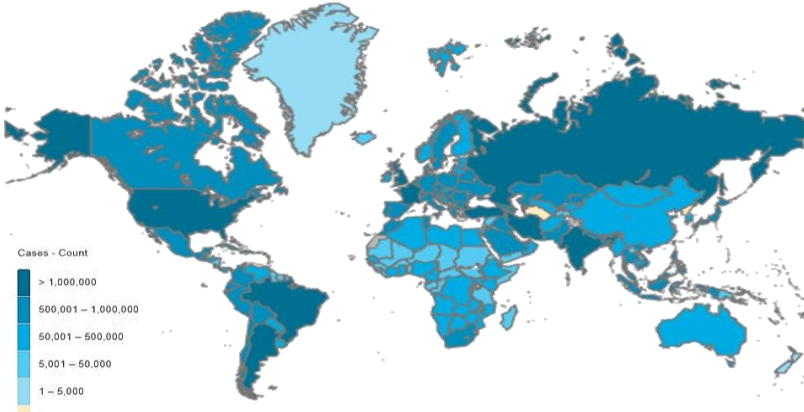


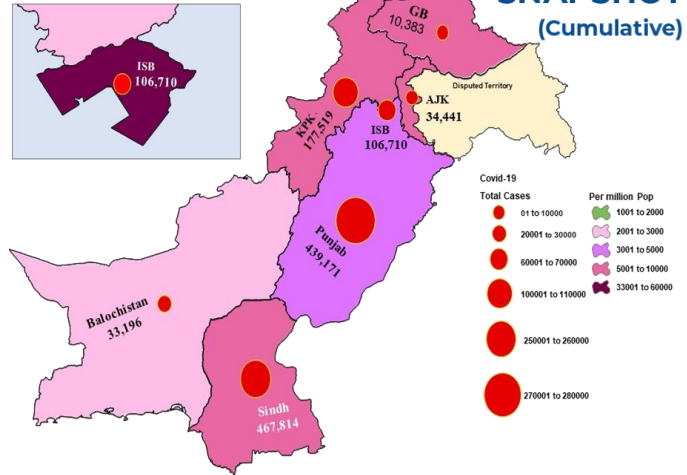


GLOBAL UPDATES

As of 23rd October 2021



PAKISTAN COVID-19 SNAPSHOT (Cumulative)



445,284 Confirmed	7,153 Deaths	-1.31% Daily Changes	-10.26% Daily Changes	6,655,399,359 Vaccine doses	19,922,805 Suspected	20,530,153 Tests	1,269,234 Confirmed
1,216,908 Recovered	23,940 Active	28,386 Deaths					

PAKISTAN SNAPSHOT (LAST 24hr)

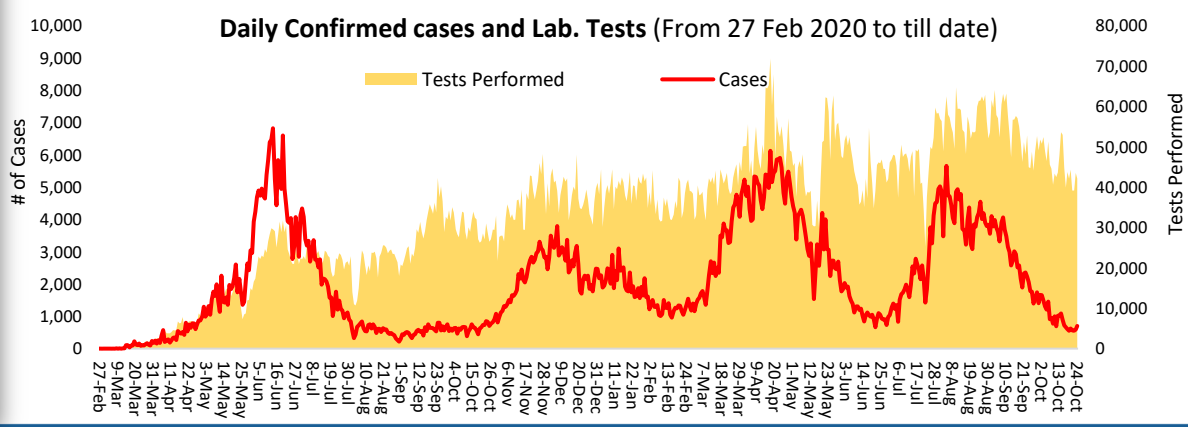
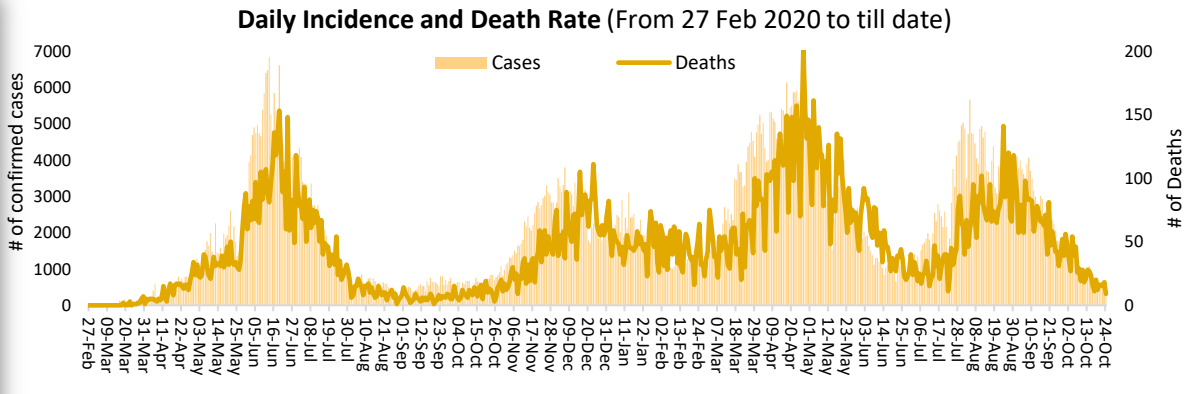
42,555 Suspected	42,095 Tests	698 Confirmed	666 Recovered	1,524 Critical	09 Deaths
----------------------------	------------------------	-------------------------	-------------------------	--------------------------	---------------------

PAKISTAN VACCINE STATS
As of 23rd October 2021

First Dose: 68,666,464
Last 24 hrs: 361,718

Fully Vaccinated: 38,596,890
Last 24 hrs: 383,426

Total Doses Administrated: 100,741,762
Last 24 hrs: 725,175





On 21st October 2021, the Nutrition wing of Ministry of National Health Services, Regulation and Coordination (MoNHSRC), in collaboration with World Health Organization, Pakistan conducted a consultative meeting on the Development of Integrated Actional Plan for Reduction of Dietary Risk Factors of NCDs in Pakistan at the WHO Country Office, Islamabad. The meeting was attended by among others; The Vice chancellor Health Services Academy, Dr Shahzad Ali Khan, Director MoNHSRC Dr Razia Safdar, National Coordinator Nutrition, Dr. Khawaja Masuood Ahmed, and other partners.

During the meeting, the current implementation plan was reviewed and the development of a multisector action plan in line with the WHO/EMR framework for reduction in consumption of sugar, salt, and Trans Fatty Acids was initiated. Dr Khawaja appreciated WHO for the technical support towards reduction in dietary risk factors for NCDs.

Positivity Rate by Major Cities/Districts

Districts	Weekly Trend	Test Conducted (Last 24hrs)	Positive Cases (Last 24hrs)	Positivity Rate (%)
Abbottabad		259	3	1.2%
Swat		68	0	0.0%
Peshawar		1162	34	2.9%
Faisalabad		1108	35	3.2%
Gujernawala		1191	0	0.0%
Gujrat		99	2	2.0%
Lahore		3644	102	2.8%
Multan		1314	8	0.6%
Rawalpindi		681	5	0.7%
Islamabad		2944	31	1.1%
Karachi		4851	53	1.1%
Hyderabad		1390	56	4.0%
Mirpur		51	3	5.9%
Muzaffarabad		24	0	0.0%
Gilgit		82	0	0.0%
Skardu		0	0	-

Summary Table (Major Cities /Districts)

Districts	Hospitalized				Home or elsewhere Isolation
	Stable	On low flow oxygen	On High flow oxygen	On Vent	
Mirpur	00	00	04	00	19
Muzaffarabad	01	00	01	00	06
Quetta	00	00	03	00	64
Gilgit	00	03	02	00	30
Islamabad	00	31	54	16	297
Abbottabad	00	04	03	00	35
Peshawar	00	27	112	28	439
Swat	00	00	16	02	00
Bahawalpur	00	05	08	03	549
Faisalabad	01	12	70	03	2,512
Gujranwala	00	04	06	07	21
Lahore	11	41	125	72	2,432
Multan	00	55	08	33	1,024
Rawalpindi	49	13	28	06	2,143
Hyderabad	00	06	08	01	1,707
Karachi	02	87	76	15	7,478

Summary Table by Province

Provinces	Lab Status				Hospitalized				Home Isolation	Total Recovered	Total Deaths
	Tested		Positive		Stable	Oxygen		On Vent.			
	Last 24hrs	Total (PCR+RA)	Last 24hrs	Total		On low flow	On High flow				
AJK	272	313,758	06	34,441	02	00	09	00	77	33,613	740
Balochistan	374	454,297	11	33,196	00	00	03	00	98	32,740	355
GB	302	200,796	00	10,383	00	03	02	00	68	10,124	186
Islamabad	2,944	2,127,916	31	106,710	00	31	54	16	297	105,374	938
KP	8,305	3,231,013	79	177,519	00	92	269	30	2,218	169,190	5,720
Punjab	12,188	7,827,679	182	439,171	34	235	396	156	7,202	418,252	12,896
Sindh	17,710	6,374,694	389	467,814	31	107	105	16	12,389	447,615	7,551

Contact Details

Dr Palitha Mahipala
 WHO Representative
 WHO Country Office
 Islamabad – Pakistan
 Tel: +92 51 9255183
 Email: mahipalap@who.int

Dr Michael Lukwiya

Incident Manager
 WHO Country Office
 Islamabad - Pakistan
 Tel: +92 51 9255184
 Email: lukwiyam@who.int