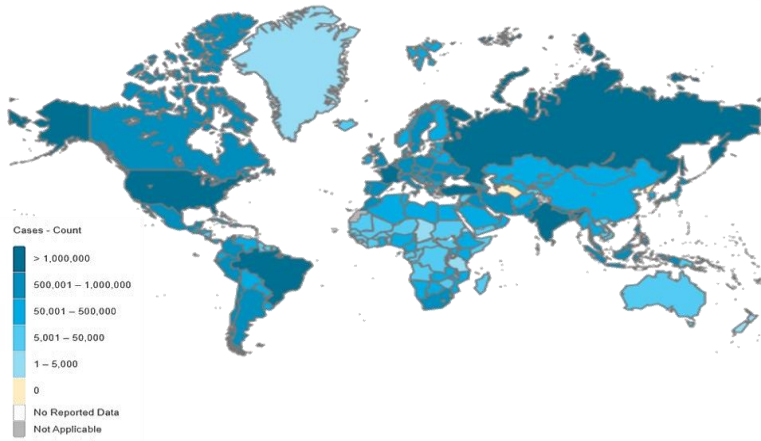


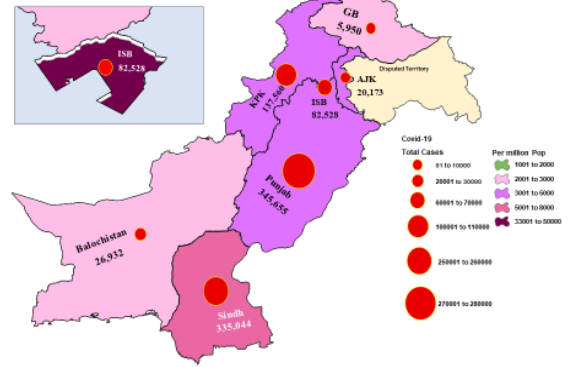
PAKISTAN COVID-19 SITUATION REPORT



GLOBAL UPDATES (Last 24hr)



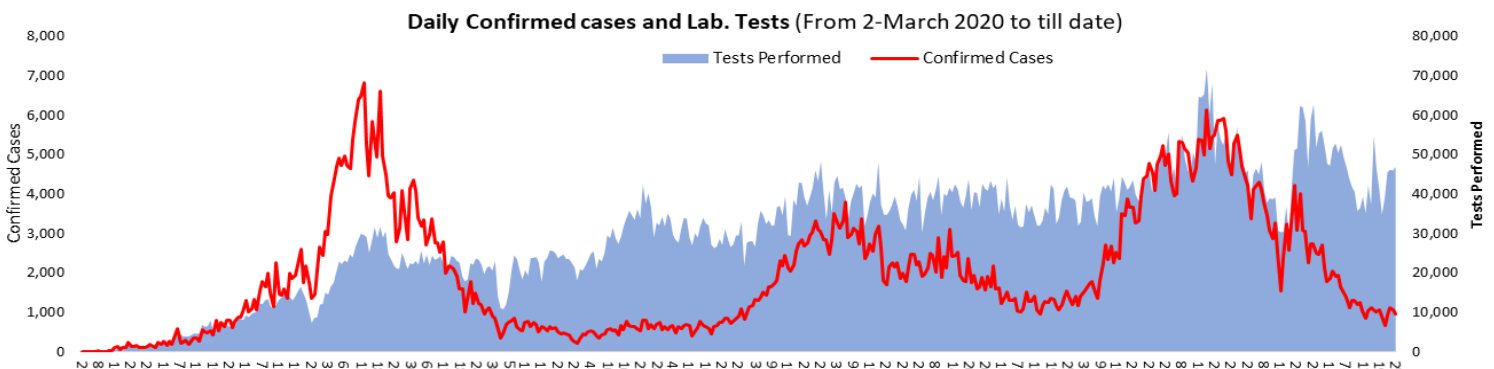
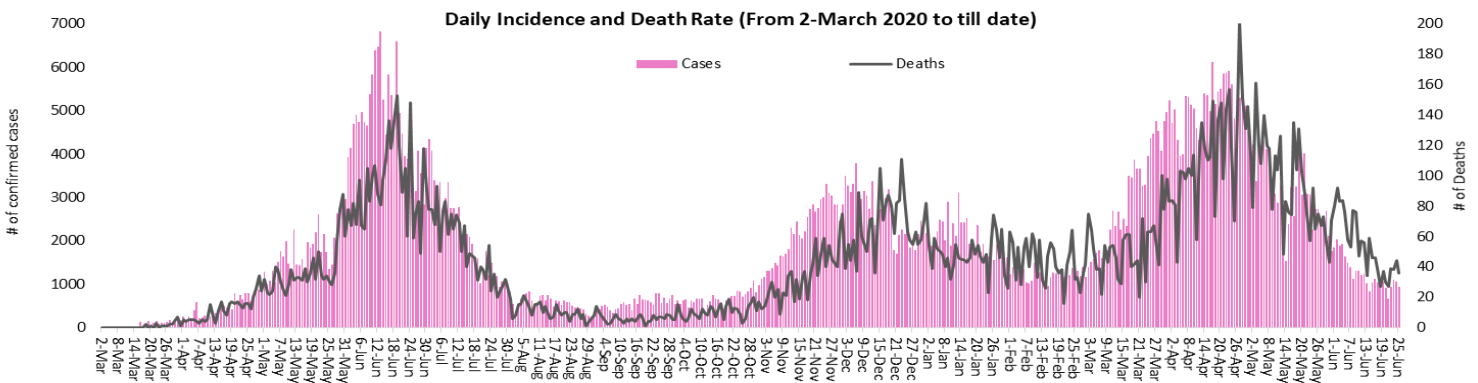
PAKISTAN COVID-19 SNAPSHOT (Cumulative)



437,764 Confirmed	9,218 Deaths	34.27% Daily Changes	28.58% Daily Changes	13,910,524 Suspected	14,371,850 Tests	953,842 Confirmed
898,944 Recovered	32,710 Active	22,188 Deaths				

PAKISTAN SNAPSHOT (LAST 24hr)

47,115 Suspected	46,842 Tests	935 Confirmed	1,110 Recovered	1,995 Critical	36 Deaths
----------------------------	------------------------	-------------------------	---------------------------	--------------------------	---------------------



FUNDS
Funds Requested: 34 Million USD
Gaps: 14.98 million USD

WHO appreciates the contribution of donors (FCDO, BMGF, DFATD Canada, JICA, UNOCHA, ECHO, South Korea, Czech Republic and Germany) to support Government of Pakistan towards, COVID-19 through WHO Pakistan.



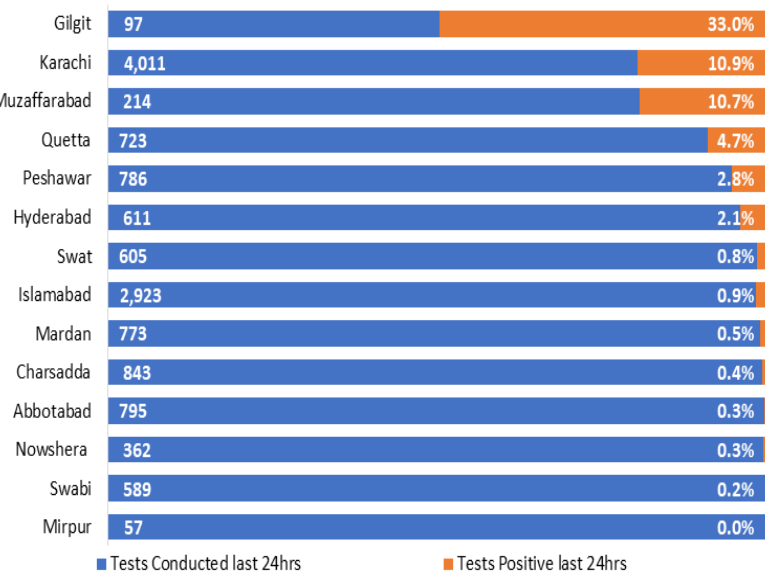
On 25th June 2021, WHO Country office Pakistan conducted a virtual meeting for development partners. The meeting was chaired by the WR Pakistan, Dr Palitha Mahipala.

The purpose of the meeting was to brief the partners on the COVID-19 situation at the global level, Eastern Mediterranean Region, and the Pakistan situation and to update them on the current government strategy in the COVID-19 response.

The WR thanked partners for their valuable support and contribution to the COVID-19 response. He further appealed to them to continue supporting the Government of Pakistan response especially; vaccination rollout, laboratory testing and genomic surveillance, case management and risk communication and community engagement.

Positivity Rate by Major Cities/Districts

Last 24 hrs



Summary Table (Major Cities /Districts)

Districts	Hospitalized				Home or elsewhere Isolation
	Stable	On low flow oxygen	On High flow oxygen	On Vent	
Mirpur	1	0	1	0	7
Muzaffarabad	4	4	9	1	126
Quetta	0	0	15	0	418
Gilgit	3	6	6	0	75
Islamabad	3	34	51	21	886
Abbottabad	0	29	4	0	178
Charsadda	0	0	3	0	39
Mardan	0	0	8	0	146
Nowshera	0	1	3	0	92
Peshawar	0	20	135	18	223
Swabi	0	0	9	0	17
Swat	0	5	17	1	26
Hyderabad	0	7	5	0	1733
Karachi	56	128	315	59	16011

*Data of Punjab province not included due to technical issues.

Summary Table by Province

Provinces	Lab Status				Stable	Hospitalized			Home Isolation	Total Recovered	Total Deaths
	Tested		Positive			Oxygen		On Vent.			
	Last 24hrs	Total (PCR+RA)	Last 24hrs	Total		On low flow	On High flow				
AJK	709	211,194	52	20,173	07	06	16	01	407	19,158	578
Balochistan	749	297,343	39	26,932	00	00	15	00	761	25,851	305
GB	469	130,350	42	5,950	03	12	08	00	159	5,657	111
Islamabad	2923	1,676,157	26	82,528	03	34	51	21	886	80,757	776
KP	10,102	2,033,005	76	137,560	00	184	224	23	1,435	131,396	4,298
Punjab	18,542	5,569,357	109	345,655	137	325	354	165	7,932	326,029	10,713
Sindh	13,348	4,454,444	591	335,044	86	149	348	59	18,899	310,096	5,407

Contact Details

Dr Palitha Mahipala
 WHO Representative
 WHO Country Office
 Islamabad – Pakistan
 Tel: +92 51 9255183
 Email: mahipalap@who.int

Dr Michael Lukwiya
 Incident Manager
 WHO Country Office
 Islamabad - Pakistan
 Tel: +92 51 9255184
 Email: lukwiyam@who.int