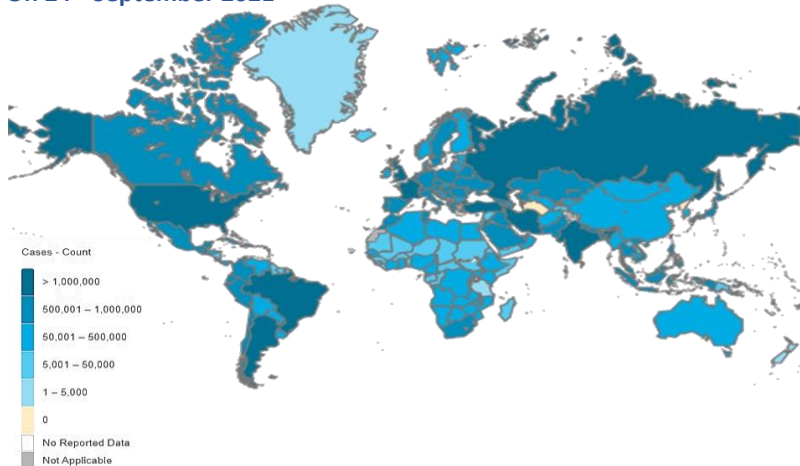


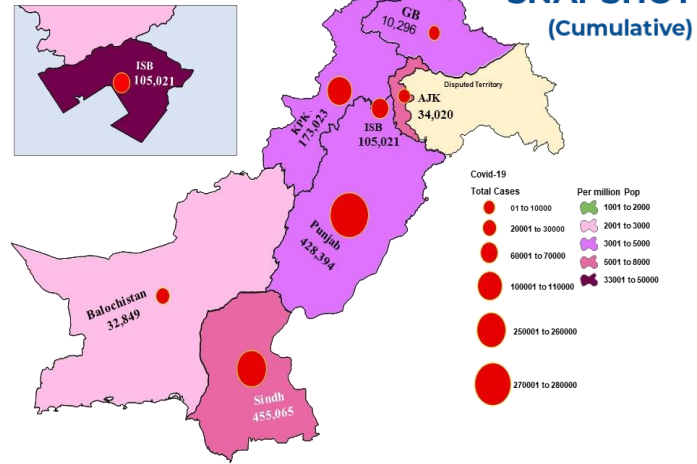


GLOBAL UPDATES

On 24th September 2021



PAKISTAN COVID-19 SNAPSHOT (Cumulative)



483,898 Confirmed	8,225 Deaths	-10.14% Daily Changes	-25.31% Daily Changes	230,418,451 Vaccine doses	18,603,993 Suspected	19,191,787 Tests	1,238,668 Confirmed
1,160,412 Recovered	50,690 Active	27,566 Deaths					

PAKISTAN SNAPSHOT (LAST 24hr)

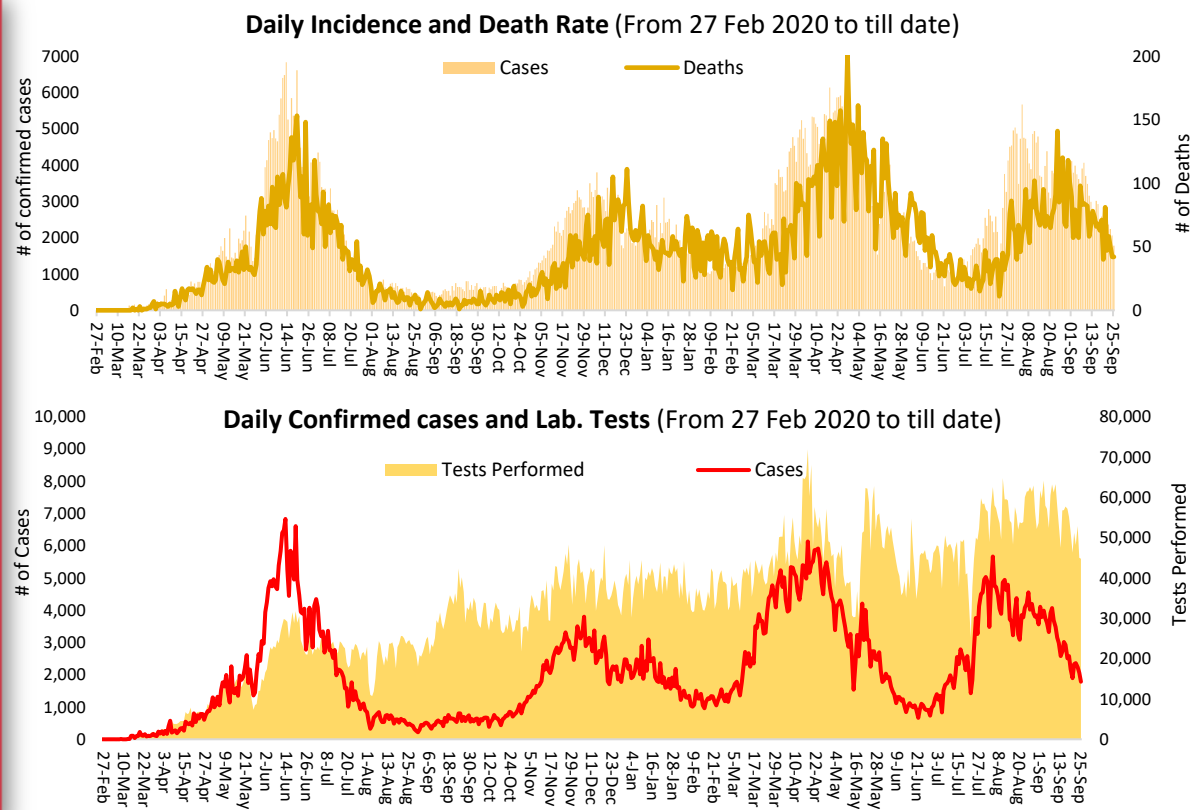
43,729 Suspected	44,712 Tests	1,780 Confirmed	3,090 Recovered	4,199 Critical	42 Deaths
----------------------------	------------------------	---------------------------	---------------------------	--------------------------	---------------------

PAKISTAN VACCINE STATS
On 24th September 2021

First Dose
56,229,457
Last 24 hrs:
345,202

Fully Vaccinated
25,493,964
Last 24 hrs:
307,872

Total Doses Administrated
76,141,484
Last 24 hrs:
623,473





On 24th September 2021, WHO Country Representative for Pakistan, Dr Palitha Mahipala participated in the groundbreaking ceremony for the construction of a Dry Store at Federal EPI. The WR was accompanied by among others; the National Programme Manager EPI Dr Akram Shah and WHO/EPI Consultant Dr Ibrahim Yalahow. The store will have a rack capacity of 1,400 Cubic Meters and is expected to be completed by 30 November 2021. The warehouse will be equipped with a cargo lift, concrete ramp, pallet racking, firefighting system, and CCTV system.

In his site remarks, Dr Palitha emphasized on the need for quality works and timely completion of the construction to achieve the intended purpose. Dr Akram Shah appreciated WHO for the monumental support that he noted, will go a long way in providing additional space for storage of COVID-19 and the Measles-Rubella (MR) supplies.

Positivity Rate by Major Cities/Districts

Districts	Daily Trend	Test Conducted (Last 24hrs)	Positive Cases (Last 24hrs)	Positivity Rate (%)
Abbottabad		461	8	1.7%
Swat		506	10	2.0%
Peshawar		1857	95	5.1%
Faisalabad		378	31	8.2%
Gujranawala		237	17	7.2%
Gujrat		67	3	4.5%
Lahore		4523	430	9.5%
Multan		861	25	2.9%
Rawalpindi		1218	60	4.9%
Islamabad		4068	108	2.7%
Karachi		3466	140	4.0%
Hyderabad		1640	92	5.6%
Mirpur		91	7	7.7%
Muzaffarabad		79	2	2.5%

Summary Table by Province

Provinces	Lab Status				Stable	Hospitalized			Home Isolation	Total Recovered	Total Deaths
	Tested		Positive			Oxygen		On Vent.			
	Last 24hrs	Total (PCR+RA)	Last 24hrs	Total		On low flow	On High flow				
AJK	710	299,820	30	34,020	04	09	21	00	772	32,479	735
Balochistan	1,120	431,636	12	32,849	06	00	04	00	218	32,275	346
GB	439	187,746	7	10,296	00	11	08	00	181	9,912	184
Islamabad	4,068	2,020,319	108	105,021	22	86	119	36	2,030	101,813	915
KP	10,806	2,941,091	257	173,023	00	343	752	46	4,161	162,223	5,498
Punjab	14,498	7,317,832	811	428,394	119	736	1169	370	17,357	396,090	12,553
Sindh	13,071	5,993,343	555	455,065	81	175	274	40	21,540	425,620	7,335

Summary Table (Major Cities /Districts)

Districts	Hospitalized				Home or elsewhere Isolation
	Stable	On low flow oxygen	On High flow oxygen	On Vent	
Mirpur	02	03	09	00	163
Muzaffarabad	00	02	02	00	57
Quetta	00	00	04	00	108
Gilgit	00	08	05	00	64
Islamabad	22	86	119	36	2,030
Abbottabad	00	25	53	00	23
Peshawar	00	70	333	41	564
Swat	00	12	83	05	00
Bahawalpur	03	14	44	17	549
Faisalabad	01	30	252	16	2,512
Gujranwala	01	04	48	12	21
Lahore	48	94	323	174	2,432
Multan	00	154	12	83	1,024
Rawalpindi	03	31	90	22	2,143
Hyderabad	00	18	07	02	1,388
Karachi	52	138	231	38	17,512

Contact Details

Dr Palitha Mahipala
 WHO Representative
 WHO Country Office
 Islamabad – Pakistan
 Tel: +92 51 9255183
 Email: mahipalap@who.int

Dr Michael Lukwiya

Incident Manager
 WHO Country Office
 Islamabad - Pakistan
 Tel: +92 51 9255184
 Email: lukwiyam@who.int