



SITUATION REPORT

COVID-19 PAKISTAN

Sunday, 26 July 2020 (Day – 151)

Daily Updates (Last 24hrs)

20,906

Suspected Cases

23,254

Tests Conducted

1,226

Confirmed Cases

838

Recovered Cases

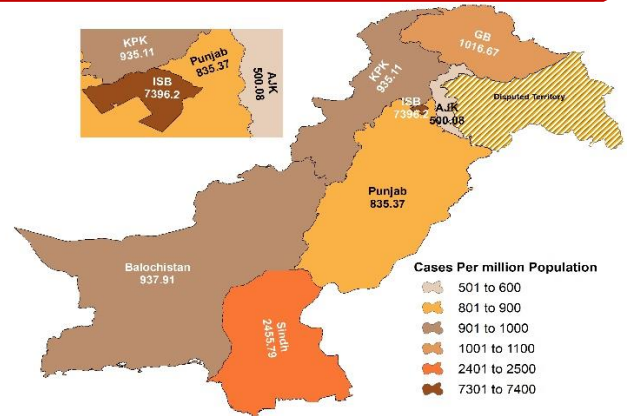
1,267

Currently Critical

35

Deaths

COVID-19 case density/million Population

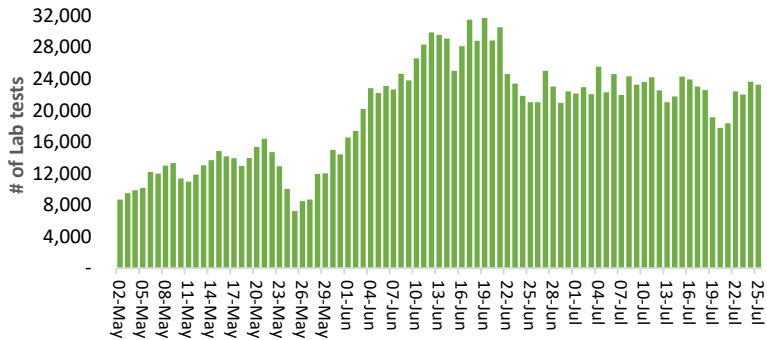


Executive Summary

Pakistan reported **1,226** new cases of COVID-19 on **25 July 2020**. The total number of cases notified since the beginning of the outbreak is **273,113** with **5,822** deaths (**CFR: 2.13%**). Out of the total **29,867** currently active cases, **1,894** cases are hospitalized, out of which **1,267 (66.89%)** are in critical condition. **27,973** COVID-19 positive cases are at designated isolation facilities or in-home isolation. A total of **237,434 (86.93%)** have recovered and discharged.

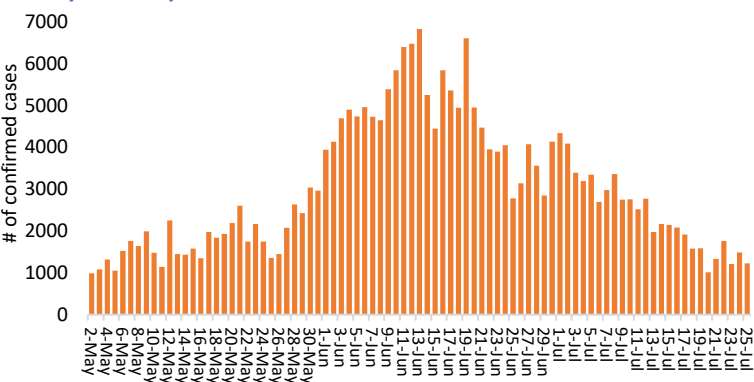
Daily Lab tests conducted in Pakistan

01 May to 25 July 2020



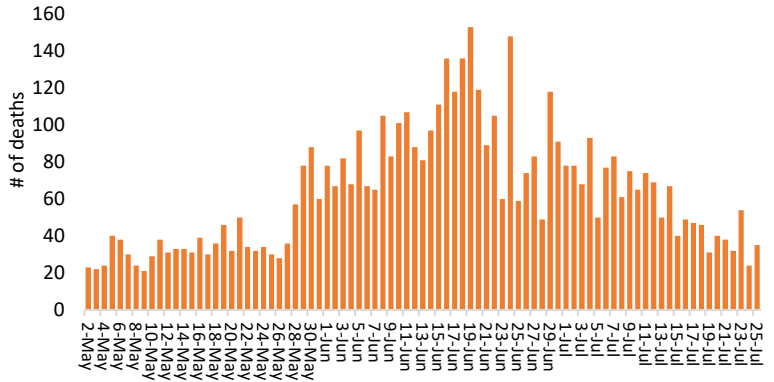
Daily incidence of COVID-19 cases in Pakistan

01 May to 25 July 2020



Daily Mortality in Pakistan

01 May to 25 July 2020



Funds

Funds Requested: 21.5 Million USD

Gaps: 14.98 Million USD

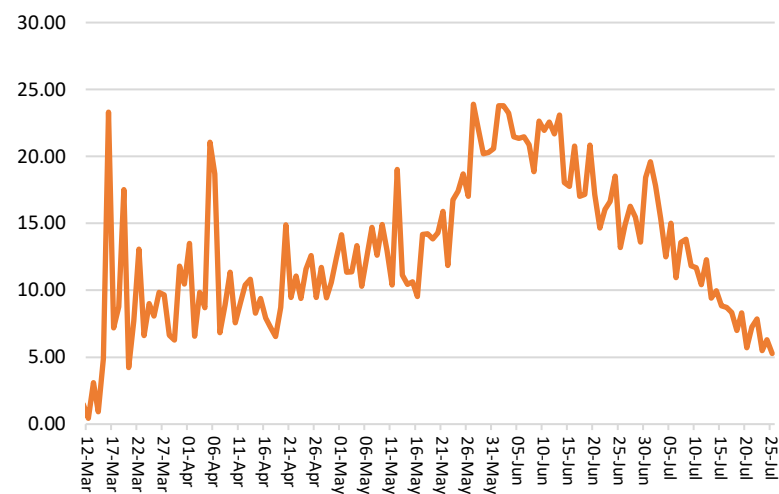
WHO appreciates the contribution of donors (DFID, BMGF, DFATD Canada, JICA, UNOCHA, South Korea, Czech Republic and Germany) to support Government of Pakistan towards COVID-19 through WHO Pakistan.

Meeting & Coordination

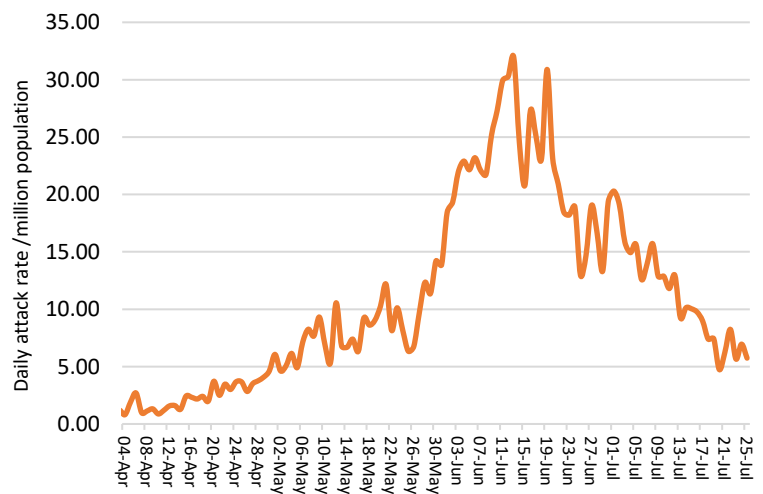
World Health Organization Pakistan in collaboration with the Provincial Health Department, Khyber Pakhtunkhwa, conducted training of master trainers on Infection Prevention and Control (IPC) in context of COVID-19 at Peshawar on 23rd July 2020.

Twelve Participants from Prime Hospitals, Sardar Begum Dental Teaching Hospital, Gandhara Medical University, Peshawar Medical College, Mercy hospital, Kuwait Teaching Hospital and Naseer Teaching hospital attended the training.

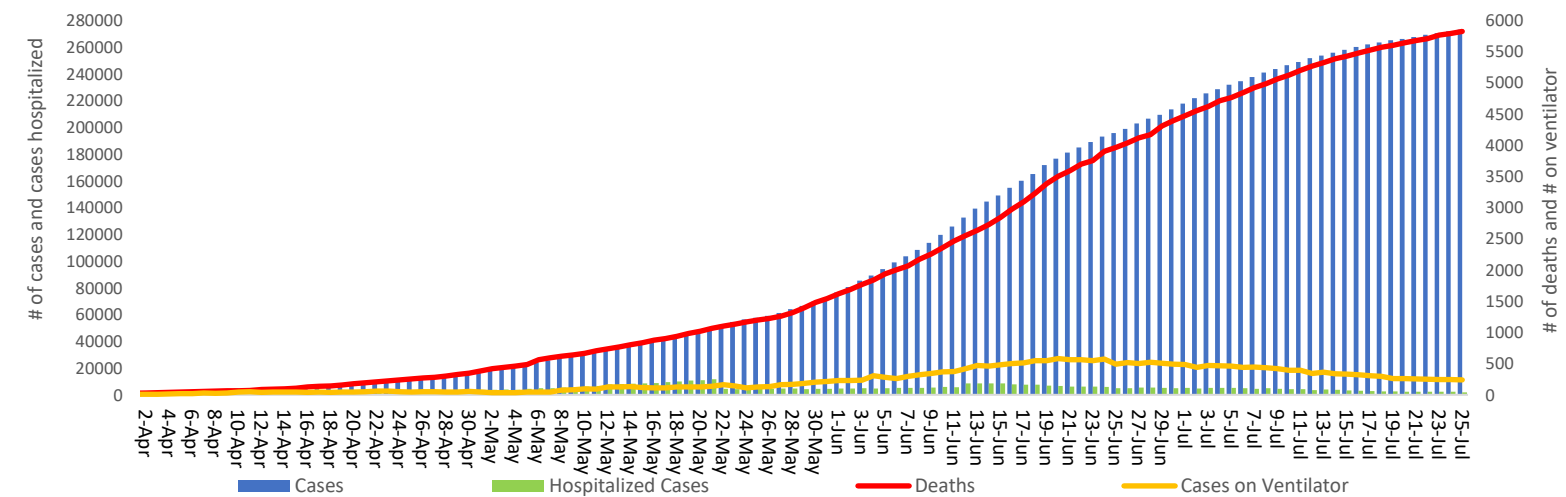
Daily Positivity rate in Pakistan



Daily Attack rate/million population



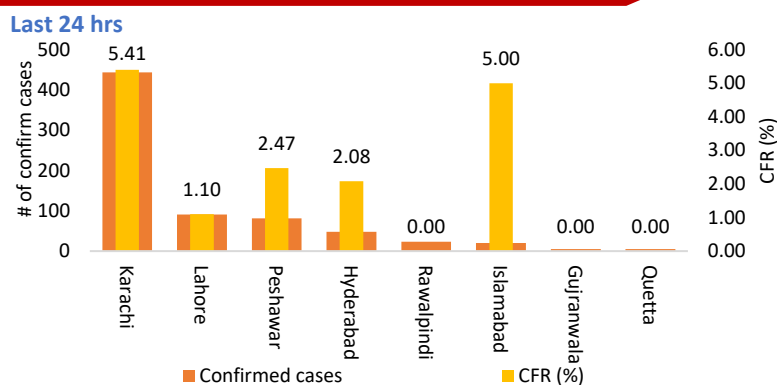
Trends of COVID-19 cases, hospitalized, on ventilator & Deaths



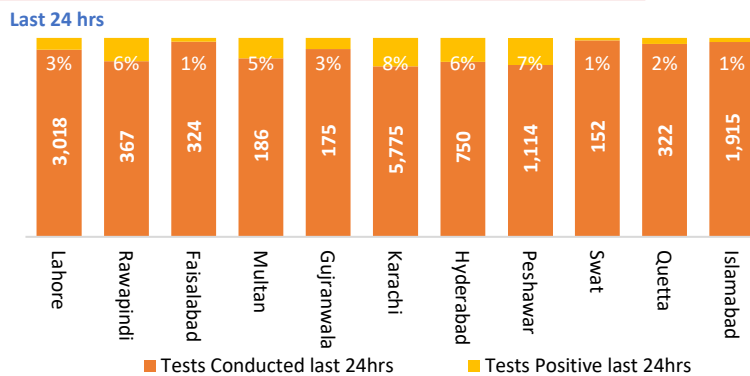
Summary table (Cumulative) as of 26th July 2020

Lab Status		Hospitalized			Home or elsewhere Isolation	Recovered	Deaths
Tested	Positive	Stable	On oxygen	On Vent.			
1,868,180	273,113	627	1,029	238	27,973	237,434	5,822

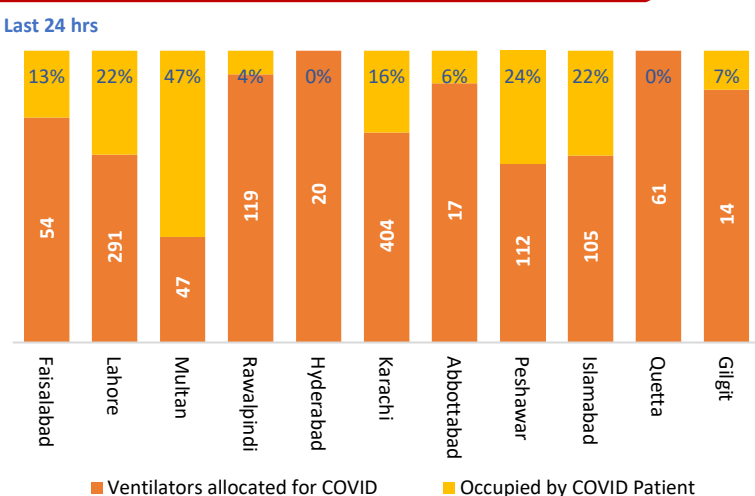
COVID-19 confirmed cases & CFR (%) by districts



COVID-19 Positivity rates in major cities/districts



Occupied COVID ventilators in major cities/districts



Summary table for major cities/districts

Districts	Hospitalized				Home or elsewhere Isolation
	Stable	On low flow oxygen	On High flow oxygen	On Vent.	
Lahore	83	46	105	63	2,425
Rawalpindi	37	22	15	05	380
Faisalabad	19	04	30	07	322
Multan	11	05	04	22	402
Karachi	94	86	236	66	5,109
Hyderabad	34	08	19	00	347
Peshawar	07	17	90	27	2,297
Swat	13	00	10	01	221
Quetta	00	00	14	00	730
Islamabad	20	37	05	23	2,340

Summary table by province as of 26th July 2020 (09:00 AM)

Provinces	Lab Status		Hospitalized				Home or elsewhere Isolation	Recovered	Deaths
	Tested	Positive	Stable	On low flow Oxygen	On High flow Oxygen	On Vent.			
AJK	24,456	2,023	38	13	06	00	482	1,435	49
Balochistan	56,896	11,578	00	00	14	00	1,527	9,901	136
G. Baltistan	15,316	1,952	58	30	01	01	256	1,559	47
Islamabad	178,421	14,841	20	37	05	23	2,340	12,253	163
KP	201,152	33,220	57	42	135	34	4,759	27,017	1,176
Punjab	692,613	91,901	223	181	202	114	7,815	81,250	2,116
Sindh	699,326	117,598	231	107	256	66	10,794	104,019	2,135

Source: Ministry of national health Services, regulations and coordination, National emergency operation center

Contact Details

Dr Palitha Mahipala
WHO Representative
WHO Country Office
Islamabad – Pakistan
Tel: +92 51 9255183
ail: mahipalap@who.int

Dr Michael Lukwiya
Incident Manager
WHO Country Office
Islamabad - Pakistan
Tel: +92 51 9255184
Email: lukwiyam@who.int