

# SITUATION REPORT

## COVID-19 PAKISTAN

### Daily COVID-19 Pakistan Updates

(Last 24hrs)



**35,698**  
Suspected



**40,167**  
Tests Conducted



**566**  
Confirmed



**593**  
Recovered



**576**  
Current Critical



**07**  
Deaths

### Daily COVID-19 Global Updates

(Last 24hrs)



**303,005**  
Confirmed Cases



**6,316**  
Deaths



**1.41%**  
Daily Change



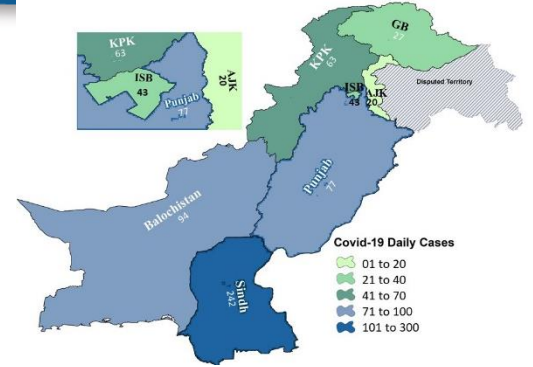
**6.63%**  
Daily Change

Source: <https://covid19.who.int>  
As of 26<sup>th</sup> September 2020, at 02PM

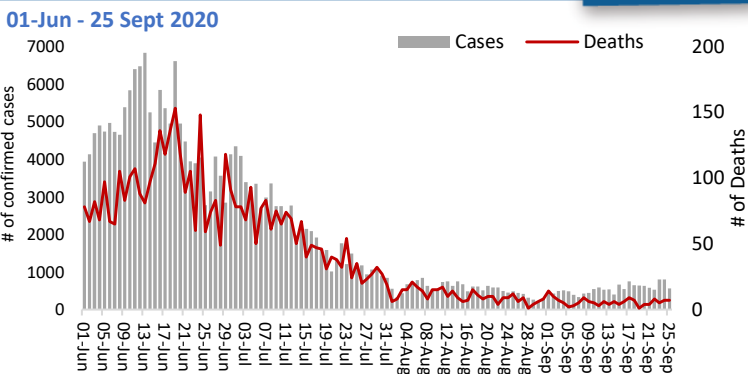
### Executive Summary

Pakistan reported **566** new cases of COVID-19 on **25 September 2020**. The total number of cases notified since the beginning of the outbreak is **309,581** with **6,451** deaths (CFR: **2.08%**). Out of the total **7,797** currently active cases, **874** cases are hospitalized, out of which **576 (65.90%)** are in critical condition. **6,923** COVID-19 positive cases are at designated isolation facilities or in-home isolation. A total of **295,333 (95.40%)** have recovered and discharged.

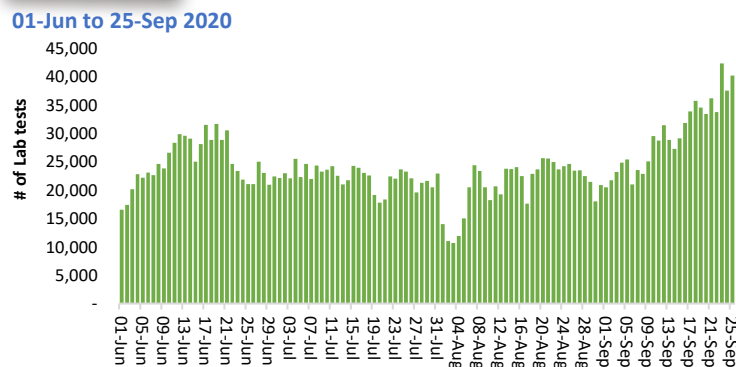
### Daily Incidence by Province



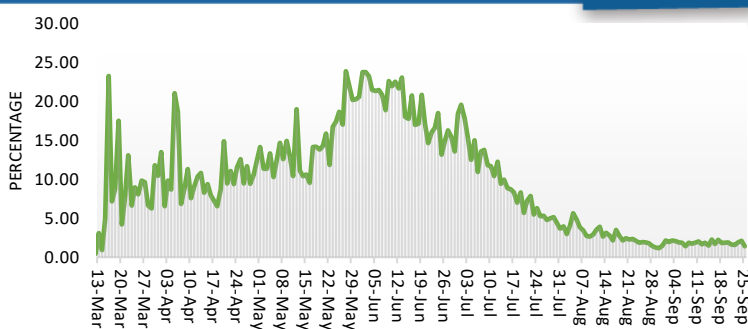
### Daily Incidence/Mortality



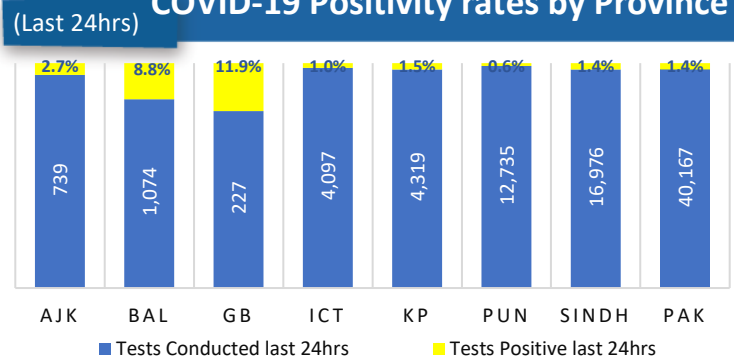
### Daily Lab Test conducted



### Daily COVID-19 Positivity Rate



### COVID-19 Positivity rates by Province



### Funds

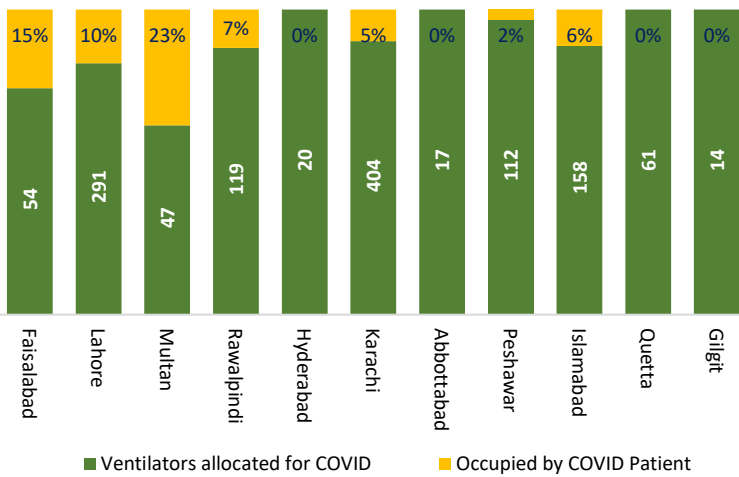
Funds Requested: 21,5 Million USD  
Gaps: 9.73 Million USD

WHO appreciates the contribution of donors (DFID, BMGF, DFATD Canada, JICA, UNOCHA, ECHO, South Korea, Czech Republic and Germany) to support Government of Pakistan respond to COVID-19 through WHO Pakistan.

## Occupied COVID-19 ventilators

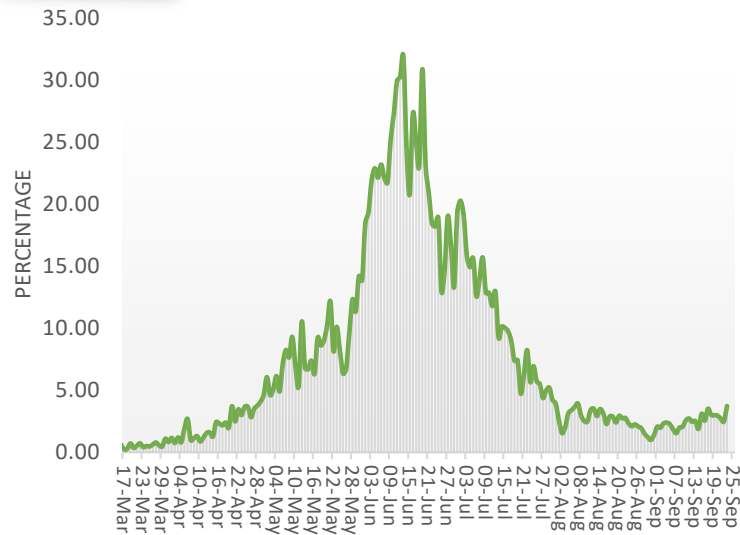
by Major Cities / Districts

Last 24 hrs



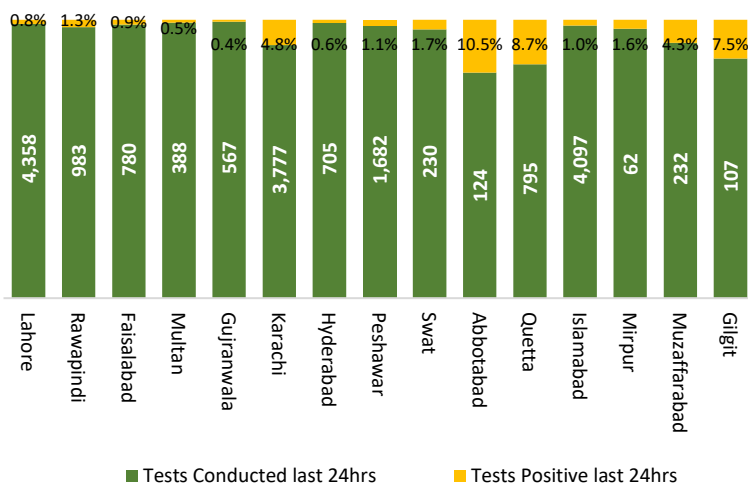
## Daily COVID-19 Attack rate

Per million population



## Positivity rates by Major Cities / Districts

Last 24 hrs



## Summary Table by Major Cities/districts

Districts	Hospitalized				Home or elsewhere Isolation
	Stable	On low flow oxygen	On High flow oxygen	On Vent.	
Lahore	02	28	87	28	176
Rawalpindi	06	25	06	08	03
Faisalabad	04	02	11	08	07
Multan	00	00	00	11	28
Gujranwala	04	00	27	01	156
Karachi	21	53	92	22	1,487
Hyderabad	04	01	00	00	106
Peshawar	01	03	14	02	72
Swat	00	00	00	00	37
Abbottabad	03	03	00	00	40
Quetta	04	00	00	00	801
Islamabad	20	25	04	10	409

## Summary Table by Province

Provinces	Lab Status		Hospitalized				Home or elsewhere Isolation	Recovered	Deaths
	Tested	Positive	Stable	On low flow Oxygen	On High flow Oxygen	On Vent.			
AJK	43,934	2,630	13	05	04	00	232	2,305	71
Balochistan	94,404	14,932	04	00	00	00	1,271	13,512	145
GB	30,291	3,635	26	21	05	03	281	3,214	85
Islamabad	347,695	16,367	20	25	04	10	409	15,718	181
KP	351,815	37,588	07	16	17	03	393	35,893	1,259
Punjab	1,208,294	98,941	125	85	143	66	998	95,295	2,229
Sindh	1,307,753	135,488	103	54	93	22	3,339	129,396	2,481
<b>Total</b>	<b>3,384,186</b>	<b>309,581</b>	<b>298</b>	<b>206</b>	<b>266</b>	<b>104</b>	<b>6,923</b>	<b>295,333</b>	<b>6,451</b>

Source: Ministry of national health Services, regulations and coordination, National emergency operation center

## Contact Details

Dr Palitha Mahipala  
WHO Representative  
WHO Country Office  
Islamabad – Pakistan  
Tel: +92 51 9255183  
ail: mahipalap@who.int

Dr Michael Lukwiya  
Incident Manager  
WHO Country Office  
Islamabad - Pakistan  
Tel: +92 51 9255184  
Email: lukwiyam@who.int