

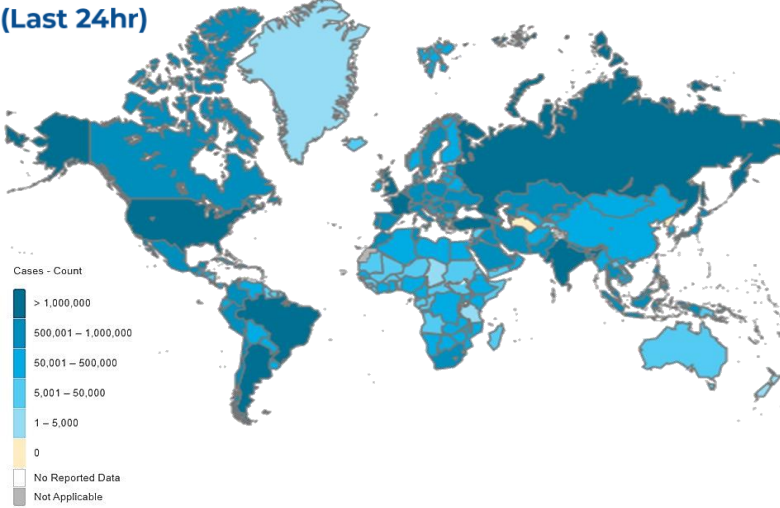
Friday, 27th August 2021 (1 Year & 182 Days)



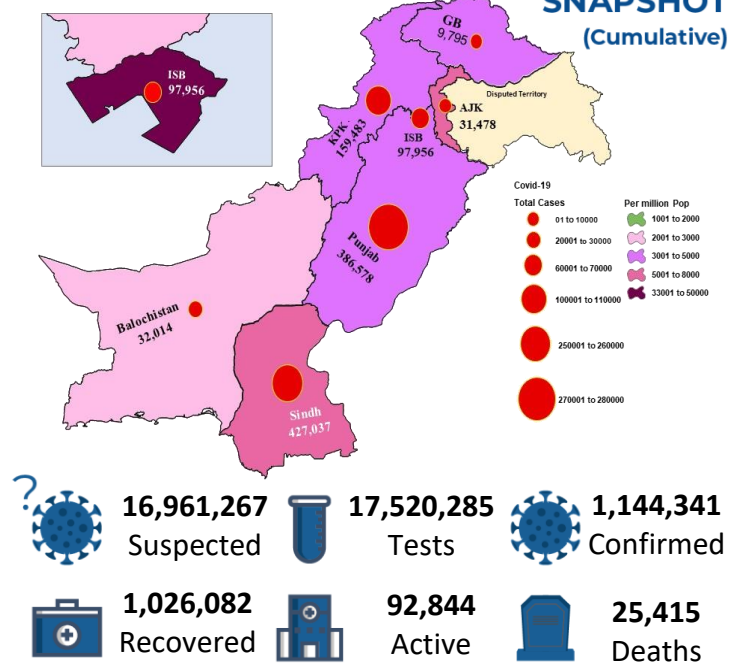
**World Health Organization**  
Pakistan

# PAKISTAN COVID-19 SITUATION REPORT

## GLOBAL UPDATES (Last 24hr)



## PAKISTAN COVID-19 SNAPSHOT (Cumulative)



<b>655,952</b> Confirmed	<b>9,142</b> Deaths	<b>-8.92%</b> Daily Changes	<b>-6.45%</b> Daily Changes	<b>4,953,887,422</b> Vaccine doses	<b>16,961,267</b> Suspected	<b>17,520,285</b> Tests	<b>1,144,341</b> Confirmed
<b>1,026,082</b> Recovered	<b>92,844</b> Active	<b>25,415</b> Deaths					

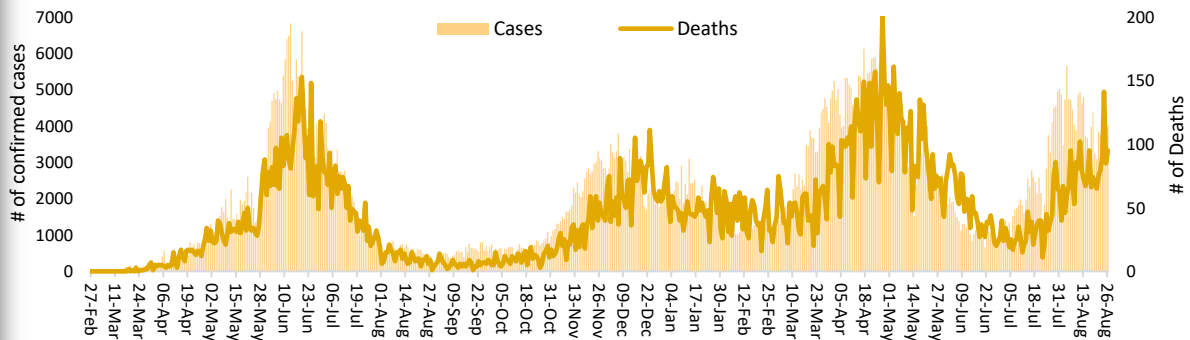
## PAKISTAN SNAPSHOT (LAST 24hr)

<b>59,915</b> Suspected	<b>62,496</b> Tests	<b>4,016</b> Confirmed	<b>3,235</b> Recovered	<b>5,515</b> Critical	<b>95</b> Deaths
----------------------------	------------------------	---------------------------	---------------------------	--------------------------	---------------------

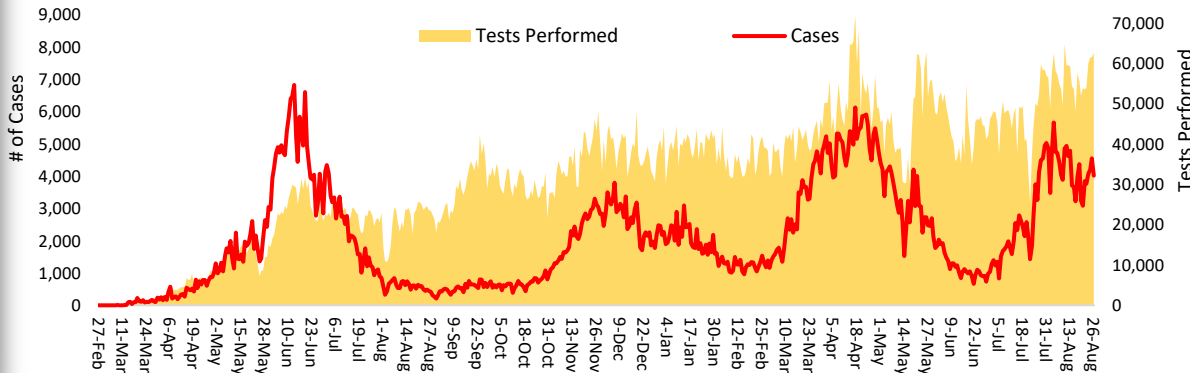
## PAKISTAN VACCINE STATS

	First Dose 39,951,787
	Last 24 hrs: 702,290
	Fully Vaccinated 15,269,699
	Last 24 hrs: 442,495
	Total Doses Administrated 50,985,184
	Last 24 hrs: 1,101,973

Daily Incidence and Death Rate (From 27 Feb 2020 to till date)



Daily Confirmed cases and Lab. Tests (From 27 Feb 2020 to till date)



## FUNDS

Funds Requested: 34 Million USD  
Gaps: 14.98 million USD

WHO appreciates the contribution of donors (FCDO, BMGF, DFATD Canada, JICA, UNOCHA, ECHO, South Korea, Czech Republic and Germany) to support Government of Pakistan towards, COVID-19 through WHO Pakistan.



Department of Health Khyber Pakhtunkhwa in collaboration with World Health Organization conducted a training on GBV for health workers from (24th to 26th August 2021). 21 participants (medical officers, Nurse in-charge and Lady Health Workers) from the catchment areas of DHQ Hospital WANA, KP province were trained at Marriott Hotel, Islamabad. The training focused on provision of life-saving health care, psycho-social support, and referral in the COVID-19 context

Implementing partners drawn from CSO, UN agencies (UNWOMEN and UNFPA) participated in the training.

Dr. Abbas Khan, while representing the DG Health KP, commended WHO for the support towards strengthening human resources for health in South Waziristan. In his closing remarks, Dr Palitha Mahipala, The WHO Country Representative Pakistan reiterated the effects of GBV on physical, psychological, sexual, and reproductive health of survivors. He noted that the training will go a long way in integrating GBV care into routine health services.

Positivity Rate by Major Cities/Districts

Districts	Daily Trend	Test Conducted (Last 24hrs)	Positive Cases (Last 24hrs)	Positivity Rate (%)
Abbottabad		639	50	7.8%
Swat		627	24	3.8%
Peshawar		940	148	15.7%
Faisalabad		833	68	8.2%
Gujernawala		919	51	5.5%
Gujrat		670	10	1.5%
Lahore		7968	561	7.0%
Multan		623	89	14.3%
Rawalpindi		1458	151	10.4%
Islamabad		5659	414	7.3%
Karachi		6416	747	11.6%
Hyderabad		1334	157	11.8%
Mirpur		120	22	18.3%
Muzaffarabad		230	32	13.9%

Summary Table (Major Cities /Districts)

Districts	Hospitalized				Home or elsewhere Isolation
	Stable	On low flow oxygen	On High flow oxygen	On Vent	
Mirpur	01	04	13	00	312
Muzaffarabad	00	02	13	00	517
Quetta	00	00	09	00	179
Gilgit	01	16	19	02	108
Islamabad	12	133	203	48	5,497
Abbottabad	00	107	105	00	222
Peshawar	00	44	429	42	1,740
Swat	00	82	117	08	13
Bahawalpur	00	17	85	15	23
Faisalabad	18	33	230	05	2,512
Gujranwala	00	05	73	09	02
Lahore	64	66	331	149	2,432
Multan	01	155	07	68	1,024
Rawalpindi	05	73	172	30	138
Hyderabad	04	39	38	02	3,743
Karachi	128	179	522	73	45,053

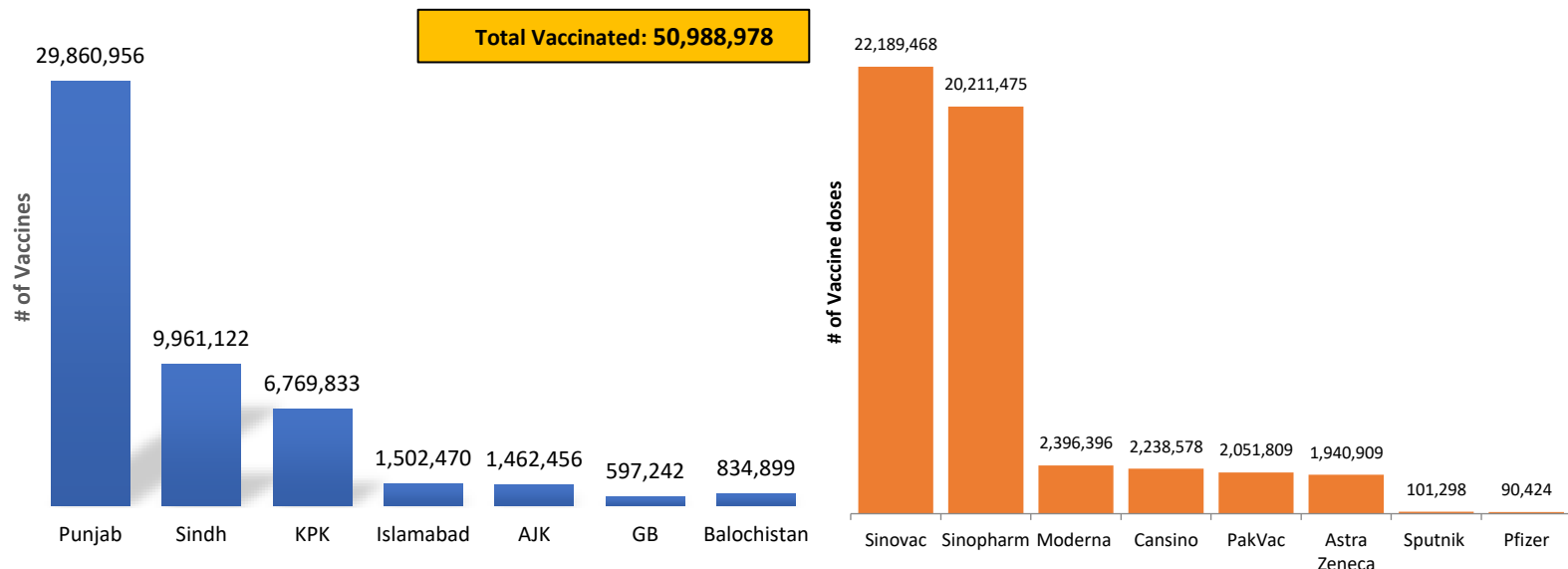
Summary Table by Province

Provinces	Lab Status				Hospitalized				Home Isolation	Total Recovered	Total Deaths
	Tested		Positive		Stable	Oxygen		On Vent.			
	Last 24hrs	Total (PCR+RA)	Last 24hrs	Total		On low flow	On High flow				
AJK	1,242	273,110	184	31,478	01	27	50	01	3,497	27,213	689
Balochistan	1,460	393,728	86	32,014	08	02	11	00	482	31,173	338
GB	701	171,185	26	9,795	05	29	30	04	413	9,142	172
Islamabad	5,659	1,876,175	414	97,956	12	133	203	48	5,497	91,203	860
KP	10,523	2,617,174	519	159,483	00	651	1,023	53	5,820	147,052	4,884
Punjab	21,326	6,705,455	1,320	386,578	361	776	1,205	310	22,192	350,028	11,706
Sindh	21,585	5,483,458	1,467	427,037	166	245	639	75	48,875	370,271	6,766

# SARI/ILI surveillance summary, Week-33, 2021 (206 Sentinel Sites)

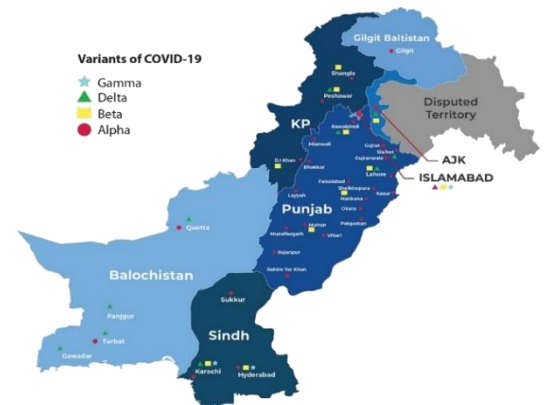
Province	SARI Cases					ILI Cases					Contact Tracing					Sentinel Sites			Bed Occupancy		
	Week-33					Week-33					Week-33					Week-33			Week-33		
	SARI Reported	Tested		Lab Positive		ILI Reported	Tested		Lab Positive		Contact Identified	Contact Lab Tested		Contact Lab Positive		Total Sentinel Sites	Sites Reported		Total Allocated Beds	Occupied Beds	
		No	%	No	%		No	%	No	%		No	%	No	%		No	%		No	%
Islamabad	195	195	100.0	22	11.3	451	360	79.8	40	11.1	585	460	78.6	83	18.0	7	7	100.0	849	458	53.9
Punjab	1017	1017	100.0	172	16.9	1441	1115	77.4	138	12.4	2340	2340	100.0	61	2.6	38	38	100.0	4218	1019	24.1
Sindh	1053	1046	99.3	298	28.4	2423	1518	62.6	241	15.9	5076	4828	95.1	781	16.2	65	65	100.0	3632	1809	49.8
KP	957	955	99.8	414	43.3	6710	6644	99.0	1185	17.8	4540	4410	97.1	134	3.0	30	28	93.3	1700	1054	62.0
Balochistan	258	236	91.5	22	9.3	2127	1071	50.3	11	1.0	875	813	92.9	11	1.3	44	42	95.4	375	89	23.7
AJK	416	390	93.8	215	55.1	654	509	77.8	205	40.3	1411	1403	99.4	321	22.9	16	16	100.0	647	334	51.6
GB	30	26	86.7	5	19.2	91	84	92.3	15	17.8	242	219	90.5	90	41.1	6	6	100.0	51	23	45.1
<b>Total</b>	<b>3926</b>	<b>3865</b>	<b>98.4</b>	<b>1148</b>	<b>29.7</b>	<b>13897</b>	<b>11301</b>	<b>81.3</b>	<b>1835</b>	<b>16.2</b>	<b>15069</b>	<b>14473</b>	<b>96.1</b>	<b>1481</b>	<b>10.2</b>	<b>206</b>	<b>202</b>	<b>98.1</b>	<b>11472</b>	<b>4786</b>	<b>41.7</b>

## COVID-19 Vaccination status by province and vaccine doses



## COVID-19 sequenced genomes

Province	Wild Type	ALPHA	BETA	GAMMA	DELTA	Total
Punjab	41	363	15	01	244	<b>664</b>
Sindh	77	121	235	34	230	<b>697</b>
KP	27	48	06	-	24	<b>105</b>
Baluchistan	07	03	-	-	56	<b>66</b>
Islamabad	245	87	15	01	705	<b>1,053</b>
Gilgit	05	-	-	-	11	<b>16</b>
AJK	04	04	01	-	02	<b>11</b>
Unspecified	27	44	14	01	27	<b>113</b>
<b>Total</b>	<b>433</b>	<b>670</b>	<b>286</b>	<b>37</b>	<b>1,299</b>	<b>2,725</b>



Data Source: GISAID: <https://www.gisaid.org/>, National Institute of Health, Pakistan, Aga Khan University hospital, Karachi. The reported data is inclusive of PCR based genotyping for SARS-CoV2 variants and Whole Genome Sequencing information

### Contact Details

#### Dr Palitha Mahipala

WHO Representative  
WHO Country Office  
Islamabad – Pakistan  
Tel: +92 51 9255183  
Email: mahipalap@who.int

#### Dr Michael Lukwiya

Incident Manager  
WHO Country Office  
Islamabad - Pakistan  
Tel: +92 51 9255184  
Email: lukwiyam@who.int