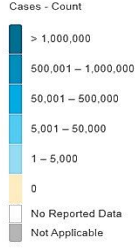
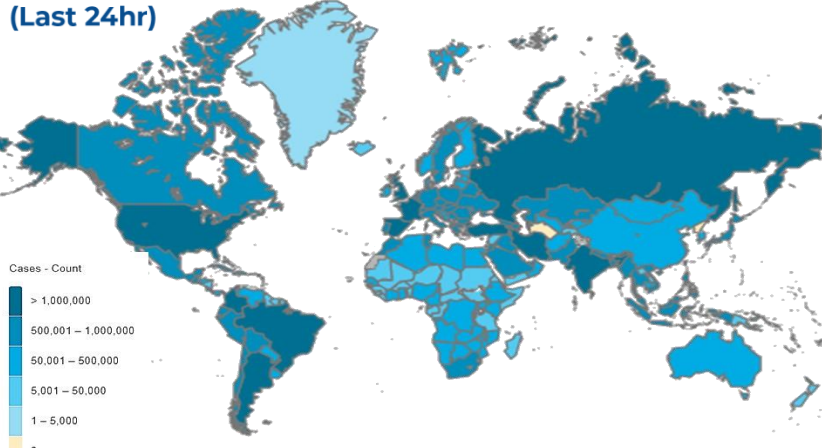


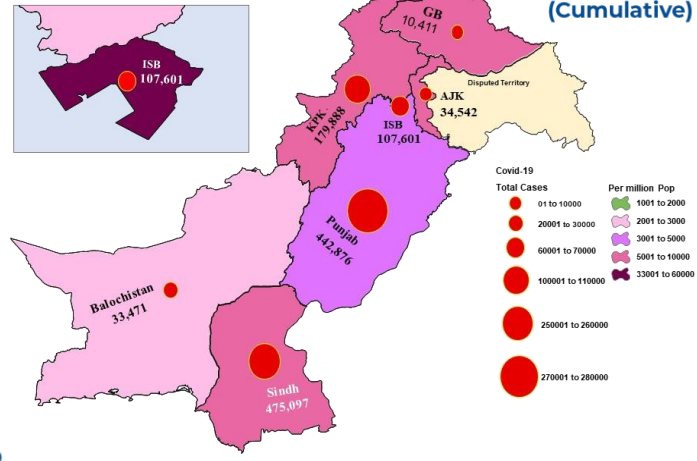


PAKISTAN COVID-19 SITUATION REPORT

GLOBAL UPDATES (Last 24hr)



PAKISTAN COVID-19 SNAPSHOT (Cumulative)



611,528 Confirmed	7,881 Deaths	-1.78% Daily Changes	-6.04% Daily Changes	7,702,859,718 Vaccine doses	21,166,364 Suspected	21,876,689 Tests	1,283,886 Confirmed
1,241,589 Recovered	13,593 Active	28,704 Deaths					

PAKISTAN SNAPSHOT (LAST 24hr)

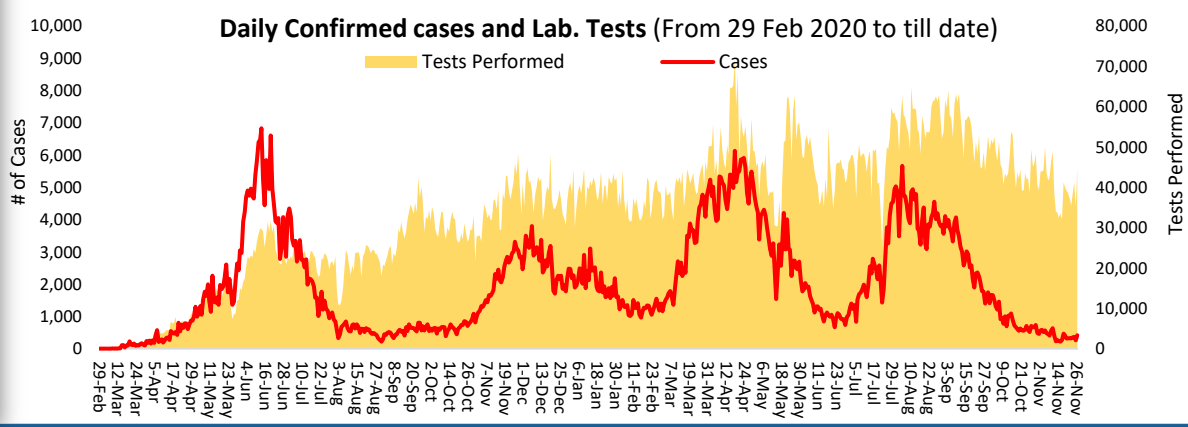
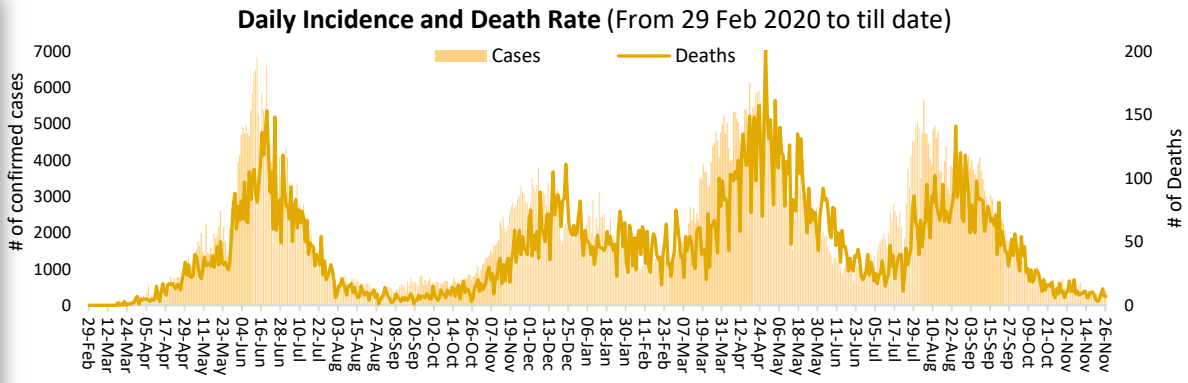
42,434 Suspected	44,598 Tests	411 Confirmed	300 Recovered	935 Critical	07 Deaths
----------------------------	------------------------	-------------------------	-------------------------	------------------------	---------------------

PAKISTAN VACCINE STATS

First Dose
79,903,178
Last 24 hrs:
147,862

Fully Vaccinated
49,844,419
Last 24 hrs:
107,453

Total Doses Administrated
122,319,215
Last 24 hrs:
253,060





On 26th November 2021, WHO Regional Director for the Eastern Mediterranean Dr Ahmed Al-Mandhari along with WHO Country Representative Pakistan Dr Palitha Mahipala donated four mini ambulances and 120 Sets of Samsung Galaxy Tablets to ICT. The donations were received by the District Health Officer ICT Dr Zaeem Zia. On the same day, the Regional Director handed over a donation of 50 Motorbikes to the Provincial TB Control Programme, KP. The motorbikes were received by Dr Abdul Khaliq on behalf of Department of Health, KP. The handover ceremony took place at WHO Country Office, Islamabad.

The donated ambulances and motorbikes are expected to improve referral services for the vulnerable populations and strengthen the specimen transportation system in ICT and KP respectively. Dr Zaeem and Dr Abdul appreciated WHO for the support and pledged to put the donations to good use.

Positivity Rate by Major Cities/Districts

Districts	Daily Trend	Test Conducted (Last 24hrs)	Positive Cases (Last 24hrs)	Positivity Rate (%)
Abbottabad		200	0	0.0%
Swat		670	3	0.4%
Peshawar		1008	9	0.9%
Faisalabad		613	4	0.7%
Gujranawala		761	2	0.3%
Gujrat		331	5	1.5%
Lahore		3055	36	1.2%
Multan		512	1	0.2%
Rawalpindi		2013	14	0.7%
Islamabad		4555	21	0.5%
Karachi		5245	56	1.1%
Hyderabad		1945	27	1.4%
Mirpur		24	0	0.0%
Muzaffarabad		36	0	0.0%

Summary Table (Major Cities /Districts)

Districts	Hospitalized				Home or elsewhere Isolation
	Stable	On low flow oxygen	On High flow oxygen	On Vent	
Mirpur	00	00	01	00	08
Muzaffarabad	00	00	00	00	09
Quetta	00	00	04	00	36
Gilgit	00	01	00	00	00
Islamabad	00	25	28	05	211
Abbottabad	00	05	03	00	04
Peshawar	00	20	72	20	207
Swat	00	02	04	00	08
Bahawalpur	00	11	00	03	33
Faisalabad	00	09	29	04	2,512
Gujranwala	00	00	01	01	0
Lahore	06	06	81	32	2,434
Multan	01	28	00	15	1,030
Rawalpindi	20	09	13	02	160
Hyderabad	02	04	04	00	349
Karachi	03	84	72	16	3,247

Summary Table by Province

Provinces	Lab Status				Hospitalized				Home Isolation	Total Recovered	Total Deaths
	Tested		Positive		Stable	Oxygen		On Vent.			
	Last 24hrs	Total (PCR+RA)	Last 24hrs	Total		On low flow	On High flow				
AJK	116	319,948	02	34,542	01	00	02	00	29	33,768	742
Balochistan	596	473,844	04	33,471	00	00	04	00	65	33,043	359
GB	296	211,580	00	10,411	00	01	00	00	13	10,211	186
Islamabad	4,555	2,241,425	21	107,601	00	25	28	05	211	106,380	952
KP	8,791	3,525,709	33	179,888	00	78	151	20	528	173,281	5,830
Punjab	14,249	8,332,861	72	442,876	27	138	215	70	4683	424,728	13,015
Sindh	15,995	6,771,322	279	475,097	18	96	85	17	7083	460,178	7,620

Contact Details

Dr Palitha Mahipala
 WHO Representative
 WHO Country Office
 Islamabad – Pakistan
 Tel: +92 51 9255183
 Email: mahipalap@who.int

Dr Michael Lukwiya

Incident Manager
 WHO Country Office
 Islamabad - Pakistan
 Tel: +92 51 9255184
 Email: lukwiyam@who.int