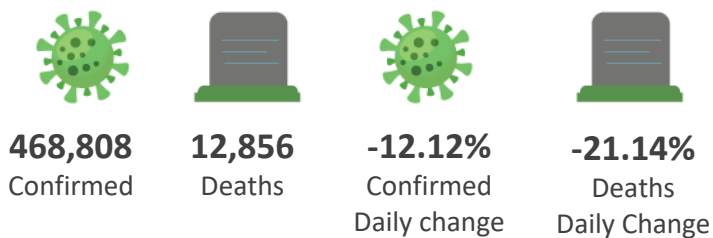
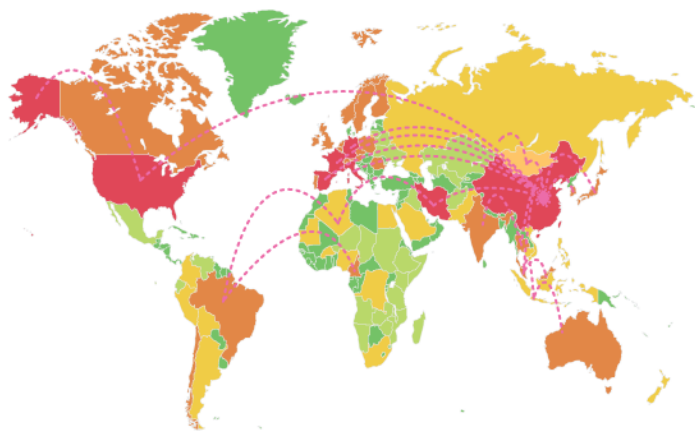


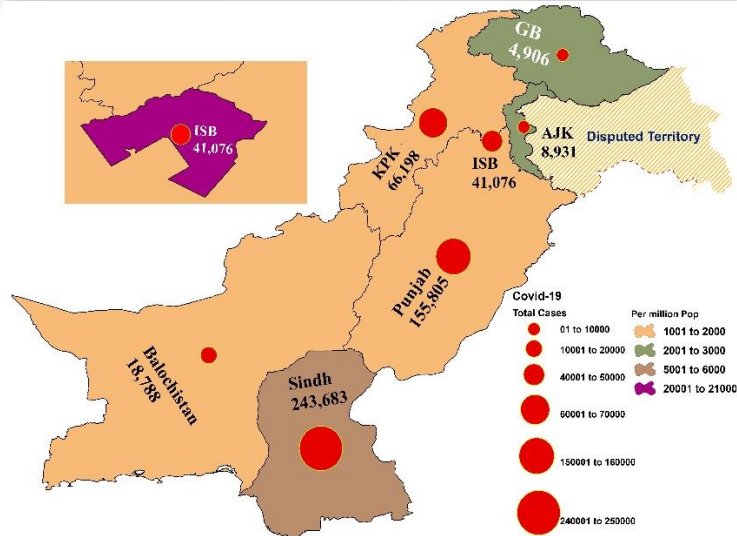


COVID-19 SITUATION REPORT

GLOBAL UPDATES (Last 24hr)

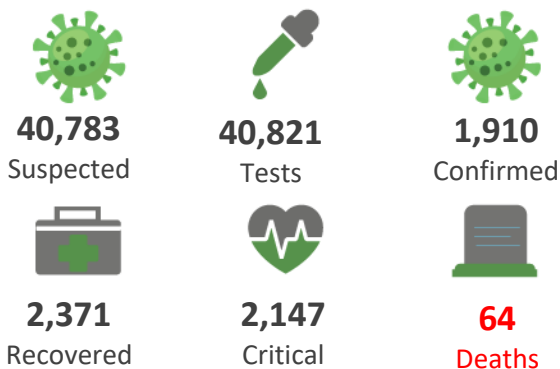


TOTAL CASES & CASES PER MILLION POP.



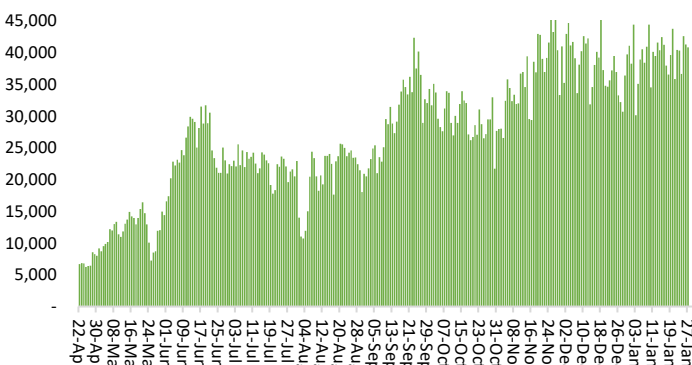
Pakistan reported **1,910** new cases of COVID-19 on **27 January 2021**. The total number of cases notified since the beginning of the outbreak is **539,387** with **11,514** deaths (**CFR: 2.13%**). Out of the total **33,295** currently active cases **2,628** cases are hospitalized.

PAKISTAN UPDATES (Last 24hr)



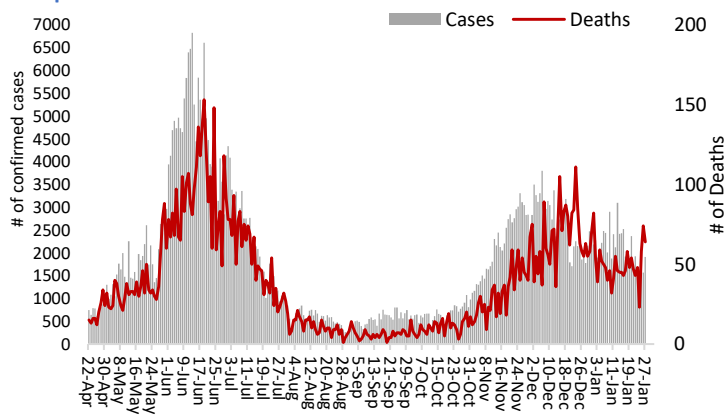
LAB TEST (PCR + RA) CONDUCTED BY DATE

22-April 2020 - 27-Jan 2021

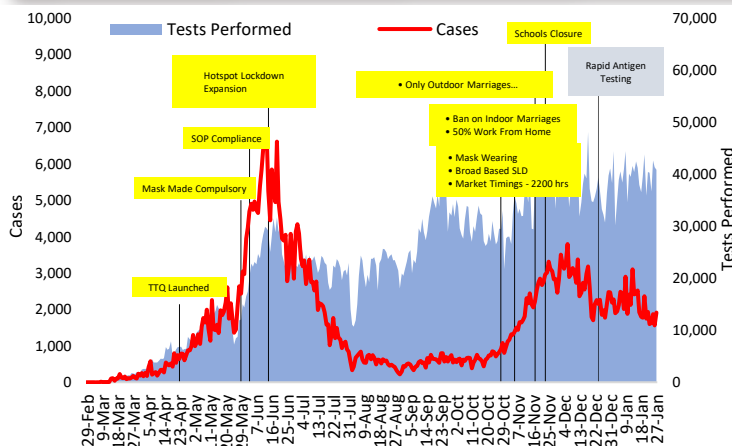


INCIDENCE & DEATHS BY DATE

22-April - 27-Jan 2021



TESTS PERFORMED VS CASES



Funds

Funds Requested: 34 Million USD
Gaps: 14.98 Million USD

WHO appreciates the contribution of donors (DFID, BMGF, DFATD Canada, JICA, UNOCHA, ECHO, South Korea, Czech Republic and Germany) to support Government of Pakistan towards COVID-19 through WHO Pakistan.



MEETINGS & COORDINATION

World Health Organization Pakistan, in collaboration with the Federal Expanded Program on Immunization (EPI), conducted a series of combined trainings on the National Immunization Management System (Pak-NIMS) and the "COVID-19 Inventory Management Information (COVIM) System" in the provinces and regions in Pakistan from 04-11 January 2021. The National Command and Operation Cell, Ministry of National Health Services Regulations and Coordination, has developed the Pak-NIMS for registration and administration of covid-19 vaccinations and to maintain the supply chain of the COVID-19 vaccine, a proven off-the-shelf system was adapted as COVIM for the vaccine storage and distribution from Federal to health facility level.

In total 14 parallel training sessions for the Master Trainers were conducted in all the provinces and regions and 397 Master Trainers were trained. The master trainers will train within their district the designated staff for COVID-19 vaccination.

POSITIVITY RATE BY MAJOR CITIES/DISTRICTS

Last 24 hrs

City/District	Tests Conducted last 24hrs	Tests Positive last 24hrs	Positivity Rate
Karachi	4,561	593	13.2%
Mirpur	117	13	11.1%
Peshawar	1,379	101	7.3%
Lahore	6,213	332	5.5%
Bahawalpur	356	19	5.3%
Faisalabad	1,123	43	3.8%
Rawalpindi	780	19	2.4%
Muzaffarabad	45	1	2.2%
Swat	284	6	2.1%
Islamabad	5,773	106	1.8%
Gujranwala	280	5	1.8%
Abbotabad	359	6	1.7%
Multan	872	13	1.5%
Quetta	473	4	0.8%
Gilgit	28	0	0.0%

SUMMARY TABLE (MAJOR CITIES/DISTRICTS)

Districts	Hospitalized				Home or elsewhere Isolation
	Stable	On low flow oxygen	On High flow oxygen	On Vent	
Faisalabad	06	08	54	01	247
Gujranwala	00	00	03	01	51
Lahore	212	54	113	84	2432
Multan	08	65	30	23	326
Rawalpindi	36	59	53	07	273
Karachi	80	160	505	88	15,602
Hyderabad	00	33	01	00	847
Abbotabad	00	19	00	00	37
Peshawar	00	32	213	35	933
Swat	00	01	12	00	40
Quetta	00	00	06	00	101
Islamabad	09	57	58	32	1,369
Muzaffarabad	01	00	01	00	12
Gilgit	00	02	02	00	01

SUMMARY TABLE BY PROVINCE

Provinces	Lab Status				Hospitalized				Home Isolation	Total Recovered	Total Deaths
	Tested		Positive		Stable	Oxygen		On Vent.			
	Last 24hrs	Total (PCR+RA)	Last 24hrs	Total		On low flow	On High flow				
AJK	392	107,676	54	8,931	08	02	17	00	328	8,317	259
Balochistan	577	174,339	23	18,788	00	00	06	00	232	18,357	193
GB	319	76,166	03	4,906	00	03	02	00	18	4,781	102
Islamabad	5,773	963,555	104	41,076	09	57	58	32	1,369	39,079	472
KP	7,255	929,575	245	66,198	00	115	293	39	2,020	61,462	1,870
Punjab	15,341	2,876,599	591	155,805	372	289	294	140	9,704	140,545	4,661
Sindh	11,164	2,677,025	890	243,683	92	196	516	88	16,996	222,037	3,957

Contact Details

Dr Palitha Mahipala
WHO Representative
WHO Country Office
Islamabad – Pakistan
Tel: +92 51 9255183
Email: mahipalap@who.int

Dr Michael Lukwiya
Incident Manager
WHO Country Office
Islamabad - Pakistan
Tel: +92 51 9255184
Email: lukwiyam@who.int