

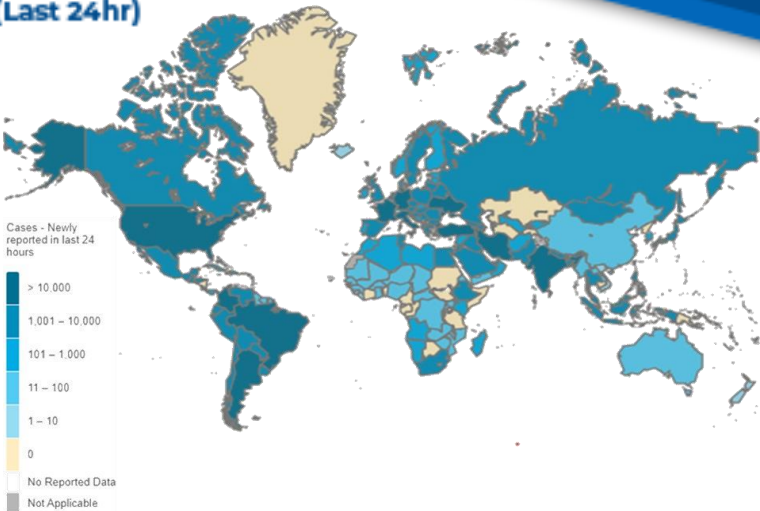


PAKISTAN COVID-19 SITUATION REPORT

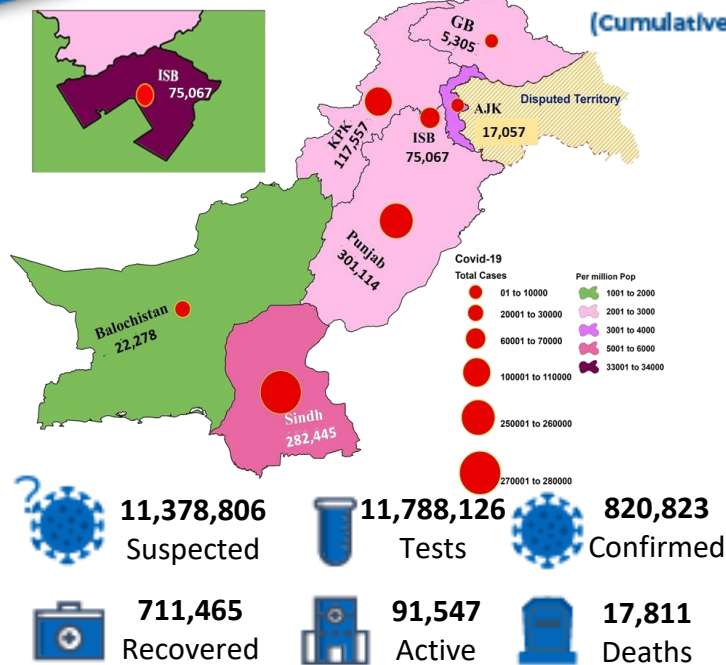


Friday, 30th April 2021
(1 year & 64 Days)

GLOBAL UPDATES (Last 24 hr)



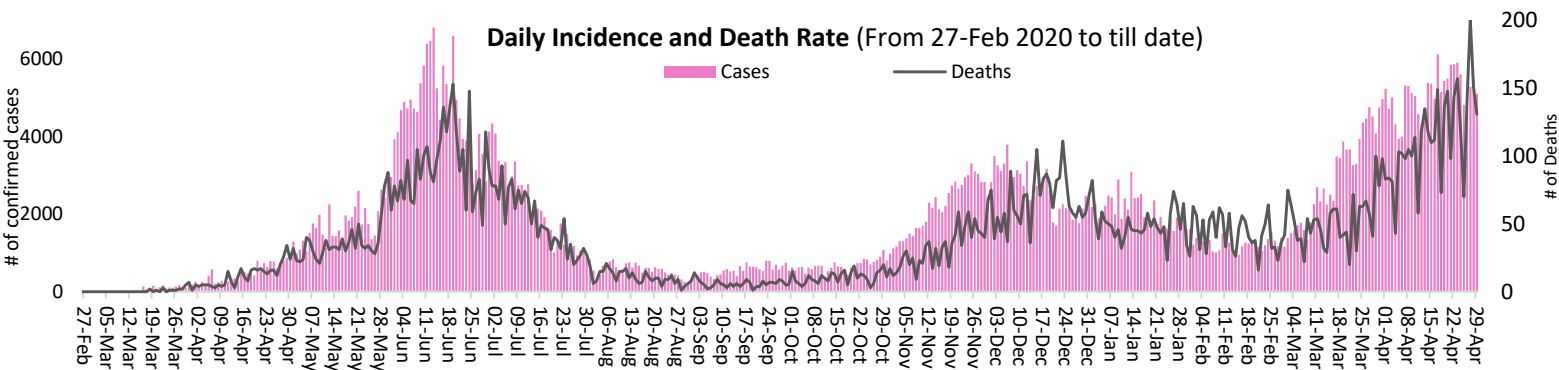
PAKISTAN COVID-19 SNAPSHOT (Cumulative)



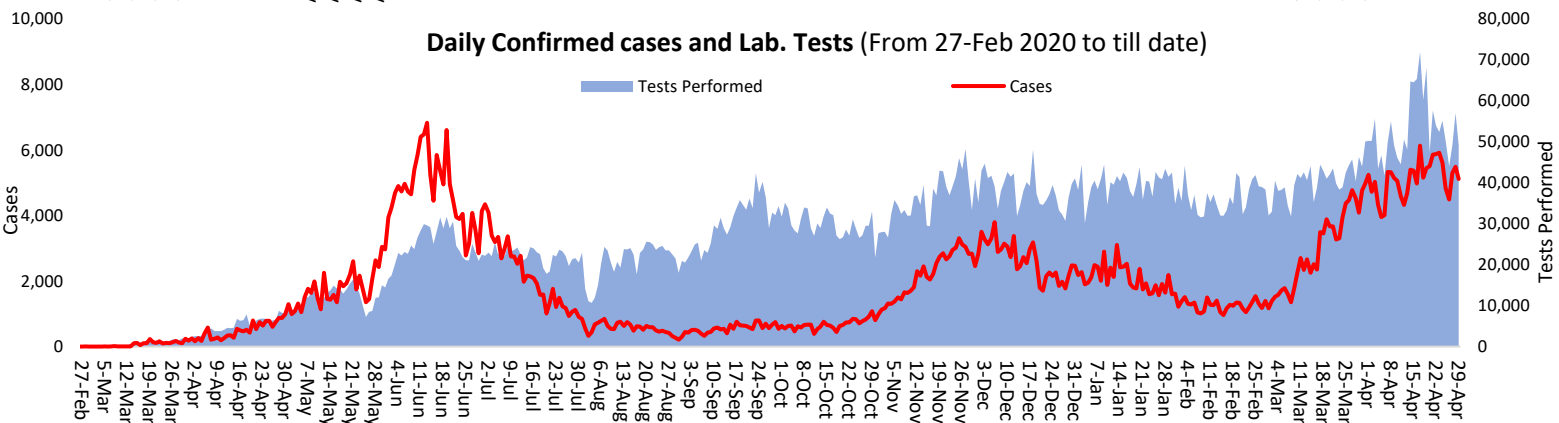
PAKISTAN SNAPSHOT (LAST 24hr)



Daily Incidence and Death Rate (From 27-Feb 2020 to till date)



Daily Confirmed cases and Lab. Tests (From 27-Feb 2020 to till date)



FUNDS

Funds Requested: 34 Million USD
Gaps: 14.98 million USD

WHO appreciates the contribution of donors (FCDO, BMGF, DFATD Canada, JICA, UNOCHA, ECHO, South Korea, Czech Republic and Germany) to support Government of Pakistan towards, COVID-19 through WHO Pakistan.

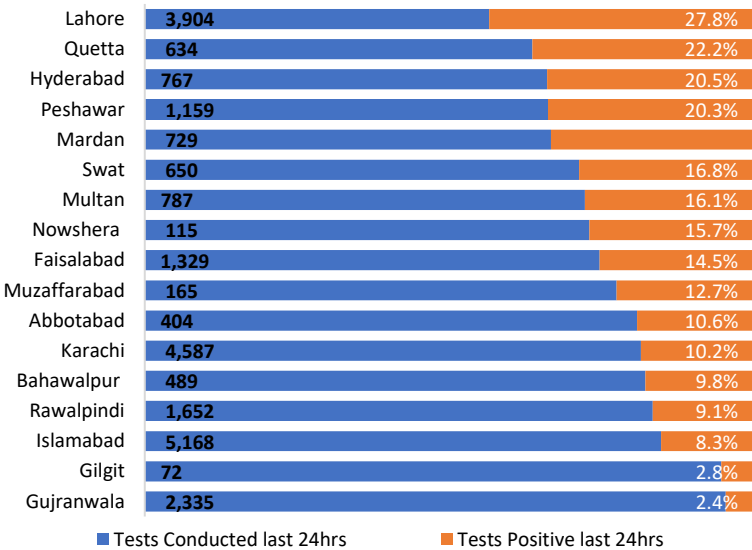
Meeting and Coordination



On the 30th April 2021, WHO Country Representative Pakistan, Dr Palitha Mahipala handed over IPC equipment worth US\$ 10,249.2 to four (04) hospitals of Khyber Pakhtunkhwa province in a ceremony at WHO country office. The purpose of the donation is to strengthen quality service delivery and patient safety in the ICU, HDU and laboratory unit of the hospitals where the equipment will be deployed. The support, as highlighted by Dr. Palitha are in line with the WHO flagship program of promoting patient safety that is most relevant in the current context of COVID-19. The equipment included: resuscitation trolleys, double lock narcotics cabinet, storage racks, apnea alarm for neonates, wrist band printer, patient assisted transfer sheet, addressograph machine, pathological laboratory barcode, waste baskets in different colors, hand washing dispenser with consumables and glucometer with strips.

Positivity Rate by Major Cities/Districts

Last 24 hrs



Summary Table (Major Cities /Districts)

Districts	Hospitalized				Home or elsewhere Isolation
	Stable	On low flow oxygen	On High flow oxygen	On Vent	
Mirpur	00	00	17	00	206
Muzaffarabad	06	12	08	01	467
Quetta	00	00	25	00	1,168
Gilgit	00	02	05	00	47
Islamabad	18	216	229	65	12,075
Abbotabad	00	86	15	00	134
Peshawar	00	64	585	62	2,012
Swat	00	58	82	02	945
Bahawalpur	00	07	06	20	972
Faisalabad	08	59	327	16	2,512
Gujranwala	00	57	40	22	19
Lahore	370	93	400	275	2,432
Multan	21	133	22	78	876
Rawalpindi	44	80	176	26	2,392
Hyderabad	00	28	35	00	2,076
Karachi	33	114	285	47	9,681

Summary Table by Province

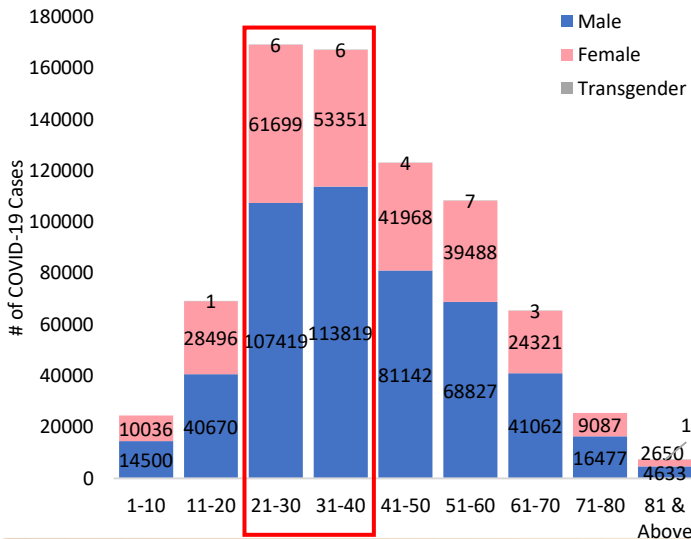
Provinces	Lab Status				Hospitalized				Home Isolation	Total Recovered	Total Deaths
	Tested		Positive		Stable	Oxygen		On Vent.			
	Last 24hrs	Total (PCR+RA)	Last 24hrs	Total		On low flow	On High flow				
AJK	759	175,864	126	17,057	15	35	48	01	2,124	14,359	475
Balochistan	894	235,743	160	22,278	00	00	25	00	1,427	20,592	234
GB	453	109,847	09	5,305	00	06	07	00	114	5,072	106
Islamabad	5,168	1,472,426	427	75,067	18	216	229	65	12,075	61,785	679
KP	8,230	1,585,285	1,034	117,557	00	637	1,033	85	10,386	102,142	3,274
Punjab	18,962	4,586,967	2,296	301,114	1,074	802	1,158	443	45,764	243,463	8,410
Sindh	14,633	3,621,994	1,060	282,445	40	166	357	47	13,150	264,052	4,633

SARI/ILI Surveillance Summary, Week-16, 2021 (245 Sentinel Sites)

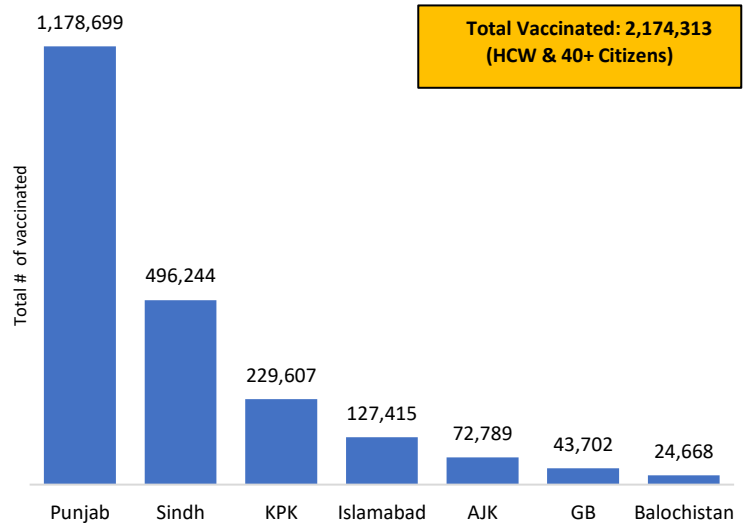
Province	SARI Cases					ILI Cases					Contact Tracing					Sentinel Sites			Bed Occupancy		
	Week-16					Week-16					Week-16					Week-16			Week-16		
	SARI Reported	Tested		Lab Positive		ILI Reported	Tested		Lab Positive		Contact Identified	Contact Lab Tested		Contact Lab Positive	Total Sentinel Sites	Sites Reported		Total Allocated Beds	Occupied Beds		
		No	%	No	%		No	%	No	%		No	%			No	%		No	%	
Islamabad	310	310	100.0	112	36.1	146	86	58.9	24	27.9	867	520	60.0	275	52.9	7	7	100.0	955	458	48.0
Punjab	1672	1655	98.9	298	18.1	3037	2324	76.5	279	9.2	4169	4169	100.0	121	2.9	50	50	100.0	5352	2117	39.5
Sindh	471	460	97.6	39	8.5	1477	676	45.8	50	7.3	3202	2648	82.7	182	6.9	65	63	96.9	7520	3746	49.8
KP	711	711	100.0	356	50.1	5391	5119	94.9	1738	33.9	5087	4445	87.4	273	6.1	30	30	100.0	1772	1282	72.3
Balochistan	363	343	94.5	58	16.9	3454	1304	37.8	49	3.8	1149	1146	99.7	46	4.1	84	78	92.9	2836	281	9.9
AJK	386	386	100.0	278	72.0	457	457	100.0	40	8.7	1340	1340	100.0	93	6.9	9	9	100.0	588	430	73.1
Total	3913	3865	98.8	1141	29.5	13,962	9966	71.4	2180	21.9	15814	14263	90.2	990	6.9	245	237	96.7	19,023	8314	43.7

COVID-19 Cases by Age & Gender and Vaccination Status

Confirmed by Age and Gender

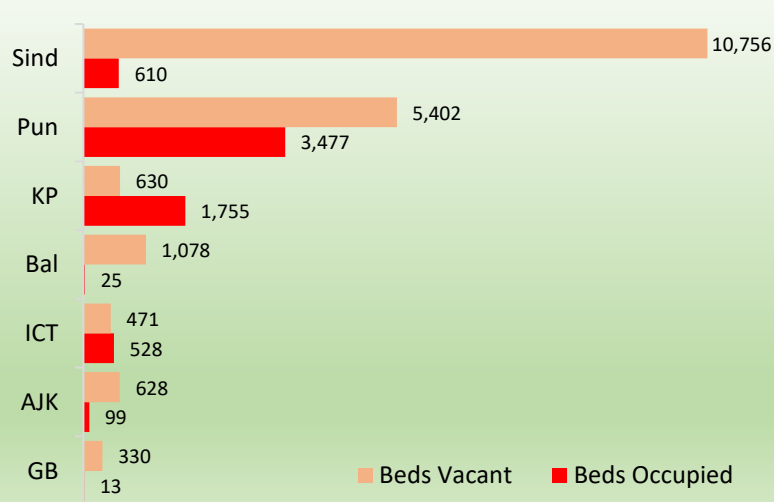


Status of Vaccination

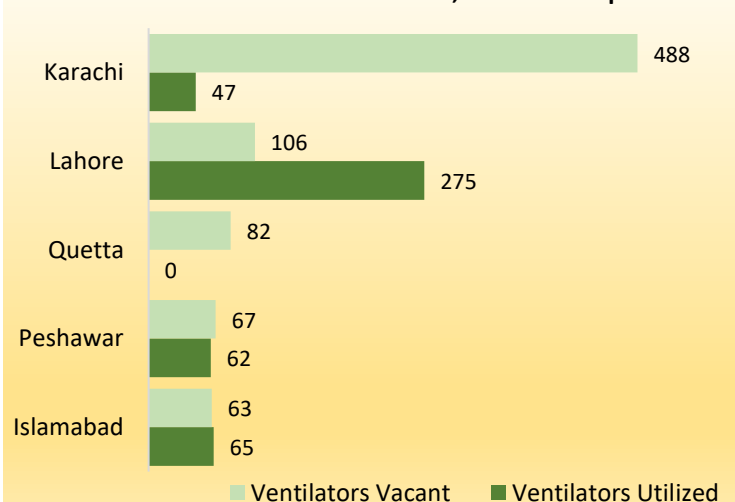


Health System Capacity

Dedicated COVID Bed Occupancy



COVID Ventilator Utilization, Provincial Capitals



Contact Details

Dr Palitha Mahipala

WHO Representative
WHO Country Office
Islamabad - Pakistan
Tel: +92 51 9255193

Dr Michael Lukwiya

Incident Manager
WHO Country Office
Islamabad - Pakistan
Tel: +92 51 9255184