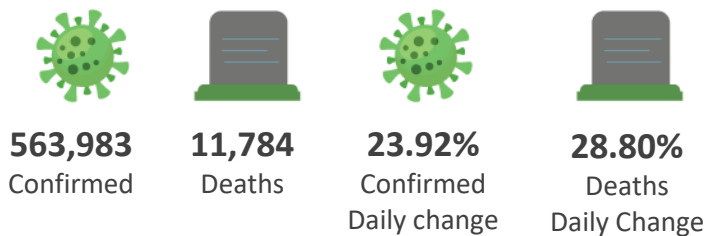





COVID-19 SITUATION REPORT

GLOBAL UPDATES (Last 24hr)

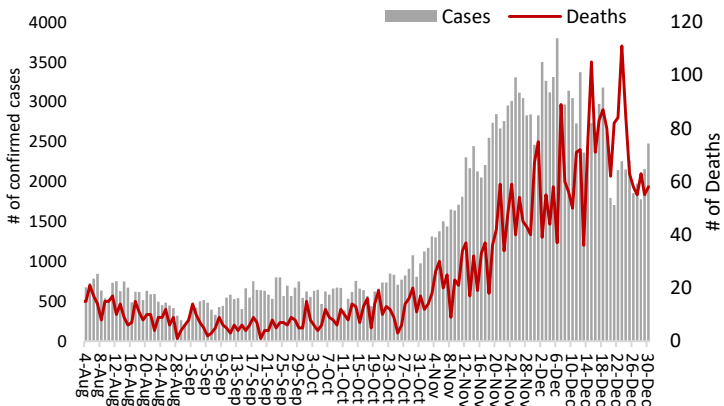


PAKISTAN UPDATES (Last 24hr)

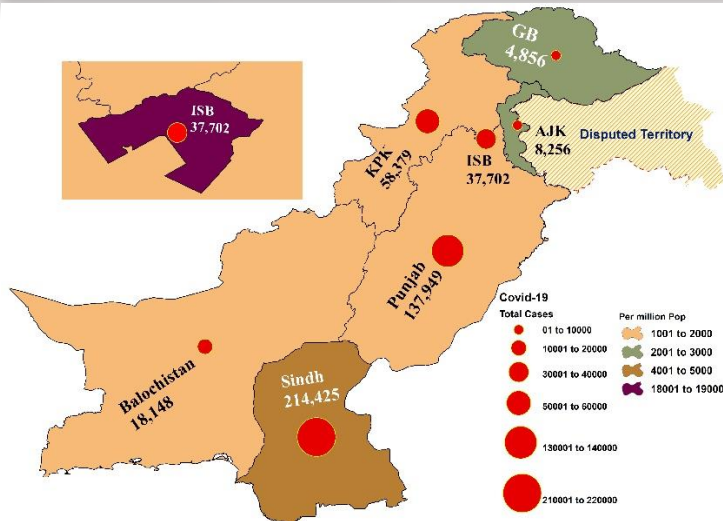


INCIDENCE & DEATHS BY DATE

04-Aug - 30-Dec 2020



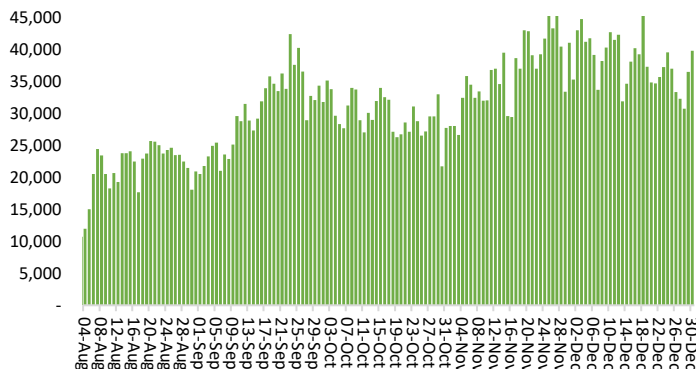
TOTAL CASES & CASES PER MILLION POP.



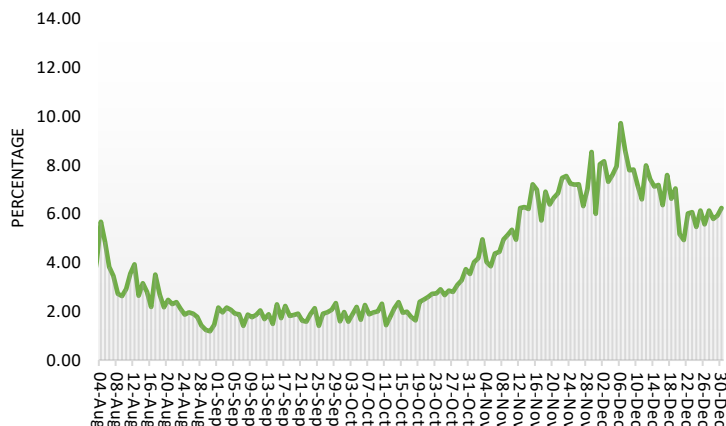
Pakistan reported **2,475** new cases of COVID-19 on **30 December 2020**. The total number of cases notified since the beginning of the outbreak is **479,715** with **10,105** deaths (**CFR: 2.11%**). Out of the total **34,509** currently active cases **2,691** cases are hospitalized.

LAB TEST (PCR + RA) CONDUCTED BY DATE

04-Aug - 30-Dec 2020



POSITIVITY RATE BY DATE



Funds

Funds Requested: 34 Million USD
Gaps: 14.98 Million USD

WHO appreciates the contribution of donors (DFID, BMGF, DFATD Canada, JICA, UNOCHA, ECHO, South Korea, Czech Republic and Germany) to support Government of Pakistan towards COVID-19 through WHO Pakistan.

MEETINGS & COORDINATION

The World Health Organization Pakistan in collaboration with Directorate of CDC and Epidemic Prevention and Control (EPC), Department of Health Punjab, conducted the third one day training for the SARI/ILI Sentinel site surveillance focal persons. The training was conducted at the Directorate of Health Services Punjab, Lahore on 23rd December 2020. A total of 16 participants from Specialized Healthcare and Medical Education Department stationed at identified Sentinel surveillance sites of high disease burden districts across Punjab were trained.

Dr Mohammad Yunis Director Headquarters Dr Asim Altaf Additional Secretary (Technical), Ms Rafia Haider Director CD & EPC department of health Punjab and Dr Jamshaid Ahmad Head of WHO sub office Punjab graced the opening session. MS Rafia Haider Director CD& EPC Punjab expressed her gratitude to WHO Pakistan for their continued support in combating the COVID-19 outbreak in the country.



POSITIVITY RATE BY MAJOR CITIES/DISTRICTS

Last 24 hrs

City/District	Tests Conducted last 24hrs	Tests Positive last 24hrs	Positivity Rate
Abbotabad	171	33	18.7%
Karachi	5,987	1,015	16.9%
Peshawar	1,197	162	13.4%
Mirpur	62	8	12.9%
Lahore	5,021	371	7.4%
Rawalpindi	1,392	83	6.6%
Swat	232	12	5.2%
Muzaffarabad	51	2	3.9%
Islamabad	4,433	133	3.3%
Quetta	351	11	2.8%
Multan	779	12	1.5%
Faisalabad	764	11	1.4%
Gilgit	87	1	1.1%
Gujranwala	399	4	1.0%

SUMMARY TABLE (MAJOR CITIES/DISTRICTS)

Districts	Hospitalized				Home or elsewhere Isolation
	Stable	On low flow oxygen	On High flow oxygen	On Vent	
Lahore	226	47	92	85	3,055
Rawalpindi	37	63	70	14	661
Faisalabad	06	11	49	02	247
Multan	07	76	26	27	258
Gujranwala	00	00	03	00	66
Karachi	70	144	393	78	14,033
Hyderabad	01	21	04	00	689
Peshawar	00	50	271	35	1,088
Swat	00	01	16	00	74
Abbottabad	00	22	11	00	168
Quetta	00	00	05	00	110
Islamabad	18	112	87	35	3,177
Muzaffarabad	00	01	02	00	51
Gilgit	06	00	06	00	00

SUMMARY TABLE BY PROVINCE

Provinces	Lab Status				Hospitalized				Home Isolation	Recovered	Deaths
	Tested		Positive		Stable	Oxygen		On Vent.			
	Last 24hrs	Total (PCR+RA)	Last 24hrs	Total		On low flow	On High flow				
AJK	460	98,675	15	8,256	04	10	21	00	383	7,617	221
Balochistan	535	160,357	30	18,148	00	00	05	00	258	17,702	183
GB	371	66,026	01	4,856	00	06	00	00	43	4,705	101
Islamabad	4,433	818,988	146	37,702	18	112	87	35	3,170	33,857	416
KP	5,913	764,059	397	58,379	00	152	369	37	2,911	53,272	1,638
Punjab	15,043	2,440,693	654	137,949	379	280	278	157	9,553	123,269	4,013
Sindh	12,940	2,347,270	1,232	214,425	84	167	412	78	15,500	194,651	3,533

Contact Details

Dr Palitha Mahipala

WHO Representative
WHO Country Office
Islamabad – Pakistan
Tel: +92 51 9255183
Email: mahipalap@who.int

Dr Michael Lukwiya

Incident Manager
WHO Country Office
Islamabad - Pakistan
Tel: +92 51 9255184
Email: lukwiyam@who.int