



SITUATION REPORT

COVID-19 PAKISTAN

Friday, 31st July 2020 (Day – 156)

Daily Updates (Last 24hrs)

20,215

Suspected Cases

20,507

Tests Conducted

903

Confirmed Cases

1,046

Recovered Cases

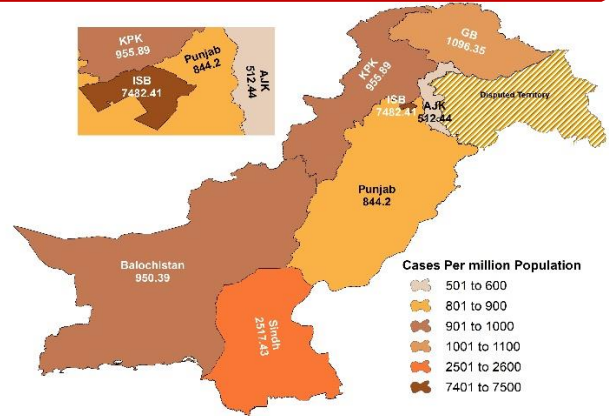
1,146

Currently Critical

27

Deaths

COVID-19 case density/million Population

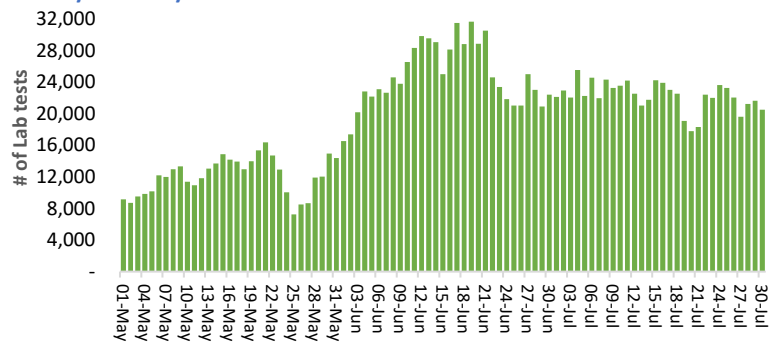


Executive Summary

Pakistan reported **903** new cases of COVID-19 on **30 July 2020**. The total number of cases notified since the beginning of the outbreak is **278,305** with **5,951** deaths (**CFR: 2.13%**). Out of the total **25,117** currently active cases, **1,771** cases are hospitalized, out of which **1,146 (64.70%)** are in critical condition. **23,406** COVID-19 positive cases are at designated isolation facilities or in-home isolation. A total of **247,177 (88.81%)** have recovered and discharged.

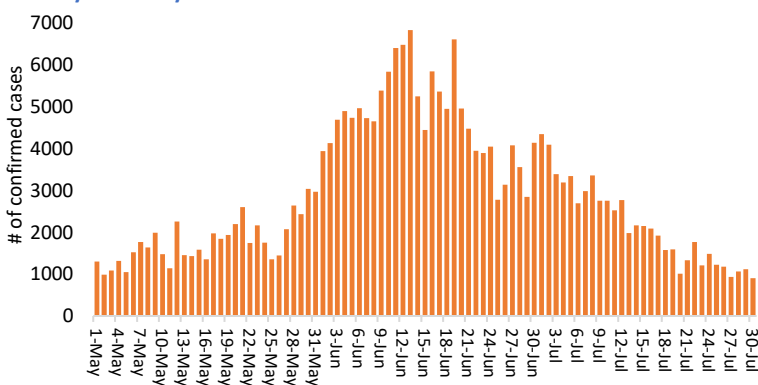
Daily Lab tests conducted in Pakistan

01 May to 30 July 2020



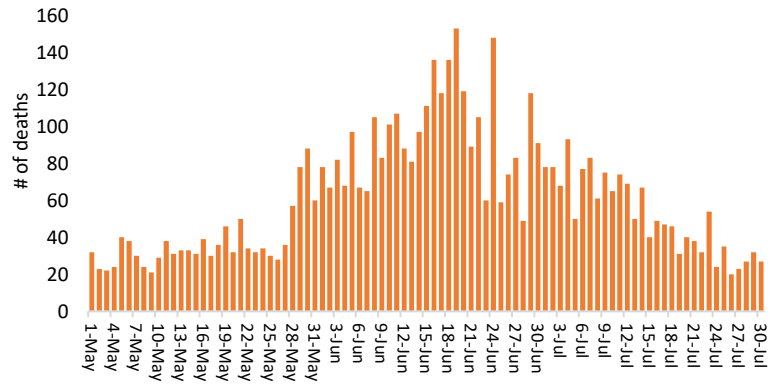
Daily incidence of COVID-19 cases in Pakistan

01 May to 30 July 2020



Daily Mortality in Pakistan

01 May to 30 July 2020



Funds

Funds Requested: 21.5 Million USD

Gaps: 14.98 Million USD

WHO appreciates the contribution of donors (DFID, BMGF, DFATD Canada, JICA, UNOCHA, South Korea, Czech Republic and Germany) to support Government of Pakistan towards COVID-19 through WHO Pakistan.

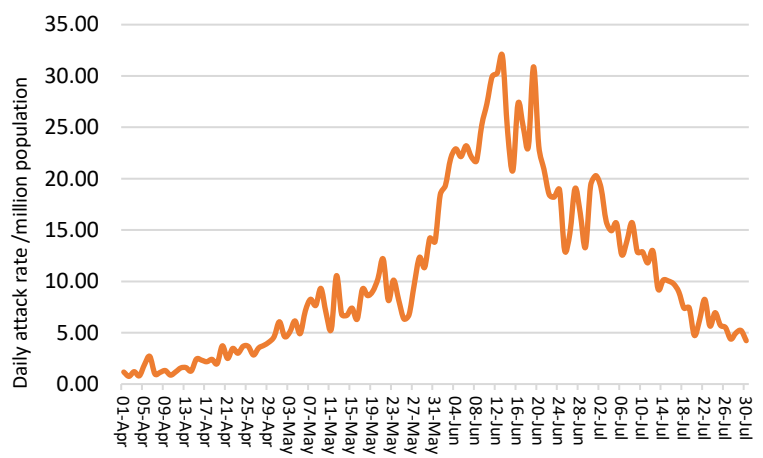
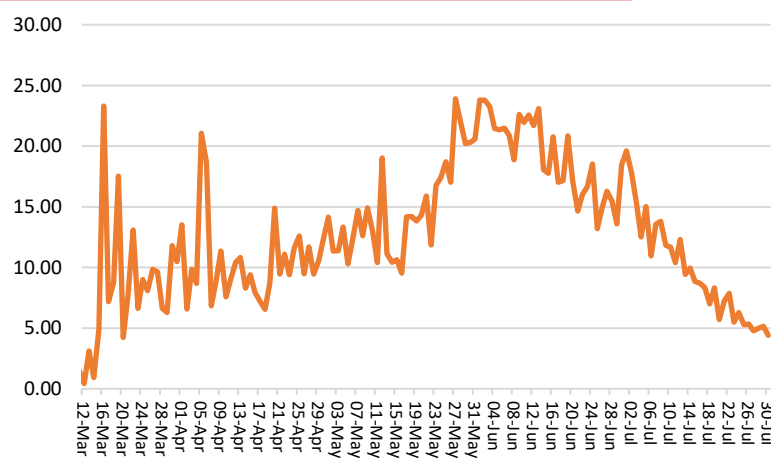
Meeting & Coordination

On 29th July 2020, the Ambassador of the Republic of Korea, Mr Kwak Sung-kyu, handed over assortment of medical supplies including PPEs to the WHO Country Representative, Pakistan Dr Palitha Mahipala at WHO country office, Islamabad.

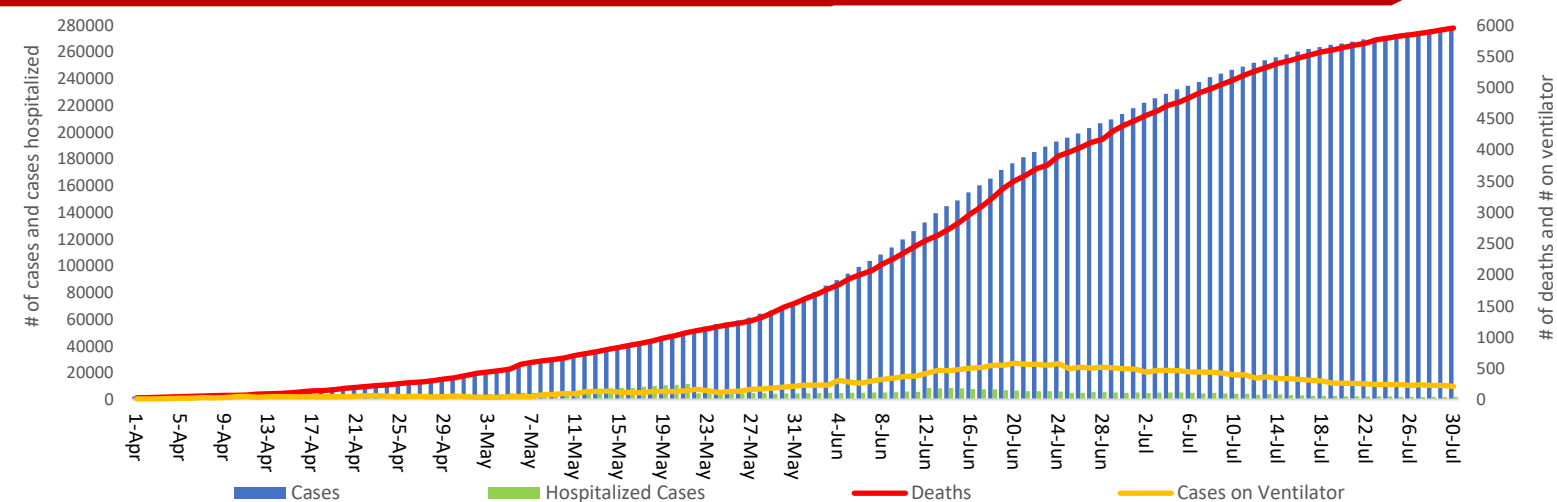
Dr Palitha was very grateful to the ambassador for the continued support the Republic of Korea is extending to Pakistan to support the ongoing response to the outbreak of COVID-19.



Daily Positivity rate in Pakistan



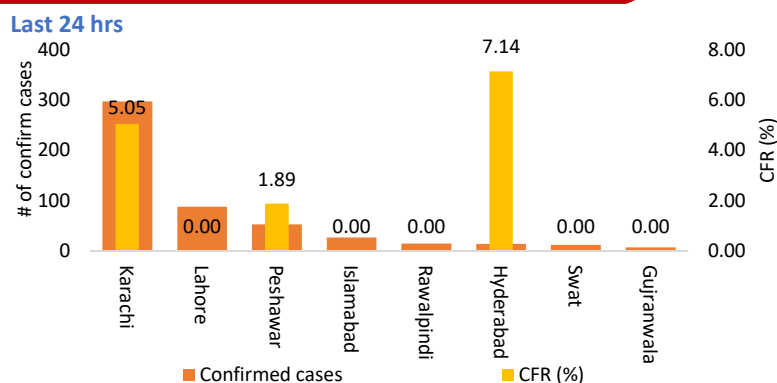
Trends of COVID-19 cases, hospitalized, on ventilator & Deaths



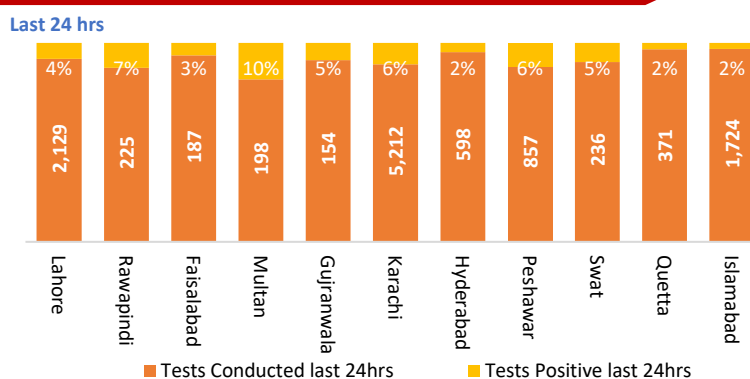
Summary table (Cumulative) as of 31st July 2020

Lab Status		Hospitalized			Home or elsewhere Isolation	Recovered	Deaths
Tested	Positive	Stable	On oxygen	On Vent.			
1,973,237	278,305	625	936	210	23,406	247,177	5,951

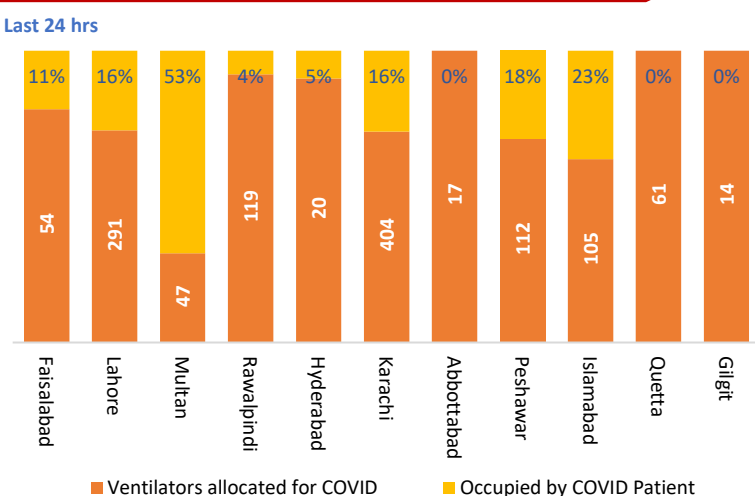
COVID-19 confirmed cases & CFR (%) by districts



COVID-19 Positivity rates in major cities/districts



Occupied COVID ventilators in major cities/districts



Summary table for major cities/district

Districts	Hospitalized				Home or elsewhere Isolation
	Stable	On low flow oxygen	On High flow oxygen	On Vent.	
Lahore	54	49	118	46	2,425
Rawalpindi	31	23	06	05	380
Faisalabad	14	04	22	06	322
Multan	03	05	00	25	402
Gujranwala	85	00	27	01	180
Karachi	75	89	213	65	3,389
Hyderabad	14	06	17	01	277
Peshawar	07	11	83	20	1,750
Swat	03	02	07	00	244
Quetta	00	01	09	00	585
Islamabad	05	26	01	24	2,299

Summary table by province as of 31st July 2020 (09:00 AM)

Provinces	Lab Status		Hospitalized				Home or elsewhere Isolation	Recovered	Deaths
	Tested	Positive	Stable	On low flow Oxygen	On High flow Oxygen	On Vent.			
AJK	26,098	2,073	21	08	00	00	351	1,639	54
Balochistan	60,781	11,732	00	01	09	00	1,470	10,116	136
G. Baltistan	15,850	2,105	63	26	01	00	243	1,719	53
Islamabad	187,008	15,014	05	26	01	24	2,299	12,494	165
KP	208,930	33,958	35	40	122	21	4,096	28,450	1,194
Punjab	726,089	92,873	400	178	192	98	7,339	82,526	2,140
Sindh	748,481	120,550	101	99	233	67	7,608	110,233	2,209

Source: Ministry of national health Services, regulations and coordination, National emergency operation center

Contact Details

Dr Palitha Mahipala
 WHO Representative
 WHO Country Office
 Islamabad – Pakistan
 Tel: +92 51 9255183
 ail: mahipalap@who.int

Dr Michael Lukwiya
 Incident Manager
 WHO Country Office
 Islamabad - Pakistan
 Tel: +92 51 9255184
 Email: lukwiyam@who.int