

Highlights of Polio Fax Bulletin No. 1060 for Week 04 2019

I. Poliovirus Transmission

1. Endemic countries (PAKISTAN & AFGHANISTAN):
 - a. Human samples: No new wild poliovirus cases reported this week. Total WPV type-1 cases in 2018 to date remains to be 33 (21 from Afghanistan and 12 from Pakistan).
 - i. Afghanistan: The total number of WPV1 cases in Afghanistan in 2018 to date remains 21 from six provinces (Hilmand-4 cases, Kandhar-9 cases, Kunar-3 cases, Nangarhar-2 cases, Uruzgan-2 cases and Nuristan-1 case). The most recent reported case has date of onset of paralysis on 6 November 2018.
 - ii. Pakistan: The total number of WPV1 cases in Pakistan in 2018 to date remains 12 from six infected districts in four provinces (Balochistan-3 cases, Khyber Pakhtunkhwa (KP)-2 cases and Khyber Pakhtunkhwa Tribal District (KPTD)-6 cases and Sindh-1 case). Date of onset of paralysis of the most recent case is 31 December 2018.
 - b. Environmental samples: 14 new positive environmental samples for WPV1 were reported this week, five from Afghanistan and nine from Pakistan.
 - i. Afghanistan: all of five new positive environmental samples reported this week, were collected in 2019. These include one from Nahr-E-Saraj district, from Hilmand province; and three from Kandahar district, from Kandahar province. The total positive environmental samples from Afghanistan in 2018 remains to date to be 83. In 2019 to date, there are 5 positive environmental samples for WPV1, with most recent positive sample collected on 6th January.
 - ii. Pakistan: all of the nine new positive environmental samples reported this week were collected in 2019. These include one from Peshawar district, from KP; one from Quetta district, from Balochistan province; three from Karachi towns, two from Gadap and one from Baldia, from Sindh province; and two each from Lahore and Rawalpindi districts, from Punjab province. The total positive environmental samples from Pakistan in 2018 to date remains to be 139. In 2019 to date, there are 12 positive environmental samples with most recent positive sample collected on 15 January 2019.

II. Outbreak response countries

1. SOMALIA: no new circulating vaccine derived poliovirus (cVDPV) type-2 or type-3 isolates from human or environmental samples this week.
 - a. In 2018 to date, Somalia has reported a total of 12 cases due to circulating vaccine derived polioviruses (cVDPVs), which include 5 due to cVDPV2, 6 due to cVDPV3 and 1 due to co-infection of cVDPV2 and cVDPV3.
 - b. cVDPV2:
 - i. The date of onset of the most recent cVDPV2 case is 2 September 2018.

- ii. In 2018 so far, cVDPV2 has been isolated from 19 sewage samples in Mogadishu and date of specimen collection of recent most positive sample is 11 October 2018. One of the 19 samples has co-infection of cVDPV2 and cVDPV3.
- c. cVDPV3:
 - i. The date of onset of the most recent cVDPV3 case is 7 September, 2018.
 - ii. In 2018 so far, cVDPV3 isolated from 12 sewage samples in Mogadishu and date of specimen collection of recent most positive sample is 23 August 2018. One of the above 12 samples has co-infection of cVDPV2 and cVDPV3.

III. Surveillance performance indicators

1. In 2018 to date 19 of 22 member states are meeting the global target of both key surveillance indicators, namely non polio AFP rate of 2 per 100,000 children aged below 15 years and percent AFP cases with adequate specimen 80% and above.
 - a. Djibouti is missing both indicators. Djibouti, did not report any AFP case since April 2017.
 - b. Morocco has a percentage of AFP cases with adequate stool specimens of 73.7%
 - c. Oman has a percentage of AFP cases with adequate stool specimens of 75%
2. Yemen has the highest number of 2017 AFP cases, which are not yet finally classified (72). Also Somalia has one pending case from 2017.

AFP SURVEILLANCE

28-Jan-19

Week 04, ending 27 January 2019

Number 1060

Table 1: Acute Flaccid Paralysis (AFP) cases by week of onset

Country	Reported AFP cases by week of onset - Week (04/19) / Ending on : 27/01/2019														
	Total AFP 2017	Total AFP 2018	Total AFP to date, 2019	W45 11 Nov 18	W46 18 Nov 18	W47 25 Nov 18	W48 02 Dec 18	W49 09 Dec 18	W50 16 Dec 18	W51 23 Dec 18	W52 30 Dec 18	W01 06 Jan 19	W02 13 Jan 19	W03 20 Jan 19	W04 27 Jan 19
Afghanistan	3094	3374	173	79	61	50	66	70	52	47	50	74	71	30	
Bahrain	18	35	1	2	0	2	1	0	1	1	0	0	1	0	
Djibouti	4	0	0	0	0	0	0	0							
Egypt	1242	1246	74	22	22	26	16	21	19	23	13	28	27	20	
Iran	820	896	24	17	17	15	23	23	20	20	19	14	7	3	
Iraq	699	1023	69	18	24	27	22	35	25	21	20	18	29	25	
Jordan ****	116	115	9	0	0	0	0	3	1	3	1	4	4	1	
Kuwait	69	73	2	2	3	2	4	2	1	4	0	1	1	0	
Lebanon ****	75	89	6	2	2	0	5	2	1	0	2	1	2	3	
Libya	88	122	7	0	1	1	2	3	2	2	2	3	3	2	
Morocco	143	213	6	3	7	4	2	8	3	4	5	5	2		
Oman	40	28	0	0	0	0	1	0	0	1	0	0	0	0	0
Pakistan	10319	12144	597	287	250	255	282	296	271	201	227	230	237	152	4
Palestine ****	43	43	0	1	0	0	1	0	1	0	0	0	0	0	
Qatar	18	10	0	0	0	0	0	0	0	0	1	0	0	0	0
Saudi Arabia	276	241	4	13	10	9	6	5	5	11	2	4	1	0	
Somalia	345	353	10	8	6	4	3	7	4	7	5	6	5	0	
Sudan	570	578	30	13	10	9	6	8	8	10	6	10	16	4	
Syria ****	362	361	16	7	8	5	10	6	7	6	11	4	9	3	1
Tunisia	67	65	1	1	0	0	1	0	0	0	0	1	0	0	
U.A.E	58	40	4	1	0	0	1	1	1	0	0	2	0	2	
Yemen	713	730	32	18	13	15	18	14	12	14	15	21	6	6	
Total EMR	19179	21779	1065	494	434	424	470	504	434	375	379	426	421	251	5

No data = No report received

Table 2: Confirmed polio cases by month of onset

Country	Total year 2017	Total year 2018	27/01		Confirmed polio cases by month of onset											
			2018	2019	February 2018	March 2018	April 2018	May 2018	June 2018	July 2018	August 2018	September 2018	October 2018	November 2018	December 2018	January 2019
Afghanistan	14	21	3	0	3	1	1	0	2	3	2	3	2	1		
Bahrain	0	0	0	0	0	0	0	0	0	0	0	0	0	0		
Djibouti	0	0	0	0	0	0	0	0	0	0	0	0	0	0		
Egypt	0	0	0	0	0	0	0	0	0	0	0	0	0	0		
Iran	0	0	0	0	0	0	0	0	0	0	0	0	0	0		
Iraq	0	0	0	0	0	0	0	0	0	0	0	0	0	0		
Jordan ****	0	0	0	0	0	0	0	0	0	0	0	0	0	0	0	
Kuwait	0	0	0	0	0	0	0	0	0	0	0	0	0	0	0	
Lebanon ****	0	0	0	0	0	0	0	0	0	0	0	0	0	0	0	
Libya	0	0	0	0	0	0	0	0	0	0	0	0	0	0		
Morocco	0	0	0	0	0	0	0	0	0	0	0	0	0	0		
Oman	0	0	0	0	0	0	0	0	0	0	0	0	0	0	0	
Pakistan	8	12	0	0	0	1	1	1	0	0	1	3	1	0	4	
Palestine ****	0	0	0	0	0	0	0	0	0	0	0	0	0	0		
Qatar	0	0	0	0	0	0	0	0	0	0	0	0	0	0		
Saudi Arabia	0	0	0	0	0	0	0	0	0	0	0	0	0	0		
Somalia	0	0	0	0	0	0	0	0	0	0	0	0	0	0		
Sudan	0	0	0	0	0	0	0	0	0	0	0	0	0	0		
Syria ****	0	0	0	0	0	0	0	0	0	0	0	0	0	0		
Tunisia	0	0	0	0	0	0	0	0	0	0	0	0	0	0	0	
U.A.E	0	0	0	0	0	0	0	0	0	0	0	0	0	0		
Yemen	0	0	0	0												
Total EMR	22	33	3	0	3	2	2	1	2	3	3	6	3	1	4	0

**** UNRWA cases are included with those of country of residence

World Health Organization – Regional Office for Eastern Mediterranean

AFP SURVEILLANCE

Week 04, ending 27 January 2019

28-Jan-19

Number 1060

Table 3: Investigation of AFP cases with paralysis onset in 2018 & 2019 up to Week (03/19) / Ending on : 20/01/2019)

COUNTRY	2018												2019												Latest line List Date
	AFP									Specimen	Wild cases ****		AFP									Specimen	Wild cases ****		
	Total AFP cases onset 2018	Case classification					Non polio AFP rate **	AFP cases pending classification > 90 days from onset of paralysis	AFP cases pending classification and lab > 90 days from onset of paralysis	% with *** adequate specimens	Wild P1 Poliovirus	Wild P3 Poliovirus	Total AFP cases onset 2019	Case classification					Annualized Non polio AFP rate **	AFP cases pending classification > 90 days from onset of paralysis	AFP cases pending classification and lab > 90 days from onset of paralysis	% with *** adequate specimens	Wild P1 Poliovirus	Wild P3 Poliovirus	
		Total Confirmed Polio Cases *	Polio Compatible	Pending Classification	Discarded (non polio AFP)	VDPV								Total Confirmed Polio Cases *	Polio Compatible	Pending Classification	Discarded (non polio AFP)	VDPV							
Afghanistan	3374	21	0	47	3306	0	16.6	13	2	93.8	21	0	173	0	0	142	31	0	11.6	0	0	97.7	0	0	24/01/2019
Bahrain	35	0	0	11	24	0	12.1	3	0	97.1	0	0	1	0	0	1	0	0	4.7	0	0	100.0	0	0	24/01/2019
Djibouti	0	0	0	0	0	0	0.0	0	0		0	0	0	0	0	0	0	0	0.0	0	0		0	0	09/12/2018
Egypt	1246	0	0	29	1216	1	3.2	9	1	93.1	0	0	74	0	0	74	0	0	2.6	0	0	56.8	0	0	23/01/2019
Iran	896	0	0	8	887	1	4.6	0	0	96.4	0	0	24	0	0	23	1	0	1.7	0	0	100.0	0	0	23/01/2019
Iraq	1023	0	0	38	985	0	6.7	10	0	89.8	0	0	69	0	0	69	0	0	6.1	0	0	98.6	0	0	25/01/2019
Jordan	115	0	0	0	115	0	4.1	0	0	100.0	0	0	9	0	0	5	4	0	4.4	0	0	100.0	0	0	24/01/2019
Kuwait	73	0	0	0	73	0	8.2	0	0	89.0	0	0	2	0	0	2	0	0	3.1	0	0	50.0	0	0	27/01/2019
Lebanon	89	0	0	4	85	0	4.8	1	0	96.6	0	0	6	0	0	6	0	0	4.4	0	0	66.7	0	0	25/01/2019
Libya	122	0	0	1	121	0	4.9	0	0	96.7	0	0	7	0	0	7	0	0	3.8	0	0	100.0	0	0	26/01/2019
Morocco	213	0	0	80	133	0	2.4	53	8	73.7	0	0	6	0	0	6	0	0	0.8	0	0	50.0	0	0	18/01/2019
Oman	28	0	0	0	28	0	3.2	0	0	75.0	0	0	0	0	0	0	0	0	0.0	0	0		0	0	27/01/2019
Pakistan	12144	12	1	298	11833	0	15.5	99	0	87.8	12	0	597	0	0	453	144	0	10.3	0	0	98.2	0	0	26/01/2019
Palestine	43	0	0	2	41	0	2.3	0	0	93.0	0	0	0	0	0	0	0	0	0.0	0	0		0	0	24/01/2019
Qatar	10	0	0	1	9	0	2.8	0	0	100.0	0	0	0	0	0	0	0	0	0.0	0	0		0	0	27/01/2019
Saudi Arabia	241	0	0	61	180	0	3.0	6	0	95.9	0	0	4	0	0	4	0	0	0.7	0	0	75.0	0	0	24/01/2019
Somalia	353	0	0	13	328	12	5.5	2	2	97.7	0	0	10	0	0	7	3	0	2.1	0	0	100.0	0	0	26/01/2019
Sudan	578	0	0	8	570	0	3.2	0	0	97.2	0	0	30	0	0	19	11	0	2.3	0	0	100.0	0	0	24/01/2019
Syria	361	0	0	12	349	0	4.7	0	0	87.5	0	0	16	0	0	15	1	0	2.8	0	0	93.8	0	0	26/01/2019
Tunisia	65	0	0	0	65	0	2.4	0	0	81.5	0	0	1	0	0	0	1	0	0.5	0	0	100.0	0	0	25/01/2019
U.A.E	40	0	0	3	37	0	3.2	0	0	97.5	0	0	4	0	0	4	0	0	4.3	0	0	100.0	0	0	24/01/2019
Yemen	730	0	0	640	90	0	5.2	500	460	91.6	0	0	32	0	0	32	0	0	3.1	0	0	93.8	0	0	26/01/2019
EMR	21779	33	1	1256	20475	14	8.7	696	473	90.2	33	0	1065	0	0	869	196	0	5.7	0	0	94.6	0	0	
2017	19179	22	3	73	19005	76	7.7	73	59	88.9	22	0													

* Confirmed polio cases refer to wild isolation from AFP cases or from contacts of negative index AFP cases

** Non-polio AFP per 100,000 children <15 years

*** Adequate here refers to two stool specimens collected at least 24 hours apart, within 14 days of paralysis onset and specimens received in the lab in Good Condition

**** AFP cases co infected with P1 and P3 are counted separately as wild isolates

World Health Organization – Regional Office for Eastern Mediterranean
AFP SURVEILLANCE
Week 04, ending 27 January 2019

28-Jan-19
Number 1060

Table 4 (a): Lab results of contacts' samples in EMR, 2018 - 2019

COUNTRY	2018						2019					
	# OF CONTACTS	LAB RESULTS					# OF CONTACTS	LAB RESULTS				
		WILD	VDPV	SL	NPEV	PENDING		WILD	VDPV	SL	NPEV	PENDING
AFG	1009	4	0	52	217	0	79	0	0	2	4	35
BAH	2	0	0	0	0	0	0	0	0	0	0	0
DJI	0	0	0	0	0	0	0	0	0	0	0	0
EGY	495	0	0	11	58	17	29	0	0	0	0	26
IRN	145	0	0	3	6	0	3	0	0	0	0	0
IRQ	799	0	0	21	91	24	53	0	0	0	0	30
JOR	0	0	0	0	0	0	0	0	0	0	0	0
KUW	0	0	0	0	0	0	0	0	0	0	0	0
LEB	218	0	0	3	16	20	0	0	0	0	0	0
LIB	1	0	0	0	0	0	0	0	0	0	0	0
MOR	148	0	0	0	9	9	4	0	0	0	0	4
OMA	71	0	0	2	16	0	0	0	0	0	0	0
PAK	4205	3	0	205	881	0	304	0	0	3	5	200
PAL	0	0	0	0	0	0	0	0	0	0	0	0
QAT	0	0	0	0	0	0	0	0	0	0	0	0
SAA	5	0	0	0	0	5	0	0	0	0	0	0
SOM	1043	0	10	49	128	28	42	0	0	0	1	30
SUD	350	0	0	2	24	88	13	0	0	0	0	13
SYR	670	0	0	8	17	0	35	0	0	0	0	25
TUN	0	0	0	0	0	0	2	0	0	0	0	0
UAE	0	0	0	0	0	0	0	0	0	0	0	0
YEM	1557	0	0	0	0	1557	93	0	0	0	0	93
EMR	10718	7	10	356	1463	1748	657	0	0	5	10	456

Table 4 (B): Most recent wild contacts in EMRO, 2018 - 2019

Year	Country	Data	
		Count of wild contacts	Date of Most Recent stool collection
2018	Afghanistan	4	07-08-18
	Pakistan	3	12-10-18
2018 Total		7	12-10-18

Table 4 (C): Number and distribution by district of -ve index AFP cases identified as wild positive by contact in EMR, 2018-2019

YEAR	COUNTRY	PROVINCE	DISTRICT	COUNT	First case	Last case
2018	AFG	NANGARHAR	PACHIERAGAM	1	17-07-18	17-07-18
		URUZGAN	SHAHID-E-HASSA	1	08-07-18	08-07-18
	PAK	FATA	BAJOUR	1	01-09-18	01-09-18
		BALUCHISTAN	DUKKI	1	15-04-18	15-04-18
2018 Total				4	15-04-18	01-09-18

Week 04, ending 27 January 2019

Table 5: Laboratory investigation of AFP cases with paralysis onset in 2018 up to Week (52/18) / Ending on : (31/12/2018)

Country	Polio laboratories (Nucleotide Sequencing performed by EGY, PAK, TUN, CDC and RIVM laboratories)	AFP cases with specimens	Preliminary virus isolation results of AFP cases						Poliovirus intratypic differentiation results #										Indicators				Latest report Date			
			Referred for ITD		NPEV only	Negative	Pending		Type 1			Type 2			Type 3			Discordant pending sequence	NPEV by PCR	Non-EV	Pending ITD	% specimens positive for NPEV*		% AFP cases with culture results within 14 days	% AFP cases with ITD results within 7 days	% AFP cases with ITD results within 45 days of onset**
			L20B+	L20B+INPEV			received < / = 14 days	received > 14 days ago	Wild	Sabin	VDPV	Wild	Sabin	VDPV	Wild	Sabin	VDPV									
Afghanistan	RRL Pakistan	3348	229	23	614	2476	6		19	171										16%	91%	100%	98%	26/01/2019		
Bahrain	NPL Oman / CDC	31			1	30														3%	100%		52%	14/01/2019		
Djibouti	NPL Kenya / CDC																							09/12/2018		
Egypt***	RRL Egypt	1219	34	6	159	1018	2		17	1							8	1		11%	96%	100%	98%	23/01/2019		
Iran	NPL Iran / CDC	797	17		22	734	24		11	1										2%	100%	100%	99%	26/01/2019		
Iraq	RRL Egypt	1029	20		127	860	5	17	11											12%	100%	100%	76%	24/01/2019		
Jordan	NPL Jordan / RRL EGYPT	115	4		9	102			3											10%	100%	100%	100%	27/01/2019		
Kuwait	RRL Kuwait / RIVM	77	2		6	68	1												2	7%	93%		97%	22/01/2019		
Lebanon	NPL Jordan / RRL EGYPT	94	2		7	81	2	2	2											9%	100%	100%	67%	27/01/2019		
Libya	RRL Tunisia / RIVM	120	3		11	106			1											9%	100%	100%	98%	26/01/2019		
Morocco	NPL Morocco / RRL Tunisia	190	2		5	177	3	3												3%	93%	0%	95%	18/01/2019		
Oman	NPL Oman / CDC	28			6	22														22%	89%		100%	14/01/2019		
Pakistan	RRL Pakistan	11838	521	58	2401	8803	47	5	10	337									12	17%	93%	99%	97%	26/01/2019		
Palestine & UNRWA		43			6	37														14%	56%		100%	24/01/2019		
Qatar	NPL Oman / CDC	9			1	8														11%	88%		100%	14/01/2019		
Saudi Arabia	NPL Saudi Arabia / CDC	250	2		8	234	6													2%	93%	100%	100%	27/01/2019		
Somalia	NPL Kenya / CDC	353	39	2	35	266	1	10	17			5	6 #							11%	14%		100%	26/01/2019		
Sudan	NPL Sudan / RRL Egypt	583	9		60	510	2	2	5										2	11%	96%	100%	88%	27/01/2019		
Syria	NPL Syria / RRL Egypt	360	8		14	338			3											4%	100%	100%	67%	27/01/2019		
Tunisia	RRL Tunisia	71			2	68	1													2%	99%		97%	26/01/2019		
U.A.E	NPL Oman / CDC	41			4	36	1													9%	90%		85%	14/01/2019		
Yemen	NPL Kenya / CDC																							26/01/2019		
Total EMR 2018		20596	892	89	3498	15974	68	72	29	578	2	5	6	618	7	1	22	1	5	14%	92%	99%	97%			
Total EMR 2017		13527	558	50	2219	10038	608	55	15	369	1	4	4	394	3	1	12	1	1	15%	89%	99%	97%			

* Specimens from all sources including non-AFP cases, excluding environmental samples

** This indicator reflects surveillance and laboratory activities

* In 2017, 41 cVDPV2 were isolated from Syria by other Global Polio Laboratories Network (GPLN)

Syria reported a total of 74 cVDPV2 cases in 2017 out of which 8 were identified by positive contacts

Somalia in 2018 so far has a total of 12 cVDPV cases (5 cVDPV2, 6 cVDPV3 & 1 coinfection cVDPV2/cVDPV3)

Table 6: Environmental isolate by year and type

Country	Status	2015	2016	2017	2018	2019
AFG	NEGATIVE	129	183	274	253	1
	PENDING					2
	WILD	20	2	42	83	5
AFG Total		149	185	316	336	8
EGY	NEGATIVE	495	528	522	539	13
	PENDING				1	22
	VDPV2	3	1			
EGY Total		498	529	522	540	35
IRN	NEGATIVE			6	54	2
	PENDING					2
IRN Total				6	54	4
JOR	NEGATIVE		2	32	19	
	PENDING					17
JOR Total			2	32	36	
LEB	NEGATIVE		4	27	11	
	PENDING					34
LEB Total			4	27	45	
PAK	NEGATIVE	347	462	523	533	10
	PENDING					1
	WILD	79	59	105	139	12
	WILD & VDPV2	5	3	1		
	VDPV2	8	5	4		
PAK Total		439	529	633	673	44
SOM	NEGATIVE			34	179	3
	PENDING					2
	VDPV2			2	20	
	VDPV3					12
SOM Total				36	213	8
SYR	NEGATIVE			4	97	3
	PENDING					5
SYR Total				4	102	7
Grand Total		1086	1249	1576	1999	106

Table 7: Environmental Wild/VDPV isolate by site

Country	COUNTRY	Status	PROVINCE	DISTRICT	Count	First date	Last date	
2018	AFG	WILD	HILMAND	LASHKARGAH	12	8/Jan	26/Dec	
			HIRAT	HERAT	1	25/Jun	25/Jun	
			KABUL	KABUL	3	26/Feb	26/Jun	
			KANDAHAR	KANDAHAR	42	8/Jan	26/Dec	
			KHOST	MATUN	1	25/Sep	25/Sep	
			KUNAR	ASADABAD	2	24/Apr	25/Sep	
			NANGARHAR	BEHSUD	3	28/Jan	25/Oct	
				JALALABAD	19	27/Jan	26/Dec	
			AFG Total				83	8/Jan
	PAK	WILD	BALOCHISTAN	KABDULLAH	2	1/Dec	15/Dec	
				LORALAI	2	17/Mar	17/Aug	
				PISHIN	1	2/Dec	2/Dec	
				QUETTA	13	13/Feb	20/Dec	
				KABDULAH	6	1/Jan	15/Nov	
				ISLAMABAD	CDA	7	10/Jan	10/Nov
				PUNJAB	LAHORE	12	11/Jun	18/Dec
					RAWALPINDI	15	10/Jan	14/Dec
					DGKHAN	2	12/Feb	12/Sep
					SINDH	HYDERABAD	1	9/Feb
				JACOBABAD	3	12/Feb	12/Sep	
				KAMBAR	3	7/Apr	9/Jul	
				KHIBALDIA	2	1/Aug	4/Sep	
				KHIGADAP	15	15/Feb	11/Dec	
				KHIKORANGI	1	14/Dec	14/Dec	
				KHILANDHI	3	10/Jan	30/Jul	
				KHISITE	2	1/Jan	3/Sep	
				SUKKUR	2	8/Feb	9/Nov	
KHILIAQAT				2	7/Mar	7/Nov		
KHISADDAR				1	10/Sep	10/Sep		
KHIMALIR	1	13/Sep	13/Sep					
FATA	BAJOUR	5	19/May	25/Oct				
	WAZIR-5	2	26/Nov	27/Dec				
	BANNU	4	31/Mar	27/Dec				
	KOHAT	5	5/Jan	27/Sep				
MARDAN	2	15/Oct	15/Nov					
NOWSHERA	2	18/Sep	18/Oct					
PESHAWAR	23	10/Jan	26/Dec					
PAK Total				139	1/Jan	27/Dec		
SOM	VDPV2	BANADIR	HAMAR WEYN	11	4/Jan	20/Sep		
			HODAN	2	22/Feb	4/Oct		
			WABERI	7	1/Mar	11/Oct		
			VDPV3	BANADIR	HAMAR WEYN	6	11/Feb	5/Apr
			HODAN		1	1/Feb	1/Feb	
WABERI	5	8/Mar	23/Aug					
SOM Total				32	4/Jan	11/Oct		
2018 Total				254	1/Jan	27/Dec		
2019	AFG	WILD	HILMAND	NAHR-E-SARAJ	1	6/Jan	6/Jan	
			KANDAHAR	KANDAHAR	4	6/Jan	6/Jan	
	AFG Total				5	6/Jan	6/Jan	
	PAK	WILD	BALOCHISTAN	KABDULLAH	1	1/Jan	1/Jan	
				QUETTA	1	12/Jan	12/Jan	
				KHYBER PAKHTUNKHWA	PESHAWAR	1	11/Jan	11/Jan
				PUNJAB	LAHORE	2	9/Jan	12/Jan
				RAWALPINDI	2	10/Jan	10/Jan	
				SINDH	KHIBALDIA	1	2/Jan	2/Jan
				KHIGADAP	2	9/Jan	15/Jan	
				KHISITE	1	3/Jan	3/Jan	
				KHISADDAR	1	7/Jan	7/Jan	
PAK Total							12	1/Jan
2019 Total				17	1/Jan	15/Jan		

Figure 1: Non Polio AFP Rate and Wild Virus in EMR 01/01/2018 - 31/12/2018

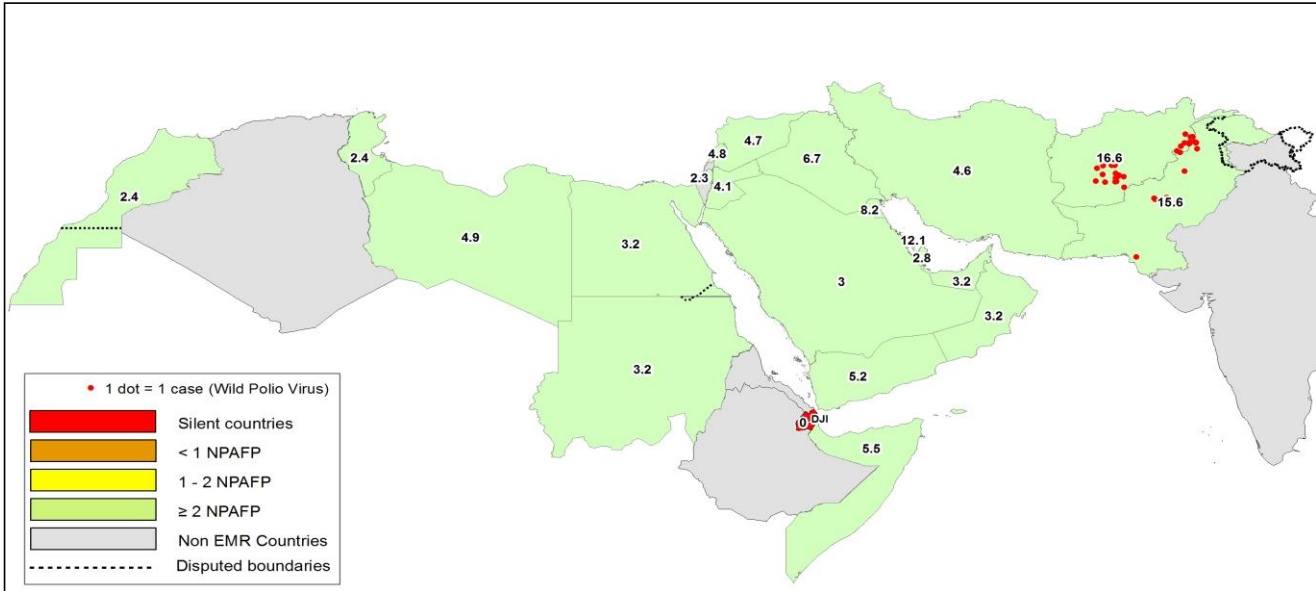


Figure 2: Percent of AFP cases with Adequate Samples & Compatible Cases in EMR 01/01/2018 - 31/12/2018

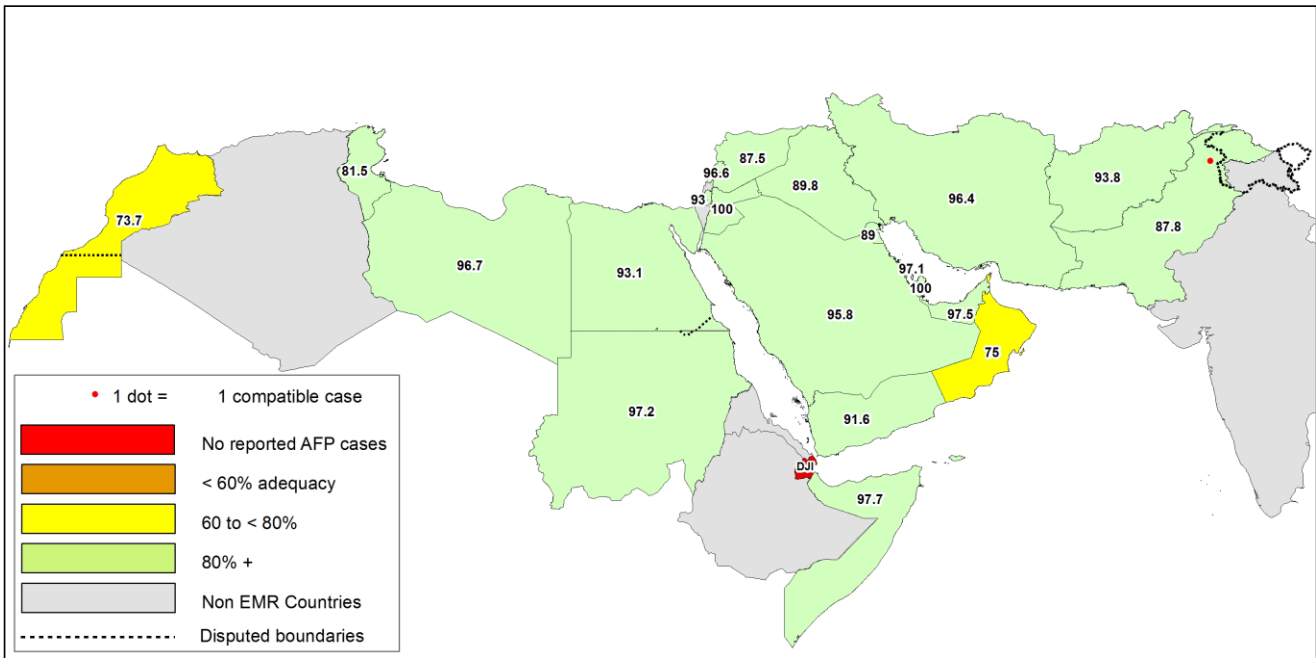


Table 8: Wild polio cases by country and date of onset of paralysis in EMR, 2018 - 2019

Year	COUNTRY	Count	First Case	Last Case
2018	AFG	21	01-01-18	06-11-18
	PAK	12	08-03-18	31-12-18
2018 Total		33	01-01-18	31-12-18

Last reported wild Polio P3 from Pakistan with date of onset 18/04/2012

Figure 3: Non Polio AFP rate by Province in Afghanistan & by District in Pakistan 01/01/2018 - 31/12/2018

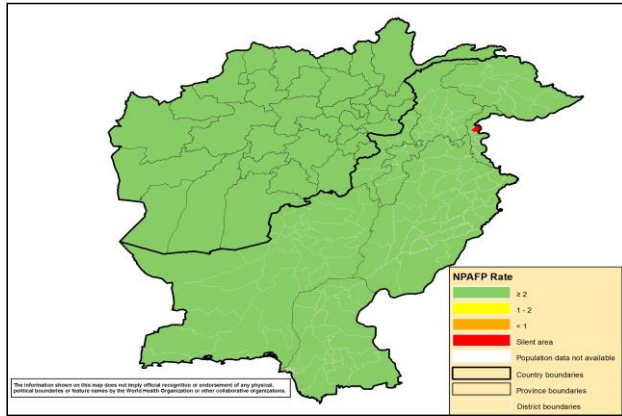


Figure 4: Percent of AFP cases with Adequate Samples in Afghanistan by Province & Pakistan by District 01/01/2018 - 31/12/2018

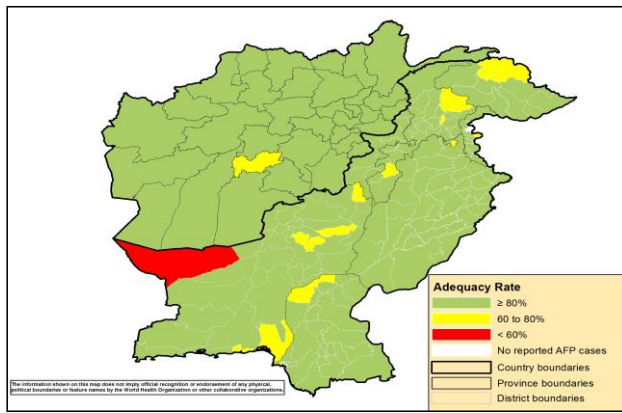
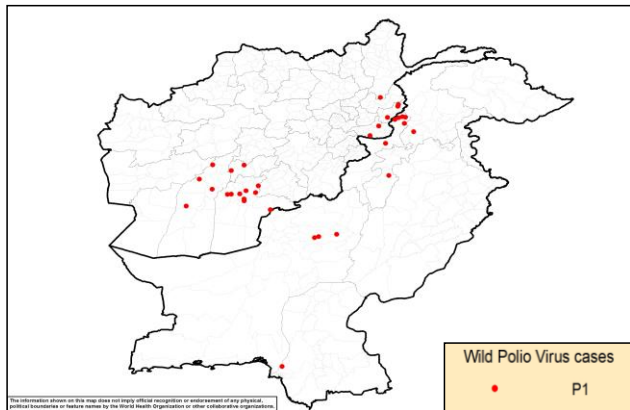


Figure 5: Wild Virus Cases by Type & District in Afghanistan & Pakistan 01/01/2018 - 31/12/2018



World Health Organization – Regional Office for Eastern Mediterranean
AFP SURVEILLANCE
Week 04, ending 27 January 2019

28-Jan-19
Number 1060

Table 9: Wild Polio cases by district and date of onset of paralysis, Afghanistan 2018-2019

ONSETYR	PROVINCE	DISTRICT	Count	First case	Last case
2018	HILMAND	NAWZAD	3	1-Sep-18	6-Nov-18
		NAD-E-ALI	1	1-Jun-18	1-Jun-18
	URUZGAN	SHAHID-E-HASSAS	2	8-Jul-18	9-Oct-18
	NURISTAN	PORUNS	1	26-Sep-18	26-Sep-18
	KANDAHAR	MAYWAND	1	24-Sep-18	24-Sep-18
		KANDAHAR	2	11-Aug-18	27-Aug-18
		ARGHANDAB (K)	1	17-Jul-18	17-Jul-18
		SHAHWALIKOT	3	5-Jan-18	27-Apr-18
		KHAKREZ	1	25-Feb-18	25-Feb-18
		SPINBOLDAK	1	6-Jan-18	6-Jan-18
		NANGARHAR	PACHIERAGAM	1	17-Jul-18
	KAMA		1	1-Jan-18	1-Jan-18
	KUNAR	CHAWKAY	1	22-Jun-18	22-Jun-18
		GHAZIABAD	2	14-Feb-18	3-Mar-18
	2018 Total			21	1-Jan-18

Table 10: Wild Polio cases by district and date of onset of paralysis, Pakistan 2018-2019

ONSETYR	PROVINCE	DISTRICT	Count	First case	Last case
2018	FATA	BAJOUR	5	1-Sep-18	31-Dec-18
		KHYBER	1	25-Sep-18	25-Sep-18
	KHYBER PAKHTOON	LAKKIMRWT	1	16-Dec-18	16-Dec-18
		CHARSADA	1	1-Aug-18	1-Aug-18
	SINDH	KHIGADAP	1	22-Sep-18	22-Sep-18
	BALUCHISTAN	DUKKI	3	8-Mar-18	18-May-18
2018 Total			12	8-Mar-18	31-Dec-18

Table 11: Circulating VDPV cases and date of onset of paralysis in EMR countries by districts 2018-2019

Year	COUNTRY	PROVINCE	DISTRICT	cVDPV2			cVDPV3		
				Count	First Case	Last Case	Count	First Case	Last Case
2018	SOM	LOWER JUBA	Jamaame West	1	02-Sep-18	02-Sep-18			
			KISMAYO	2	29-Jul-18	30-Jul-18	2	24-Jul-18	27-Jul-18
		MIDDLE SHABELLE	RUNINGOD				1	07-Sep-18	07-Sep-18
			MAHADAY				1	29-Jun-18	29-Jun-18
			WARSHEIKH				2	16-May-18	23-May-18
		BANADIR	DANYILE	1	10-Jul-18	10-Jul-18			
HIRAN	BULO BURTI	1	11-May-18	11-May-18	1	11-May-18	11-May-18		
	GEDO	DOLO	1	26-May-18	26-May-18				
SOM Total				6	11-May-18	2-Sep-18	7	11-May-18	7-Sep-18
2018 Total				6	11-May-18	2-Sep-18	7	11-May-18	7-Sep-18

Somalia in 2018 so far has a total of 12 cVDPV cases (5 cVDPV2, 6 cVDPV3 & 1 coinfection cVDPV2/cVDPV3)

Figure 6: Somalia cVDPV cases by type and district 01/01/2018 - 27/01/2019

