

Highlights of Polio Fax Bulletin No. 1063 for Week 07 2019

I. Poliovirus Transmission

1. Endemic countries (PAKISTAN & AFGHANISTAN):

a. Human samples: Three new wild poliovirus type-1 (WPV1) cases reported this week one from Afghanistan and two from Pakistan. Total WPV1 cases in 2019 to date are 6 (2 from Afghanistan and 4 from Pakistan).

i. Afghanistan: The new WPV1 case was reported this week from Ghorak district, Kandahar province, with date of onset 12 January 2019. The case is a 60-month old male child who received zero routine OPV doses and 2 OPV doses from supplementary immunization activities (SIAs) per recall. In 2019 to date two cases are reported, both from Kandahar province. The most recent reported case has date of onset of paralysis on 12 January 2019.

- The total number of WPV1 cases in Afghanistan in 2018 to date remains 21 from six provinces (Hilmand-4 cases, Kandhar-9 cases, Kunar-3 cases, Nangarhar-2 cases, Uruzgan-2 cases and Nuristan-1 case).

ii. Pakistan: Two new WPV1 cases in 2019 were reported this week from Lahore district, Punjab province and Hangu district of Khyber Pakhtunkhwa (KP) province. Both cases have date of onset of paralysis on 20 January 2019. The case is an 8-month old male child who received zero routine OPV doses and 4 OPV doses from SIAs. The other reported WPV1 case is from Hangu district, KP province, with date of onset of paralysis 20 January 2019. The case is a 3-month old female child who received one routine OPV dose and 2 OPV doses from SIAs. In 2019 to date, four cases are reported, two from KP, one from KP Tribal District (KPTD) and one from Punjab. The most recent reported case has date of onset of paralysis on 20 January 2019.

- The total number of WPV1 cases in Pakistan in 2018 to date remains 12 from six infected districts in four provinces (Balochistan-3 cases, Khyber Pakhtunkhwa (KP)-2 cases and KPTD-6 cases and Sindh-1 case).

b. Environmental samples: 8 new positive environmental samples for WPV1 were reported this week, 4 from Afghanistan and 4 from Pakistan.

i. Afghanistan: Four new positive environmental samples reported this week include one from Jalalabad (Nangarhar); and three from Kandahar (Kandahar). In 2019 to date, there are 9 positive environmental samples with most recent positive sample collected on 26 January 2019.

- The total positive environmental samples from Afghanistan in 2018 to date remains to be 83.

- ii. Pakistan: Four new positive environmental samples reported this week. These include one from Bannu district (KP); one from the newly infected district Kurram (KPTD); and two from Sindh province, one each from Hyderabad and Jacobabad districts. In 2019 to date, there are 27 positive environmental samples with most recent positive sample collected on 28 January 2019.
 - The total positive environmental samples from Pakistan in 2018 to date remains to be 139.

II. Outbreak response countries

1. SOMALIA: no new circulating vaccine derived poliovirus (cVDPV) type-2 or type-3 isolates from human or environmental samples this week.
 - a. In 2018 to date, Somalia has reported a total of 12 cases due to circulating vaccine derived polioviruses (cVDPVs), which include 5 due to cVDPV2, 6 due to cVDPV3 and 1 due to co-infection of cVDPV2 and cVDPV3.
 - b. cVDPV2:
 - i. The date of onset of the most recent cVDPV2 case is 2 September 2018.
 - ii. In 2018 so far, cVDPV2 has been isolated from 19 sewage samples in Mogadishu and date of specimen collection of recent most positive sample is 11 October 2018. One of the 19 samples has co-infection of cVDPV2 and cVDPV3.
 - c. cVDPV3:
 - i. The date of onset of the most recent cVDPV3 case is 7 September, 2018.
 - ii. In 2018 so far, cVDPV3 isolated from 12 sewage samples in Mogadishu and date of specimen collection of recent most positive sample is 23 August 2018. One of the above 12 samples has co-infection of cVDPV2 and cVDPV3.

III. Surveillance performance indicators

1. In 2018 to date 20 of 22 member states are meeting the global target of both key surveillance indicators, namely non polio AFP rate of 2 per 100,000 children aged below 15 years and percent AFP cases with adequate specimen 80% and above.
 - a. Djibouti is missing both indicators. Djibouti, did not report any AFP case since April 2017.
 - b. Morocco has a percentage of AFP cases with adequate stool specimens of 73.7%
2. Yemen has 72 AFP cases which are not yet finally classified in 2017.

World Health Organization – Regional Office for Eastern Mediterranean

AFP SURVEILLANCE

18-Feb-19

Week 07, ending 17 February 2019

Number 1063

Table 1: Acute Flaccid Paralysis (AFP) cases by week of onset

Country	Reported AFP cases by week of onset - Week (07/19) / Ending on : 17/02/2019														
	Total AFP 2017	Total AFP 2018	Total AFP to date, 2019	W48 02 Dec 18	W49 09 Dec 18	W50 16 Dec 18	W51 23 Dec 18	W52 30 Dec 18	W01 06 Jan 19	W02 13 Jan 19	W03 20 Jan 19	W04 27 Jan 19	W05 03 Feb 19	W06 10 Feb 19	W07 17 Feb 19
Afghanistan	3094	3376	431	66	70	53	47	51	77	77	80	75	66	54	4
Bahrain	18	35	2	1	0	1	1	0	0	1	0	1	0	0	0
Djibouti	4	0	0	0	0										
Egypt	1242	1246	144	16	21	19	23	13	28	27	30	25	22	13	
Iran	820	897	94	23	23	19	21	20	17	20	19	27	9	2	
Iraq	699	1023	147	22	35	25	20	21	18	31	48	26	15	12	
Jordan ****	116	115	20	0	3	1	3	1	4	4	1	5	4	2	
Kuwait	69	72	6	3	2	1	4	0	1	1	1	2	1	0	0
Lebanon ****	75	89	10	5	2	1	0	2	1	3	3	0	2	1	
Libya	88	122	10	2	3	2	2	2	3	3	2	2	1		
Morocco	143	213	6	2	8	3	4	5	5	2					
Oman	40	28	1	1	0	0	1	0	0	0	0	1	0	0	0
Pakistan	10319	12208	1328	281	298	279	213	247	271	275	337	241	183	50	1
Palestine ****	43	43	3	1	0	1	0	0	0	0	1	1	1	0	0
Qatar	18	10	0	0	0	0	0	1	0	0	0	0	0	0	0
Saudi Arabia	276	241	24	6	5	5	11	2	5	7	3	6	4	0	
Somalia	345	353	24	3	7	4	7	5	6	5	3	8	3	0	0
Sudan	570	578	50	6	8	8	10	6	10	19	10	8	3		
Syria ****	362	362	46	10	6	8	6	11	5	11	5	8	8	10	0
Tunisia	67	68	3	1	0	2	0	0	3	0	1	0	0	0	
U.A.E	58	40	6	1	1	1	0	0	2	0	2	1	1	0	
Yemen	713	730	86	18	13	12	14	15	21	7	14	19	17	9	
Total EMR	19179	21849	2441	468	505	445	387	402	477	493	560	456	340	153	5

No data = No report received

Table 2: Confirmed polio cases by month of onset

Country	Total year 2017	Total year 2018	17/02		Confirmed polio cases by month of onset											
			2018	2019	March 2018	April 2018	May 2018	June 2018	July 2018	August 2018	September 2018	October 2018	November 2018	December 2018	January 2019	February 2019
Afghanistan	14	21	4	2	1	1	0	2	3	2	3	2	1	0	2	
Bahrain	0	0	0	0	0	0	0	0	0	0	0	0	0	0	0	
Djibouti	0	0	0	0	0	0	0	0	0	0	0	0	0			
Egypt	0	0	0	0	0	0	0	0	0	0	0	0	0			
Iran	0	0	0	0	0	0	0	0	0	0	0	0	0			
Iraq	0	0	0	0	0	0	0	0	0	0	0	0	0			
Jordan ****	0	0	0	0	0	0	0	0	0	0	0	0	0			
Kuwait	0	0	0	0	0	0	0	0	0	0	0	0	0			
Lebanon ****	0	0	0	0	0	0	0	0	0	0	0	0	0			
Libya	0	0	0	0	0	0	0	0	0	0	0	0	0			
Morocco	0	0	0	0	0	0	0	0	0	0						
Oman	0	0	0	0	0	0	0	0	0	0	0	0	0	0	0	
Pakistan	8	12	0	4	1	1	1	0	0	1	3	1	0	4	4	
Palestine ****	0	0	0	0	0	0	0	0	0	0	0	0	0	0		
Qatar	0	0	0	0	0	0	0	0	0	0	0	0	0	0	0	
Saudi Arabia	0	0	0	0	0	0	0	0	0	0	0	0	0	0		
Somalia	0	0	0	0	0	0	0	0	0	0	0	0	0	0		
Sudan	0	0	0	0	0	0	0	0	0	0	0	0	0	0		
Syria ****	0	0	0	0	0	0	0	0	0	0	0	0	0	0		
Tunisia	0	0	0	0	0	0	0	0	0	0	0	0	0	0	0	
U.A.E	0	0	0	0	0	0	0	0	0	0	0	0	0			
Yemen	0	0	0	0												
Total EMR	22	33	4	6	2	2	1	2	3	3	6	3	1	4	6	0

**** UNRWA cases are included with those of country of residence

AFP SURVEILLANCE

18-Feb-19

Week 07, ending 17 February 2019

Number 1063

Table 3: Investigation of AFP cases with paralysis onset in 2018 & 2019 up to Week (07/19) / Ending on : 17/02/2019)

COUNTRY	2018											2019											Latest line List Date		
	AFP									Specimen	Wild cases ****		AFP									Specimen		Wild cases ****	
	Total AFP cases onset 2018	Case classification					Non polio AFP rate **	AFP cases pending classification > 90 days from onset of paralysis	AFP cases pending classification and lab > 90 days from onset of paralysis		% with *** adequate specimens	Wild P1 Poliovirus	Wild P3 Poliovirus	Total AFP cases onset 2019	Case classification					Annualized Non polio AFP rate **	AFP cases pending classification > 90 days from onset of paralysis			AFP cases pending classification and lab > 90 days from onset of paralysis	% with *** adequate specimens
		Total Confirmed Polio Cases *	Polio Compatible	Pending Classification	Discarded (non polio AFP)	VDPV				Total Confirmed Polio Cases *					Polio Compatible	Pending Classification	Discarded (non polio AFP)	VDPV							
Afghanistan	3376	21	0	43	3312	0	16.6	19	3	93.7	21	0	431	2	0	171	258	0	16.1	0	0	97.0	2	0	07-02-2019
Bahrain	35	0	0	11	24	0	12.1	6	0	97.1	0	0	2	0	0	2	0	0	5.2	0	0	100.0	0	0	10-02-2019
Djibouti	0	0	0	0	0	0	0.0	0	0		0	0	0	0	0	0	0	0	0.0	0	0		0	0	09-12-2018
Egypt	1246	0	0	10	1235	1	3.2	4	0	93.1	0	0	144	0	0	83	61	0	2.8	0	0	80.6	0	0	07-02-2019
Iran	897	0	0	0	895	2	4.6	0	0	97.0	0	0	94	0	0	30	64	0	3.7	0	0	96.8	0	0	03-02-2019
Iraq	1023	0	0	29	994	0	6.7	13	0	89.8	0	0	147	0	0	48	99	0	7.3	0	0	98.0	0	0	08-02-2019
Jordan	115	0	0	0	115	0	4.1	0	0	100.0	0	0	20	0	0	5	15	0	5.4	0	0	100.0	0	0	07-02-2019
Kuwait	72	0	0	0	72	0	8.1	0	0	90.3	0	0	6	0	0	4	2	0	5.1	0	0	66.7	0	0	09-02-2019
Lebanon	89	0	0	2	87	0	4.8	2	0	96.6	0	0	10	0	0	10	0	0	4.1	0	0	70.0	0	0	08-02-2019
Libya	122	0	0	1	121	0	4.9	0	0	96.7	0	0	10	0	0	5	5	0	3.0	0	0	100.0	0	0	09-02-2019
Morocco	213	0	0	80	133	0	2.4	55	9	73.7	0	0	6	0	0	6	0	0	0.4	0	0	50.0	0	0	18-01-2019
Oman	28	0	0	0	28	0	3.2	0	0	92.9	0	0	1	0	0	0	1	0	0.9	0	0	100.0	0	0	10-02-2019
Pakistan	12208	12	1	209	11986	0	15.6	77	0	87.5	12	0	1328	4	0	421	903	0	12.9	0	0	94.2	4	0	09-02-2019
Palestine	43	0	0	1	42	0	2.3	0	0	93.0	0	0	3	0	0	3	0	0	1.2	0	0	100.0	0	0	07-02-2019
Qatar	10	0	0	1	9	0	2.8	0	0	100.0	0	0	0	0	0	0	0	0	0.0	0	0		0	0	07-02-2019
Saudi Arabia	241	0	0	28	213	0	3.0	1	0	95.9	0	0	24	0	0	24	0	0	2.3	0	0	83.3	0	0	07-02-2019
Somalia	353	0	0	0	341	12	5.5	0	0	97.7	0	0	24	0	0	9	15	0	2.9	0	0	100.0	0	0	09-02-2019
Sudan	578	0	0	2	576	0	3.2	0	0	97.1	0	0	50	0	0	17	33	0	2.1	0	0	98.0	0	0	07-02-2019
Syria	362	0	0	6	356	0	4.7	0	0	87.3	0	0	46	0	0	26	20	0	4.5	0	0	84.8	0	0	09-02-2019
Tunisia	68	0	0	0	68	0	2.6	0	0	80.9	0	0	3	0	0	0	3	0	0.9	0	0	66.7	0	0	08-02-2019
U.A.E	40	0	0	3	37	0	3.2	0	0	97.5	0	0	6	0	0	6	0	0	3.6	0	0	100.0	0	0	07-02-2019
Yemen	730	0	0	640	90	0	5.2	552	506	91.6	0	0	86	0	0	86	0	0	4.7	0	0	93.0	0	0	09-02-2019
EMR	21849	33	1	1066	20734	15	8.7	729	518	90.0	33	0	2441	6	0	956	1479	0	7.4	0	0	93.8	6	0	
2017	19179	22	3	72	19006	46	7.5	72	58	88.9	22	0													

* Confirmed polio cases refer to wild isolation from AFP cases or from contacts of negative index AFP cases

** Non-polio AFP per 100,000 children <15 years

*** Adequate here refers to two stool specimens collected at least 24 hours apart, within 14 days of paralysis onset and specimens received in the lab in Good Condition

**** AFP cases co infected with P1 and P3 are counted separately as wild isolates

World Health Organization – Regional Office for Eastern Mediterranean
AFP SURVEILLANCE
Week 07, ending 17 February 2019

18-Feb-19
Number 1063

Table 4 (a): Lab results of contacts' samples in EMR, 2018 - 2019

COUNTRY	2018						2019					
	# OF CONTACTS	LAB RESULTS					# OF CONTACTS	LAB RESULTS				
		WILD	VDPV	SL	NPEV	PENDING		WILD	VDPV	SL	NPEV	PENDING
AFG	1009	4	0	52	217	0	146	0	0	4	17	18
BAH	2	0	0	0	0	0	0	0	0	0	0	0
DJI	0	0	0	0	0	0	0	0	0	0	0	0
EGY	495	0	0	11	58	17	53	0	0	0	0	17
IRN	145	0	0	3	6	0	5	0	0	0	0	0
IRQ	811	0	0	22	93	9	81	0	0	2	3	23
JOR	0	0	0	0	0	0	0	0	0	0	0	0
KUW	0	0	0	0	0	0	0	0	0	0	0	0
LEB	218	0	0	3	16	20	7	0	0	0	0	6
LIB	1	0	0	0	0	0	0	0	0	0	0	0
MOR	148	0	0	0	9	9	4	0	0	0	0	4
OMA	71	0	0	2	16	0	4	0	0	0	0	4
PAK	4209	3	0	207	882	0	605	0	0	48	30	118
PAL	0	0	0	0	0	0	0	0	0	0	0	0
QAT	0	0	0	0	0	0	0	0	0	0	0	0
SAA	5	0	0	0	0	5	0	0	0	0	0	0
SOM	1043	0	10	49	128	28	42	0	0	0	1	30
SUD	350	0	0	3	24	88	22	0	0	0	1	16
SYR	670	0	0	8	17	0	92	0	0	0	3	37
TUN	1	0	0	0	0	0	2	0	0	0	0	0
UAE	0	0	0	0	0	0	0	0	0	0	0	0
YEM	1557	0	0	0	0	1557	120	0	0	0	0	121
EMR	10735	7	10	360	1466	1733	1183	0	0	54	55	394

Table 4 (B): Most recent wild contacts in EMRO, 2018 - 2019

Year	Country	Data	
		Count of wild contacts	Date of Most Recent stool collection
2018	Afghanistan	4	07-08-18
	Pakistan	3	12-10-18
2018 Total		7	12-10-18

Table 4 (C): Number and distribution by district of -ve index AFP cases identified as wild positive by contact in EMR, 2018-2019

YEAR	COUNTRY	PROVINCE	DISTRICT	COUNT	First case	Last case
2018	AFG	NANGARHAR	PACHIERAGAM	1	17-07-18	17-07-18
		URUZGAN	SHAHID-E-HASSA	1	08-07-18	08-07-18
	PAK	FATA	BAJOUR	1	01-09-18	01-09-18
		BALUCHISTAN	DUKKI	1	15-04-18	15-04-18
2018 Total				4	15-04-18	01-09-18

World Health Organization – Regional Office for Eastern Mediterranean
AFP SURVEILLANCE

Week 07, ending 17 February 2019

18-Feb-19
Number 1063

Table 5: Laboratory investigation of AFP cases with paralysis onset in 2019 up to Week (07/2019) / Ending on : (17/02/2019)

Country	Polio laboratories (ITD / Nucleotide Sequencing (Nucleotide Sequencing performed by EGY, PAK, TUN, CDC and RIVM laboratories))	AFP cases with specimens	Preliminary virus isolation results of AFP cases						Poliovirus intratypic differentiation results #										Indicators				Latest report Date				
			Referred for ITD		NPEV only	Negative	Pending		Type 1			Type 2			Type 3		Discordant pending sequence	NPEV by PCR	Non-EV	Pending ITD	% specimens positive for NPEV*	% AFP cases with culture results within 14 days		% AFP cases with ITD results within 7 days	% AFP cases with ITD results within 45 days of onset**		
			L20B+	L20B+/NPEV			received < / = 14 days	received > 14 days ago	Wild	Sabin	VDPV	Wild	Sabin	VDPV	Wild	Sabin										VDPV	
Afghanistan	RRL Pakistan	399	20		25	228	126		2	14						12							9%	100%	100%	100%	09/02/2019
Bahrain	NPL Oman / CDC																										04/02/2019
Djibouti	NPL Kenya / CDC																										09/12/2018
Egypt***	RRL Egypt	143	1		9	82	42	9								1							8%	93%	100%	100%	07/02/2019
Iran	NPL Iran / CDC																										09/02/2019
Iraq	RRL Egypt	148	2		9	93	39	5															8%	100%			07/02/2019
Jordan	NPL Jordan / RRL EGYPT	23			6	12	5																31%	100%			10/02/2019
Kuwait	RRL Kuwait / RIVM	8			1	3	1	3															29%	100%		100%	07/02/2019
Lebanon	NPL Jordan / RRL EGYPT	9				6	3																0%	100%			10/02/2019
Libya	RRL Tunisia / RIVM	10			1	6	3																7%	100%		100%	08/02/2019
Morocco	NPL Morocco / RRL Tunisia	21				11	10																2%	100%		100%	08/02/2019
Oman	NPL Oman / CDC	1				1																	0%	100%		100%	04/02/2019
Pakistan	RRL Pakistan	1333	66	3	70	819	366	10	4	51						46	1	1	1				6%	100%	100%	100%	09/02/2019
Palestine & UNRWA		3				2	1																0%	50%		100%	17/02/2019
Qatar	NPL Oman / CDC	1				1																	0%	100%		100%	04/02/2019
Saudi Arabia	NPL Saudi Arabia / CDC	36	1			12	18	5								1							0%	100%	100%	100%	10/02/2019
Somalia	NPL Kenya / CDC	24			4	11	4	5															27%	27%		100%	17/02/2019
Sudan	NPL Sudan / RRL Egypt	41			5	19		19															19%	100%			03/02/2019
Syria	NPL Syria / RRL Egypt	40				23	15	2															2%	100%			07/02/2019
Tunisia	RRL Tunisia	8			1	5	2																25%	100%		100%	08/02/2019
U.A.E	NPL Oman / CDC																										04/02/2019
Yemen	NPL Kenya / CDC																										09/02/2019
Total EMR 2019		2248	90	3	131	1334	635	58	6	65						60	1	1	1				7%	99%	100%	100%	
Total EMR 2018		20635	900	90	3503	16078	11	50	29	584	2		7	6 #		623	7 #	1	22	1	3		14%	92%	99%	97%	

* Specimens from all sources including non-AFP cases, excluding environmental samples

Somalia in 2018 so far has a total of 12 cVDPV cases (5 cVDPV2, 6 cVDPV3
& 1 coinfection cVDPV2/cVDPV3)

** This indicator reflects surveillance and laboratory activities

Table 6: Environmental isolate by year and type

Country	Status	2015	2016	2017	2018	2019
AFG	NEGATIVE	129	183	274	253	13
	PENDING					6
	WILD	20	2	42	83	9
AFG Total		149	185	316	336	28
EGY	NEGATIVE	495	528	522	539	50
	PENDING				1	16
	VDPV2	3	1			
EGY Total		498	529	522	540	66
IRN	NEGATIVE			6	54	10
IRN Total				6	54	10
JOR	NEGATIVE		2	32	19	3
	PENDING					17
JOR Total			2	32	36	3
LEB	NEGATIVE		4	27	11	1
	PENDING					34
LEB Total			4	27	45	4
PAK	NEGATIVE	347	462	523	534	31
	PENDING					30
	WILD	79	59	105	139	27
	WILD & VDPV2	5	3	1		
	VDPV2	8	5	4		
PAK Total		439	529	633	673	88
SOM	NEGATIVE			34	181	12
	VDPV2				2	20
	VDPV3					12
SOM Total				36	213	12
SYR	NEGATIVE			4	97	9
	PENDING					5
SYR Total				4	102	16
Grand Total		1086	1249	1576	1999	227

Table 7: Environmental Wild/VDPV isolate by site

Country	COUNTRY	Status	PROVINCE	DISTRICT	Count	First date	Last date	
2018	AFG	WILD	HILMAND	LASHKARGAH	12	8-Jan	26-Dec	
			HIRAT	HERAT	1	25-Jun	25-Jun	
			KABUL	KABUL	3	26-Feb	26-Jun	
			KANDAHAR	KANDAHAR	42	8-Jan	26-Dec	
			KHOST	KHOST(MATUN)	1	25-Sep	25-Sep	
			KUNAR	ASADABAD	2	24-Apr	25-Sep	
			NANGARHAR	BEHSUD	3	28-Jan	25-Oct	
			JALALABAD	JALALABAD	19	27-Jan	26-Dec	
	AFG Total				83	8-Jan	26-Dec	
	PAK	WILD	BALOCHISTAN	KABDULLAH	2	1-Dec	15-Dec	
				LORALAI	2	17-Mar	17-Aug	
				PISHIN	1	2-Dec	2-Dec	
				QUETTA	13	13-Feb	20-Dec	
				KABDULAH	6	1-Jan	15-Nov	
				ISLAMABAD	CDA	7	10-Jan	10-Nov
				PUNJAB	LAHORE	12	11-Jun	18-Dec
					RAWALPINDI	15	10-Jan	14-Dec
					DGKHAN	2	12-Feb	12-Sep
					HYDERABAD	1	9-Feb	9-Feb
				SINDH	JACOBABAD	3	12-Feb	12-Sep
					KAMBAR	3	7-Apr	9-Jul
					KHIBALDIA	2	1-Aug	4-Sep
					KHIGADAP	15	15-Feb	11-Dec
				KHIKORANGI	1	14-Dec	14-Dec	
				KHILANDHI	3	10-Jan	30-Jul	
				KHISITE	2	1-Jan	3-Sep	
				SUKKUR	2	8-Feb	9-Nov	
KHILIAQAT				2	7-Mar	7-Nov		
KHISADDAR				1	10-Sep	10-Sep		
KHIMALIR	1	13-Sep	13-Sep					
FATA	BAJOUR	5	19-May	25-Oct				
	WAZIR-S	2	26-Nov	27-Dec				
	KHYBER PAKHTUNKHWA	BANNU	4	31-Mar	27-Dec			
		KOHAT	5	5-Jan	27-Sep			
MARDAN	2	15-Oct	15-Nov					
NOWSHERA	2	18-Sep	18-Oct					
PESHAWAR	23	10-Jan	26-Dec					
PAK Total				139	1-Jan	27-Dec		
SOM	VDPV2	BANADIR	HAMAR WEYN	11	4-Jan	20-Sep		
			HODAN	2	22-Feb	4-Oct		
	VDPV3	BANADIR	WABERI	7	1-Mar	11-Oct		
			HAMAR WEYN	6	11-Feb	5-Apr		
			HODAN	1	1-Feb	1-Feb		
WABERI	5	8-Mar	23-Aug					
SOM Total				32	4-Jan	11-Oct		
2018 Total				254	1-Jan	27-Dec		
2019	AFG	WILD	HILMAND	NAHR-E-SARAJ	1	6-Jan	6-Jan	
			KANDAHAR	KANDAHAR	7	6-Jan	26-Jan	
			NANGARHAR	JALALABAD	1	26-Jan	26-Jan	
	AFG Total				9	6-Jan	26-Jan	
	PAK	WILD	BALOCHISTAN	KABDULLAH	2	1-Jan	15-Jan	
				QUETTA	3	1-Jan	23-Jan	
				KHYBER PAKHTUNKHWA	BANNU	1	28-Jan	28-Jan
					DIKHAN	1	8-Jan	8-Jan
				PESHAWAR	2	11-Jan	24-Jan	
				PUNJAB	FAISALABAD	1	3-Jan	3-Jan
					LAHORE	4	5-Jan	18-Jan
					RAWALPINDI	2	10-Jan	10-Jan
				SINDH	HYDERABAD	1	24-Jan	24-Jan
					JACOBABAD	1	24-Jan	24-Jan
KHIBALDIA					1	2-Jan	2-Jan	
KHIGADAP	3	8-Jan	15-Jan					
KHISITE	1	3-Jan	3-Jan					
SUKKUR	1	23-Jan	23-Jan					
KHISADDAR	1	7-Jan	7-Jan					
FATA	KURRAM	1	15-Jan	15-Jan				
	WAZIR-S	1	22-Jan	22-Jan				
PAK Total				27	1-Jan	28-Jan		
2019 Total				36	1-Jan	28-Jan		

Figure 1: Non Polio AFP Rate and Wild Virus in EMR 01/01/2019 - 17/02/2019

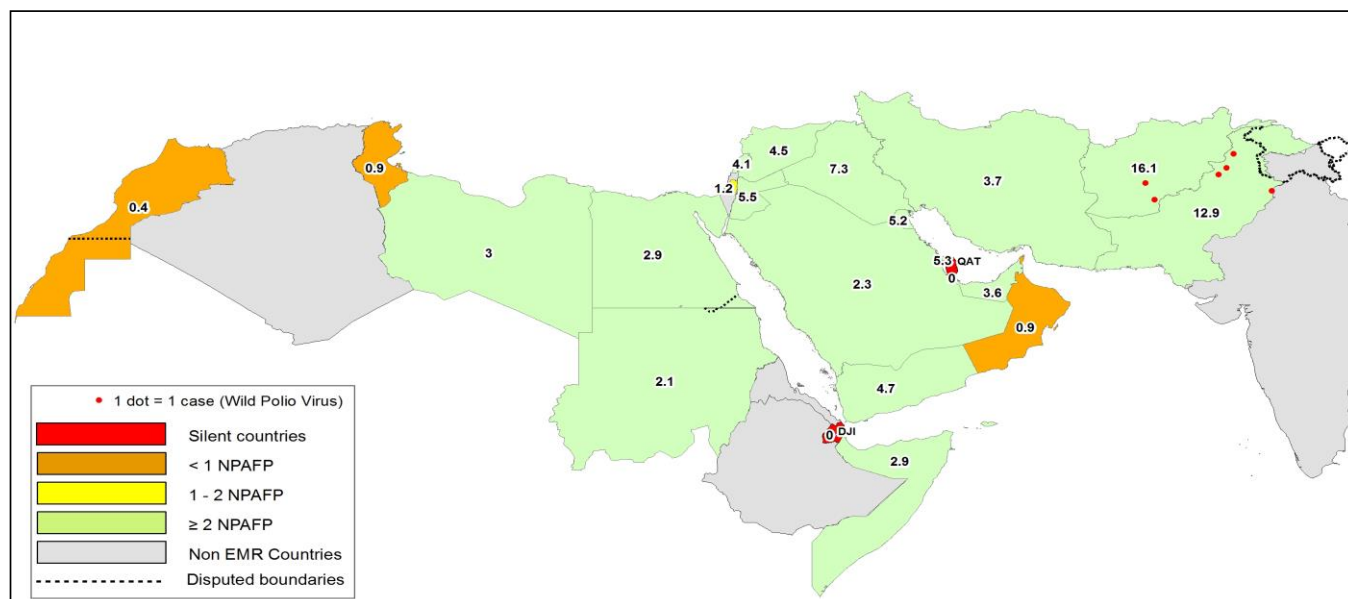


Figure 2: Percent of AFP cases with Adequate Samples & Compatible Cases in EMR 01/01/2019 - 17/02/2019

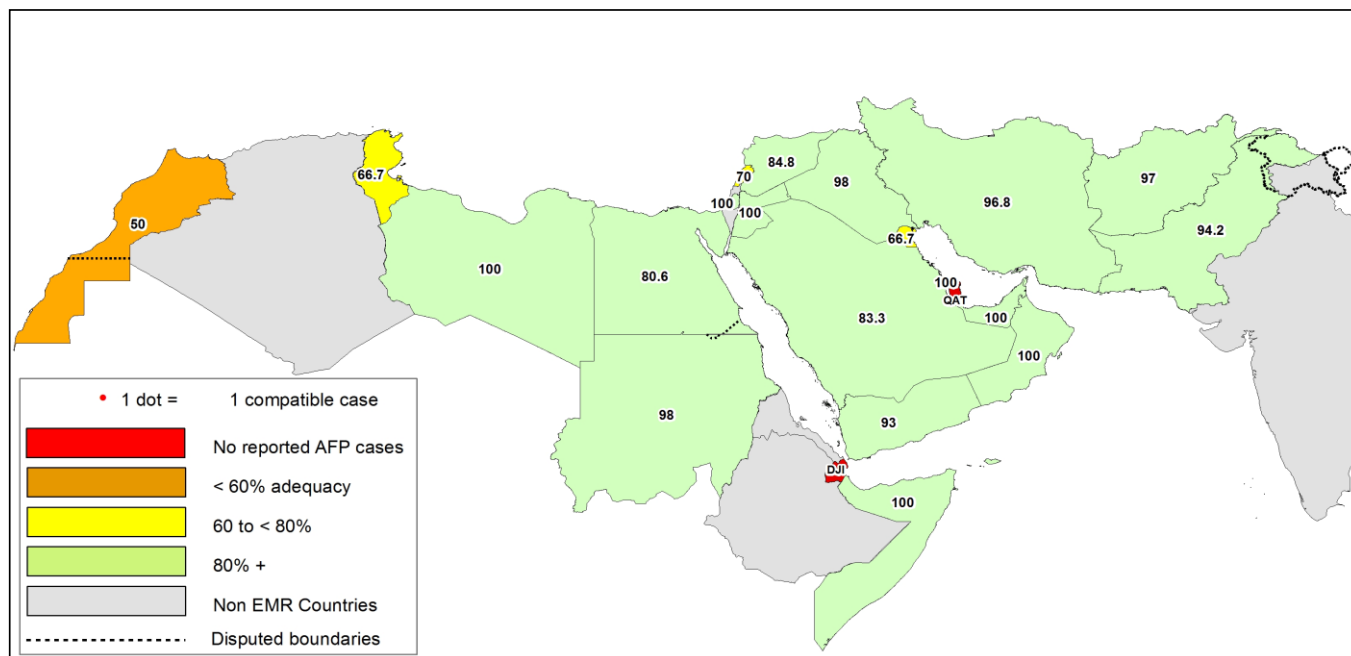


Table 8: Wild polio cases by country and date of onset of paralysis in EMR, 2018 - 2019

Year	COUNTRY	Count	First Case	Last Case
2018	AFG	21	1-Jan-18	6-Nov-18
	PAK	12	8-Mar-18	31-Dec-18
2018 Total		33	1-Jan-18	31-Dec-18
2019	AFG	2	4-Jan-19	12-Jan-19
	PAK	4	15-Jan-19	20-Jan-19
2019 Total		6	4-Jan-19	20-Jan-19

Last reported wild Polio P3 from Pakistan with date of onset 18/04/2012

Figure 3: Non Polio AFP rate by Province in Afghanistan & by District in Pakistan 01/01/2019 - 17/02/2019

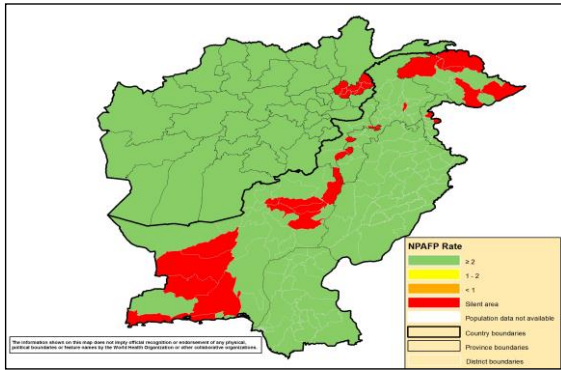


Figure 4: Percent of AFP cases with Adequate Samples in Afghanistan by Province & Pakistan by District 01/01/2019 - 17/02/2019

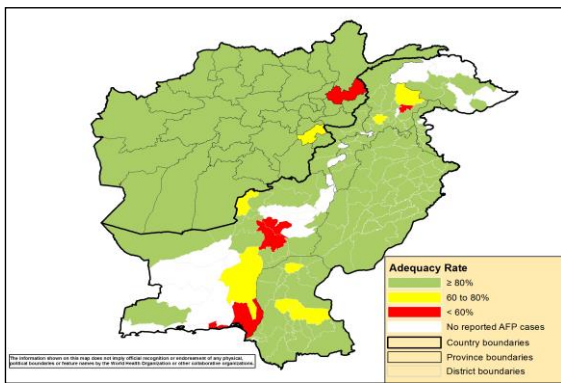
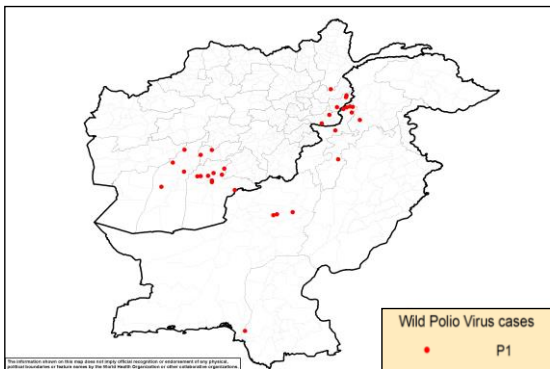
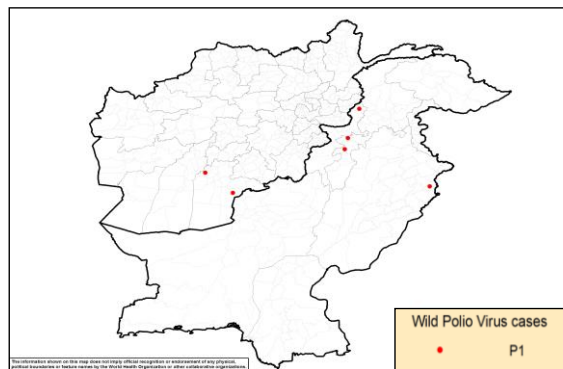


Figure 5: Wild Virus Cases by Type & District in Afghanistan & Pakistan

5(a) 01/01/2018 - 31/12/2018



5(b) 01/01/2019 - 17/02/2019



World Health Organization – Regional Office for Eastern Mediterranean
AFP SURVEILLANCE
Week 07, ending 17 February 2019

18-Feb-19
Number 1063

Table 9: Wild Polio cases by district and date of onset of paralysis, Afghanistan 2018-2019							
ONSETYR	PROVINCE	DISTRICT	Count	First case	Last case		
2018	HILMAND	NAWZAD	3	1-Sep-18	6-Nov-18		
		NAD-E-ALI	1	1-Jun-18	1-Jun-18		
	URUZGAN	SHAHID-E-HASSAS	2	8-Jul-18	9-Oct-18		
	NURISTAN	PORUNS	1	26-Sep-18	26-Sep-18		
	KANDAHAR	MAYWAND		1	24-Sep-18	24-Sep-18	
		KANDAHAR		2	11-Aug-18	27-Aug-18	
		ARGHANDAB (K)		1	17-Jul-18	17-Jul-18	
		SHAHWALIKOT		3	5-Jan-18	27-Apr-18	
		KHAKREZ		1	25-Feb-18	25-Feb-18	
		SPINBOLDAK		1	6-Jan-18	6-Jan-18	
	NANGARHAR	PACHIERAGAM		1	17-Jul-18	17-Jul-18	
		KAMA		1	1-Jan-18	1-Jan-18	
	KUNAR	CHAWKAY		1	22-Jun-18	22-Jun-18	
GHAZIABAD			2	14-Feb-18	3-Mar-18		
2018 Total			21	1-Jan-18	6-Nov-18		
2019	KANDAHAR	GHORAK	1	12-Jan-19	12-Jan-19		
		SPINBOLDAK	1	4-Jan-19	4-Jan-19		
2019 Total			2	4-Jan-19	12-Jan-19		

Table 10: Wild Polio cases by district and date of onset of paralysis, Pakistan 2018-2019						
ONSETYR	PROVINCE	DISTRICT	Count	First case	Last case	
2018	FATA	BAJOUR	5	1-Sep-18	31-Dec-18	
		KHYBER	1	25-Sep-18	25-Sep-18	
	KHYBER PAKHTOON	LAKKIMRWT	1	16-Dec-18	16-Dec-18	
		CHARSADA	1	1-Aug-18	1-Aug-18	
	SINDH	KHIGADAP	1	22-Sep-18	22-Sep-18	
	BALUCHISTAN	DUKKI	3	8-Mar-18	18-May-18	
2018 Total			12	8-Mar-18	31-Dec-18	
2019	PUNJAB	LAHORE	1	20-Jan-19	20-Jan-19	
	KHYBER PAKHTOON	HANGU	1	20-Jan-19	20-Jan-19	
		BANNU	1	15-Jan-19	15-Jan-19	
	FATA	BAJOUR	1	18-Jan-19	18-Jan-19	
2019 Total			4	15-Jan-19	20-Jan-19	

World Health Organization – Regional Office for Eastern Mediterranean
AFP SURVEILLANCE
Week 07, ending 17 February 2019

18-Feb-19
Number 1063

Table 11: Circulating VDPV cases and date of onset of paralysis in EMR countries by districts 2018-2019

Year	COUNTRY	PROVINCE	DISTRICT	cVDPV2			cVDPV3		
				Count	First Case	Last Case	Count	First Case	Last Case
2018	SOM	LOWER JUBA	Jamaame West	1	02-Sep-18	02-Sep-18			
			KISMAYO	2	29-Jul-18	30-Jul-18	2	24-Jul-18	27-Jul-18
		MIDDLE SHABELLE	RUNINGOD				1	07-Sep-18	07-Sep-18
			MAHADAY WARSHAIKH				1	29-Jun-18	29-Jun-18
		BANADIR	DANYILE	1	10-Jul-18	10-Jul-18			
		HIRAN	BULO BURTI	1	11-May-18	11-May-18	1	11-May-18	11-May-18
GEDO	DOLO	1	26-May-18	26-May-18					
SOM Total				6	11-May-18	2-Sep-18	7	11-May-18	7-Sep-18
2018 Total				6	11-May-18	2-Sep-18	7	11-May-18	7-Sep-18

Somalia in 2018 so far has a total of 12 cVDPV cases (5 cVDPV2, 6 cVDPV3 & 1 coinfection cVDPV2/cVDPV3)

Figure 6: Somalia cVDPV cases by type and district 01/01/2018 - 17/02/2019

