

## **Highlights of Polio Fax Bulletin No. 1064 for Week 08 2019**

### **I. Poliovirus Transmission**

#### 1. Endemic countries (PAKISTAN & AFGHANISTAN):

- a. Human samples: No new wild poliovirus cases reported this week. Total WPV1 cases in 2019 remains to date to be 6 (2 from Afghanistan and 4 from Pakistan).
  - i. Afghanistan: In 2019 to date two cases are reported, both from Kandahar province. The most recent reported case has date of onset of paralysis on 12 January 2019.
    - The total number of WPV1 cases in Afghanistan in 2018 to date remains 21 from six provinces (Hilmand-4 cases, Kandhar-9 cases, Kunar-3 cases, Nangarhar-2 cases, Uruzgan-2 cases and Nuristan-1 case).
  - ii. Pakistan: In 2019 to date, four cases are reported, two from Khyber Pakhtunkhwa (KP), one from KP Tribal District (KPTD) and one from Punjab. The most recent reported cases had the same date of onset of paralysis on 20 January 2019 from KP, and Punjab.
    - The total number of WPV1 cases in Pakistan in 2018 to date remains 12 from six infected districts in four provinces (Balochistan-3 cases, KP-2 cases and KPTD-6 cases and Sindh-1 case).
- b. Environmental samples: 5 new positive environmental samples for WPV1 were reported this week, 1 from Afghanistan and 4 from Pakistan.
  - i. Afghanistan: One new positive environmental sample reported this week from Kandahar. In 2019 to date, there are 10 positive environmental samples with most recent positive sample collected on 26 January 2019.
    - The total positive environmental samples from Afghanistan in 2018 remains to be 83.
  - ii. Pakistan: Four new positive environmental samples reported this week. These include one from Kabdullah district (Balochistan); one from Lahore district (Punjab); and two from Karachi towns (Site, and Liaqat) in (Sindh). In 2019 to date, there are 31 positive environmental samples with most recent positive sample collected on 7 February 2019.
    - The total positive environmental samples from Pakistan in 2018 remains to be 139.

### **II. Outbreak response countries**

1. SOMALIA: no new circulating vaccine derived poliovirus (cVDPV) type-2 or type-3 isolates from human or environmental samples this week.
  - a. In 2018 to date, Somalia has reported a total of 12 cases due to circulating vaccine derived polioviruses (cVDPVs), which include 5 due to cVDPV2, 6 due to cVDPV3 and 1 due to co-infection of cVDPV2 and cVDPV3.

- b. cVDPV2:
  - i. The date of onset of the most recent cVDPV2 case is 2 September 2018.
  - ii. In 2018 so far, cVDPV2 has been isolated from 19 sewage samples in Mogadishu and date of specimen collection of recent most positive sample is 11 October 2018.
- c. cVDPV3:
  - i. The date of onset of the most recent cVDPV3 case is 7 September, 2018.
  - ii. In 2018 so far, cVDPV3 isolated from 11 sewage samples in Mogadishu and date of specimen collection of recent most positive sample is 23 August 2018.
- d. Co-infection cVDPV2 and cVDPV3:
  - i. The date of onset of the most recent coinfection is 11 May 2018.
  - ii. In 2018 so far, cVDPV2 and cVDPV3 coinfection is isolated from 1 sewage samples in Mogadishu and date of specimen collection of recent most positive sample is 19 April, 2018.

### III. Surveillance performance indicators

1. In 2018 to date 20 of 22 member states are meeting the global target of both key surveillance indicators, namely non polio AFP rate of 2 per 100,000 children aged below 15 years and percent AFP cases with adequate specimen 80% and above.
  - a. Djibouti is missing both indicators. Djibouti, did not report any AFP case since April 2017.
  - b. Morocco has a percentage of AFP cases with adequate stool specimens of 73.7%
2. Yemen has 72 AFP cases which are not yet finally classified in 2017.

## World Health Organization – Regional Office for Eastern Mediterranean

## AFP SURVEILLANCE

25-Feb-19

Week 08, ending 24 February 2019

Number 1064

Table 1: Acute Flaccid Paralysis (AFP) cases by week of onset

Country	Reported AFP cases by week of onset - Week (08/19) / Ending on : 24/02/2019														
	Total AFP 2017	Total AFP 2018	Total AFP to date, 2019	W49 09 Dec 18	W50 16 Dec 18	W51 23 Dec 18	W52 30 Dec 18	W01 06 Jan 19	W02 13 Jan 19	W03 20 Jan 19	W04 27 Jan 19	W05 03 Feb 19	W06 10 Feb 19	W07 17 Feb 19	W08 24 Feb 19
Afghanistan	3094	3376	505	70	53	47	51	77	77	81	76	68	74	44	10
Bahrain	18	35	2	0	1	1	0	0	1	0	1	0	0	0	
Djibouti	4	0	0	0											
Egypt	1242	1246	158	21	19	23	13	28	27	30	25	22	21	6	
Iran	820	896	126	23	19	21	19	17	20	19	33	19	17	1	0
Iraq	699	1023	174	35	25	20	21	18	31	48	26	16	22	15	1
Jordan ****	116	115	28	3	1	3	1	4	4	1	5	4	2	7	1
Kuwait	69	72	6	2	1	4	0	1	1	1	2	1	0	0	
Lebanon ****	75	89	13	2	1	0	2	1	3	3	0	2	1	2	1
Libya	88	122	17	3	2	2	2	3	3	2	2	1	3	4	0
Morocco	143	213	6	8	3	4	5	5	2						
Oman	40	28	2	0	0	1	0	0	0	0	1	0	1	0	0
Pakistan	10319	12222	1415	298	281	216	248	272	279	341	253	209	84	7	0
Palestine ****	43	43	3	0	1	0	0	0	0	1	1	1	0	0	
Qatar	18	10	0	0	0	0	1	0	0	0	0	0	0	0	
Saudi Arabia	276	241	31	5	5	11	2	5	7	4	7	5	4	0	
Somalia	345	353	33	7	4	7	5	6	5	3	9	4	5	2	0
Sudan	570	578	69	8	8	10	6	10	19	10	10	9	8	3	0
Syria ****	362	362	59	6	8	6	11	5	11	5	8	9	16	5	1
Tunisia	67	68	3	0	2	0	0	3	0	1	0	0	0	0	
U.A.E	58	40	7	1	1	0	0	2	0	2	1	2	0	0	0
Yemen	713	730	99	13	12	14	15	21	7	14	19	17	14	8	
<b>Total EMR</b>	<b>19179</b>	<b>21862</b>	<b>2756</b>	<b>505</b>	<b>447</b>	<b>390</b>	<b>402</b>	<b>478</b>	<b>497</b>	<b>566</b>	<b>479</b>	<b>389</b>	<b>272</b>	<b>104</b>	<b>14</b>

No data = No report received

Table 2: Confirmed polio cases by month of onset

Country	Total year 2017	Total year 2018	24/02		Confirmed polio cases by month of onset											
			2018	2019	March 2018	April 2018	May 2018	June 2018	July 2018	August 2018	September 2018	October 2018	November 2018	December 2018	January 2019	February 2019
Afghanistan	14	21	5	2	1	1	0	2	3	2	3	2	1	0	2	
Bahrain	0	0	0	0	0	0	0	0	0	0	0	0	0	0	0	
Djibouti	0	0	0	0	0	0	0	0	0	0	0	0	0			
Egypt	0	0	0	0	0	0	0	0	0	0	0	0	0			
Iran	0	0	0	0	0	0	0	0	0	0	0	0	0			
Iraq	0	0	0	0	0	0	0	0	0	0	0	0	0			
Jordan ****	0	0	0	0	0	0	0	0	0	0	0	0	0	0	0	
Kuwait	0	0	0	0	0	0	0	0	0	0	0	0	0	0		
Lebanon ****	0	0	0	0	0	0	0	0	0	0	0	0	0	0	0	
Libya	0	0	0	0	0	0	0	0	0	0	0	0	0			
Morocco	0	0	0	0	0	0	0	0	0	0						
Oman	0	0	0	0	0	0	0	0	0	0	0	0	0	0	0	
Pakistan	8	12	0	4	1	1	1	0	0	1	3	1	0	4	4	
Palestine ****	0	0	0	0	0	0	0	0	0	0	0	0	0	0		
Qatar	0	0	0	0	0	0	0	0	0	0	0	0	0	0	0	
Saudi Arabia	0	0	0	0	0	0	0	0	0	0	0	0	0	0		
Somalia	0	0	0	0	0	0	0	0	0	0	0	0	0	0		
Sudan	0	0	0	0	0	0	0	0	0	0	0	0	0	0		
Syria ****	0	0	0	0	0	0	0	0	0	0	0	0	0	0		
Tunisia	0	0	0	0	0	0	0	0	0	0	0	0	0	0	0	
U.A.E	0	0	0	0	0	0	0	0	0	0	0	0	0			
Yemen	0	0	0	0												
<b>Total EMR</b>	<b>22</b>	<b>33</b>	<b>5</b>	<b>6</b>	<b>2</b>	<b>2</b>	<b>1</b>	<b>2</b>	<b>3</b>	<b>3</b>	<b>6</b>	<b>3</b>	<b>1</b>	<b>4</b>	<b>6</b>	<b>0</b>

\*\*\*\* UNRWA cases are included with those of country of residence

## AFP SURVEILLANCE

25-Feb-19

Week 08, ending 24 February 2019

Number 1064

Table 3: Investigation of AFP cases with paralysis onset in 2018 &amp; 2019 up to Week (08/19) / Ending on : 24/02/2019)

COUNTRY	2018											2019											Latest line List Date		
	AFP									Specimen	Wild cases ****		AFP									Specimen		Wild cases ****	
	Total AFP cases onset 2018	Case classification					Non polio AFP rate **	AFP cases pending classification > 90 days from onset of paralysis	AFP cases pending classification and lab > 90 days from onset of paralysis	% with *** adequate specimens	Wild P1 Poliovirus	Wild P3 Poliovirus	Total AFP cases onset 2019	Case classification					Annualized Non polio AFP rate **	AFP cases pending classification > 90 days from onset of paralysis	AFP cases pending classification and lab > 90 days from onset of paralysis	% with *** adequate specimens		Wild P1 Poliovirus	Wild P3 Poliovirus
		Total Confirmed Polio Cases *	Polio Compatible	Pending Classification	Discarded (non polio AFP)	VDPV								Total Confirmed Polio Cases *	Polio Compatible	Pending Classification	Discarded (non polio AFP)	VDPV							
Afghanistan	3376	21	0	41	3314	0	16.6	19	3	93.7	21	0	505	2	0	192	311	0	16.5	0	0	95.8	2	0	24-02-2019
Bahrain	35	0	0	11	24	0	12.1	8	0	97.1	0	0	2	0	0	2	0	0	4.6	0	0	100.0	0	0	17-02-2019
Djibouti	0	0	0	0	0	0	0.0	0	0		0	0	0	0	0	0	0	0	0.0	0	0		0	0	09-12-2018
Egypt	1246	0	0	6	1239	1	3.2	2	0	93.2	0	0	158	0	0	68	90	0	2.7	0	0	89.9	0	0	21-02-2019
Iran	896	0	0	0	894	2	4.6	0	0	97.0	0	0	126	0	0	21	105	0	4.4	0	0	98.4	0	0	24-02-2019
Iraq	1023	0	0	25	998	0	6.7	12	0	89.8	0	0	174	0	0	51	123	0	7.6	0	0	98.3	0	0	22-02-2019
Jordan	115	0	0	0	115	0	4.1	0	0	100.0	0	0	28	0	0	10	18	0	6.7	0	0	100.0	0	0	21-02-2019
Kuwait	72	0	0	0	72	0	8.1	0	0	90.3	0	0	6	0	0	4	2	0	4.5	0	0	66.7	0	0	17-02-2019
Lebanon	89	0	0	1	88	0	4.8	1	0	96.6	0	0	13	0	0	7	6	0	4.7	0	0	76.9	0	0	22-02-2019
Libya	122	0	0	1	121	0	4.9	0	0	96.7	0	0	17	0	0	10	7	0	4.5	0	0	100.0	0	0	24-02-2019
Morocco	213	0	0	80	133	0	2.4	57	11	73.7	0	0	6	0	0	6	0	0	0.4	0	0	50.0	0	0	18-01-2019
Oman	28	0	0	0	28	0	3.2	0	0	92.9	0	0	2	0	0	1	1	0	1.5	0	0	100.0	0	0	24-02-2019
Pakistan	12222	12	1	209	12000	0	15.7	94	0	87.4	12	0	1415	4	0	308	1103	0	12.0	0	0	90.7	4	0	24-02-2019
Palestine	43	0	0	1	42	0	2.3	0	0	93.0	0	0	3	0	0	3	0	0	1.1	0	0	100.0	0	0	17-02-2019
Qatar	10	0	0	1	9	0	2.8	0	0	100.0	0	0	0	0	0	0	0	0	0.0	0	0		0	0	17-02-2019
Saudi Arabia	241	0	0	27	214	0	3.0	2	0	95.9	0	0	31	0	0	31	0	0	2.5	0	0	77.4	0	0	21-02-2019
Somalia	353	0	0	0	341	12	5.5	0	0	97.7	0	0	33	0	0	12	21	0	3.4	0	0	100.0	0	0	24-02-2019
Sudan	578	0	0	2	576	0	3.2	0	0	97.2	0	0	69	0	0	36	33	0	2.6	0	0	97.1	0	0	24-02-2019
Syria	362	0	0	0	362	0	4.7	0	0	87.3	0	0	59	0	0	33	26	0	5.1	0	0	84.7	0	0	24-02-2019
Tunisia	68	0	0	0	68	0	2.6	0	0	80.9	0	0	3	0	0	0	3	0	0.8	0	0	66.7	0	0	21-02-2019
U.A.E	40	0	0	3	37	0	3.2	0	0	97.5	0	0	7	0	0	7	0	0	3.7	0	0	100.0	0	0	24-02-2019
Yemen	730	0	0	638	92	0	5.2	567	518	91.6	0	0	99	0	0	97	2	0	4.7	0	0	94.9	0	0	23-02-2019
EMR	21862	33	1	1046	20767	15	8.7	762	532	89.9	33	0	2756	6	0	899	1851	0	7.3	0	0	92.6	6	0	
2017	19179	22	3	72	19006	46	7.5	72	58	88.9	22	0													

\* Confirmed polio cases refer to wild isolation from AFP cases or from contacts of negative index AFP cases

\*\* Non-polio AFP per 100,000 children &lt;15 years

\*\*\* Adequate here refers to two stool specimens collected at least 24 hours apart, within 14 days of paralysis onset and specimens received in the lab in Good Condition

\*\*\*\* AFP cases co infected with P1 and P3 are counted separately as wild isolates

World Health Organization – Regional Office for Eastern Mediterranean  
AFP SURVEILLANCE  
Week 08, ending 24 February 2019

25-Feb-19  
Number 1064

Table 4 (a): Lab results of contacts' samples in EMR, 2018 - 2019

COUNTRY	2018						2019					
	# OF CONTACTS	LAB RESULTS					# OF CONTACTS	LAB RESULTS				
		WILD	VDPV	SL	NPEV	PENDING		WILD	VDPV	SL	NPEV	PENDING
AFG	1009	4	0	52	217	0	165	0	0	4	17	37
BAH	2	0	0	0	0	0	0	0	0	0	0	0
DJI	0	0	0	0	0	0	0	0	0	0	0	0
EGY	495	0	0	11	58	17	62	0	0	0	0	17
IRN	145	0	0	3	6	0	5	0	0	0	0	0
IRQ	811	0	0	22	93	9	84	0	0	2	3	8
JOR	0	0	0	0	0	0	0	0	0	0	0	0
KUW	0	0	0	0	0	0	0	0	0	0	0	0
LEB	218	0	0	3	16	20	7	0	0	0	0	4
LIB	1	0	0	0	0	0	0	0	0	0	0	0
MOR	148	0	0	0	9	9	4	0	0	0	0	4
OMA	71	0	0	2	16	0	5	0	0	0	2	0
PAK	4209	3	0	207	882	0	614	0	0	54	34	56
PAL	0	0	0	0	0	0	0	0	0	0	0	0
QAT	0	0	0	0	0	0	0	0	0	0	0	0
SAA	5	0	0	0	0	5	0	0	0	0	0	0
SOM	1043	0	10	49	128	28	42	0	0	0	1	30
SUD	350	0	0	3	24	88	36	0	0	0	1	30
SYR	670	0	0	8	17	0	113	0	0	0	3	43
TUN	1	0	0	0	0	0	2	0	0	0	0	0
UAE	0	0	0	0	0	0	0	0	0	0	0	0
YEM	1557	0	0	0	0	1557	129	0	0	0	0	130
<b>EMR</b>	<b>10735</b>	<b>7</b>	<b>10</b>	<b>360</b>	<b>1466</b>	<b>1733</b>	<b>1268</b>	<b>0</b>	<b>0</b>	<b>60</b>	<b>61</b>	<b>359</b>

Table 4 (B): Most recent wild contacts in EMRO, 2018 - 2019

Year	Country	Data	
		Count of wild contacts	Date of Most Recent stool collection
2018	Afghanistan	4	07-08-18
	Pakistan	3	12-10-18
<b>2018 Total</b>		<b>7</b>	<b>12-10-18</b>

Table 4 (C): Number and distribution by district of -ve index AFP cases identified as wild positive by contact in EMR, 2018-2019

YEAR	COUNTRY	PROVINCE	DISTRICT	COUNT	First case	Last case
2018	AFG	NANGARHAR	PACHIERAGAM	1	17-07-18	17-07-18
		URUZGAN	SHAHID-E-HASSA	1	08-07-18	08-07-18
	PAK	FATA	BAJOUR	1	01-09-18	01-09-18
		BALUCHISTAN	DUKKI	1	15-04-18	15-04-18
<b>2018 Total</b>				<b>4</b>	<b>15-04-18</b>	<b>01-09-18</b>

World Health Organization – Regional Office for Eastern Mediterranean  
AFP SURVEILLANCE

Week 08, ending 24 February 2019

25-Feb-19  
Number 1064

**Table 5: Laboratory investigation of AFP cases with paralysis onset in 2019 up to Week (08/2019) / Ending on : (24/02/2019)**

Country	Polio laboratories  (ITD / Nucleotide Sequencing (Nucleotide Sequencing performed by EGY, PAK, TUN, CDC and RIVM laboratories))	AFP cases with specimens	Preliminary virus isolation results of AFP cases						Poliovirus intratypic differentiation results #										Indicators				Latest report Date				
			Referred for ITD		NPEV only	Negative	Pending		Type 1			Type 2			Type 3		Discordant pending sequence	NPEV by PCR	Non-EV	Pending ITD	% specimens positive for NPEV*	% AFP cases with culture results within 14 days		% AFP cases with ITD results within 7 days	% AFP cases with ITD results within 45 days of onset**		
			L20B+	L20B+/NPEV			received < / = 14 days	received > 14 days ago	Wild	Sabin	VDPV	Wild	Sabin	VDPV	Wild	Sabin										VDPV	
Afghanistan	RRL Pakistan	453	20		26	232	108	67	2	14						12							9%	100%	100%	100%	24/02/2019
Bahrain	NPL Oman / CDC																										25/02/2019
Djibouti	NPL Kenya / CDC																										09/12/2018
Egypt***	RRL Egypt	154	1		9	103	34	7								1							7%	95%	100%	100%	21/02/2019
Iran	NPL Iran / CDC	140	1		1	108	29	1								1							1%	100%	100%	100%	24/02/2019
Iraq	RRL Egypt	175	2		9	119	45																6%	100%			21/02/2019
Jordan	NPL Jordan / RRL EGYPT	28			6	15	7																27%	100%			24/02/2019
Kuwait	RRL Kuwait / RIVM	8			1	3		4															29%	100%		100%	07/02/2019
Lebanon	NPL Jordan / RRL EGYPT	9			1	8																	12%	100%			24/02/2019
Libya	RRL Tunisia / RIVM	12			1	6	5																7%	100%		100%	22/02/2019
Morocco	NPL Morocco / RRL Tunisia	23				18	5																2%	100%		100%	22/02/2019
Oman	NPL Oman / CDC	2				1	1																20%	100%		100%	25/02/2019
Pakistan	RRL Pakistan	1367	77	5	79	1011	151	48	4	56						56	1	1	1				5%	100%	100%	100%	24/02/2019
Palestine & UNRWA		3				2	1																0%	50%		100%	17/02/2019
Qatar	NPL Oman / CDC	1				1																	0%	100%		100%	25/02/2019
Saudi Arabia	NPL Saudi Arabia / CDC	35	1			20	14									1							0%	100%	100%	100%	24/02/2019
Somalia	NPL Kenya / CDC	33			4	17	6	6															19%	24%		100%	24/02/2019
Sudan	NPL Sudan / RRL Egypt	69	1		6	27	13	24															16%	97%			24/02/2019
Syria	NPL Syria / RRL Egypt	52				31	20	1															2%	100%			21/02/2019
Tunisia	RRL Tunisia	10			1	6	3																20%	100%		100%	22/02/2019
U.A.E	NPL Oman / CDC	4			1	3																	25%	100%		50%	25/02/2019
Yemen	NPL Kenya / CDC																										23/02/2019
<b>Total EMR 2019</b>		2578	103	5	145	1731	442	158	6	70						71	1	1	1				6%	99%	100%	100%	
<b>Total EMR 2018</b>		20733	901	90	3510	16194	7	28	29	584	3		7	6 #		624	7 #		22	1	3		14%	92%	99%	97%	
* Specimens from all sources including non-AFP cases, excluding environmental samples									# Somalia in 2018 so far has a total of 12 cVDPV cases (5 cVDPV2, 6 cVDPV3 & 1 coinfection cVDPV2/cVDPV3)																		
** This indicator reflects surveillance and laboratory activities																											

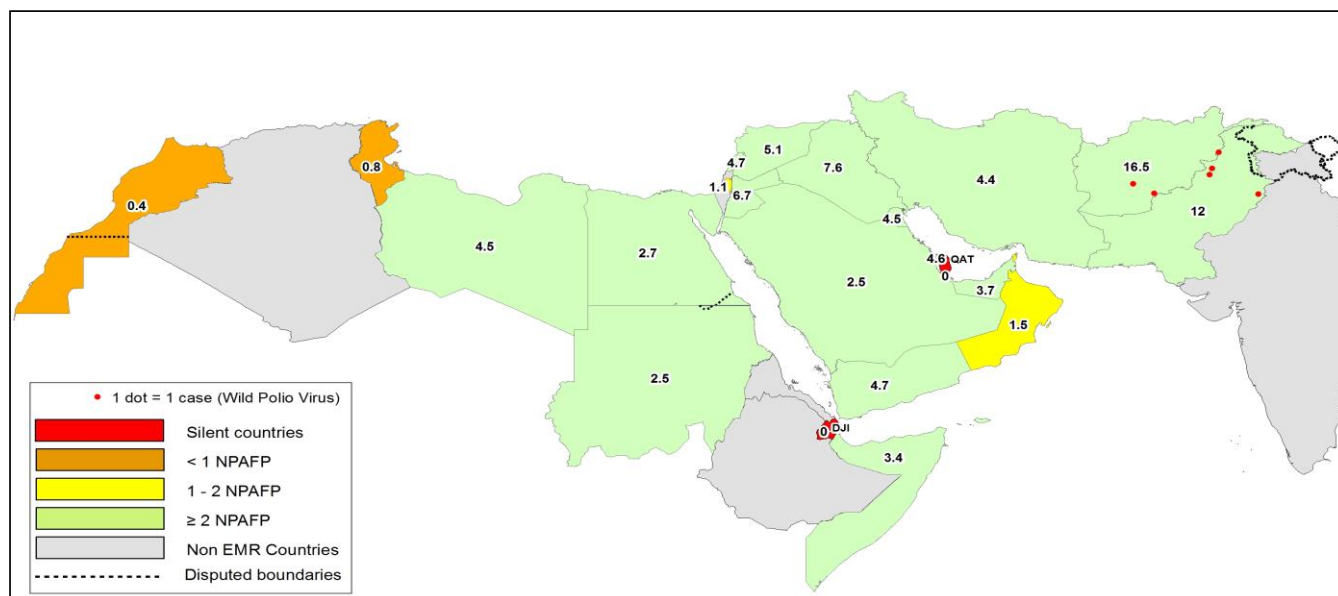
Table 6: Environmental isolate by year and type

Country	Status	2015	2016	2017	2018	2019
AFG	NEGATIVE	129	183	274	253	16
	PENDING					2
	WILD	20	2	42	83	10
<b>AFG Total</b>		<b>149</b>	<b>185</b>	<b>316</b>	<b>336</b>	<b>28</b>
EGY	NEGATIVE	495	528	522	539	60
	PENDING					1
	VDPV2	3	1			
<b>EGY Total</b>		<b>498</b>	<b>529</b>	<b>522</b>	<b>540</b>	<b>82</b>
IRN	NEGATIVE				6	54
	PENDING					2
<b>IRN Total</b>					<b>6</b>	<b>54</b>
JOR	NEGATIVE		2	32	19	3
	PENDING					17
<b>JOR Total</b>			<b>2</b>	<b>32</b>	<b>36</b>	<b>6</b>
LEB	NEGATIVE		4	27	11	1
	PENDING					34
<b>LEB Total</b>			<b>4</b>	<b>27</b>	<b>45</b>	<b>4</b>
PAK	NEGATIVE	347	462	523	534	31
	PENDING					38
	WILD	79	59	105	139	31
	WILD & VDPV2	5	3	1		
	VDPV2	8	5	4		
<b>PAK Total</b>		<b>439</b>	<b>529</b>	<b>633</b>	<b>673</b>	<b>100</b>
SOM	NEGATIVE				34	181
	VDPV2				2	20
	VDPV3					12
<b>SOM Total</b>					<b>36</b>	<b>213</b>
SYR	NEGATIVE				4	102
	PENDING					5
<b>SYR Total</b>					<b>4</b>	<b>102</b>
<b>Grand Total</b>		<b>1086</b>	<b>1249</b>	<b>1576</b>	<b>1999</b>	<b>262</b>

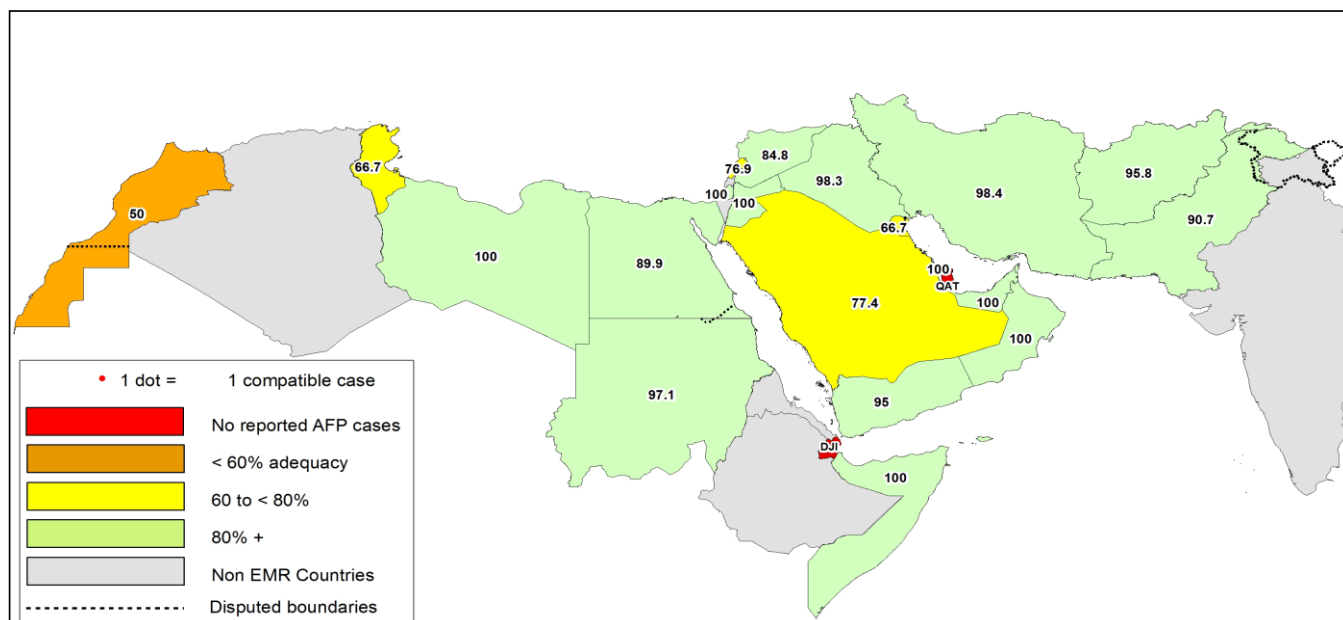
Table 7: Environmental Wild/VDPV isolate by site

Country	COUNTRY	Status	PROVINCE	DISTRICT	Count	First date	Last date	
2018	AFG	WILD	HILMAND	LASHKARGAH	12	8-Jan	26-Dec	
				HERAT	1	25-Jun	25-Jun	
				KABUL	3	26-Feb	26-Jun	
				KANDAHAR	42	8-Jan	26-Dec	
				MATUN	1	25-Sep	25-Sep	
				ASADABAD	2	24-Apr	25-Sep	
				BEHSUD	3	28-Jan	25-Oct	
				JALALABAD	19	27-Jan	26-Dec	
				<b>AFG Total</b>				<b>83</b>
	PAK	WILD	BALOCHISTAN	KABDULLAH	2	1-Dec	15-Dec	
				LORALAI	2	17-Mar	17-Aug	
				PISHIN	1	2-Dec	2-Dec	
				QUETTA	13	13-Feb	20-Dec	
				KABDULAH	6	1-Jan	15-Nov	
				CDA	7	10-Jan	10-Nov	
				PUNJAB	LAHORE	12	11-Jun	18-Dec
					RAWALPINDI	15	10-Jan	14-Dec
					DGKHAN	2	12-Feb	12-Sep
					HYDERABAD	1	9-Feb	9-Feb
				SINDH	JACOBABAD	3	12-Feb	12-Sep
					KAMBAR	3	7-Apr	9-Jul
					KHIBALDIA	2	1-Aug	4-Sep
					KHIGADAP	15	15-Feb	11-Dec
					KHIKORANGI	1	14-Dec	14-Dec
					KHILANDHI	3	10-Jan	30-Jul
KHISITE					2	1-Jan	3-Sep	
SUKKUR					2	8-Feb	9-Nov	
FATA				BAJOUR	WAZIR-5	2	26-Nov	27-Dec
					BANNU	4	31-Mar	27-Dec
	KOHAT	5	5-Jan		27-Sep			
	MARDAN	2	15-Oct		15-Nov			
KHYBER PAKHTUNKHWA	NOWSHERA	2	18-Sep	18-Oct				
		PESHAWAR	23	10-Jan	26-Dec			
		<b>PAK Total</b>				<b>139</b>	<b>1-Jan</b>	<b>27-Dec</b>
SOM	VDPV2	BANADIR	HAMAR WEYN	11	4-Jan	20-Sep		
			HODAN	2	22-Feb	4-Oct		
	VDPV3	BANADIR	WABERI	7	1-Mar	11-Oct		
			HAMAR WEYN	6	11-Feb	5-Apr		
			HODAN	1	1-Feb	1-Feb		
<b>SOM Total</b>				<b>32</b>	<b>4-Jan</b>	<b>11-Oct</b>		
<b>2018 Total</b>				<b>254</b>	<b>1-Jan</b>	<b>27-Dec</b>		
2019	AFG	WILD	HILMAND	NAHR-E-SARAJ	1	6-Jan	6-Jan	
				KANDAHAR	8	6-Jan	26-Jan	
				NANGARHAR	1	26-Jan	26-Jan	
	<b>AFG Total</b>				<b>10</b>	<b>6-Jan</b>	<b>26-Jan</b>	
	PAK	WILD	BALOCHISTAN	KABDULLAH	3	1-Jan	2-Feb	
				QUETTA	3	1-Jan	23-Jan	
				KHYBER PAKHTUNKHWA	BANNU	1	28-Jan	28-Jan
					DIKHAN	1	8-Jan	8-Jan
					PESHAWAR	2	11-Jan	24-Jan
				PUNJAB	FAISALABAD	1	3-Jan	3-Jan
LAHORE					5	5-Jan	6-Feb	
RAWALPINDI					2	10-Jan	10-Jan	
SINDH				HYDERABAD	1	24-Jan	24-Jan	
				JACOBABAD	1	24-Jan	24-Jan	
				KHIBALDIA	1	2-Jan	2-Jan	
				KHIGADAP	3	8-Jan	15-Jan	
				KHISITE	2	3-Jan	6-Feb	
				SUKKUR	1	23-Jan	23-Jan	
				KHILIAQAT	1	7-Feb	7-Feb	
				KHISADDAR	1	7-Jan	7-Jan	
FATA				KURRAM	1	15-Jan	15-Jan	
	WAZIR-5	1	22-Jan		22-Jan			
<b>PAK Total</b>				<b>31</b>	<b>1-Jan</b>	<b>7-Feb</b>		
<b>2019 Total</b>				<b>41</b>	<b>1-Jan</b>	<b>7-Feb</b>		

**Figure 1: Non Polio AFP Rate and Wild Virus in EMR 01/01/2019 - 24/02/2019**



**Figure 2: Percent of AFP cases with Adequate Samples & Compatible Cases in EMR 01/01/2019 - 24/02/2019**



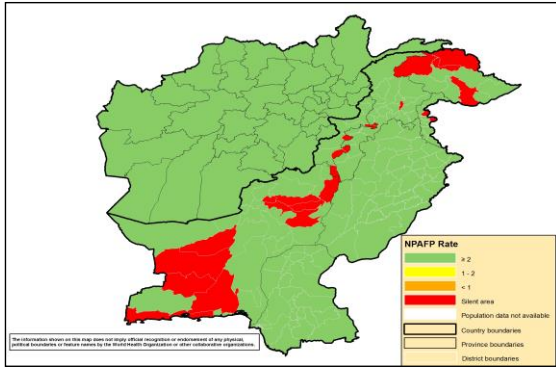
**Table 8: Wild polio cases by country and date of onset of paralysis in EMR, 2018 - 2019**

Year	COUNTRY	Count	First Case	Last Case
2018	AFG	21	1-Jan-18	6-Nov-18
	PAK	12	8-Mar-18	31-Dec-18
<b>2018 Total</b>		<b>33</b>	<b>1-Jan-18</b>	<b>31-Dec-18</b>
2019	AFG	2	4-Jan-19	12-Jan-19
	PAK	4	15-Jan-19	20-Jan-19
<b>2019 Total</b>		<b>6</b>	<b>4-Jan-19</b>	<b>20-Jan-19</b>

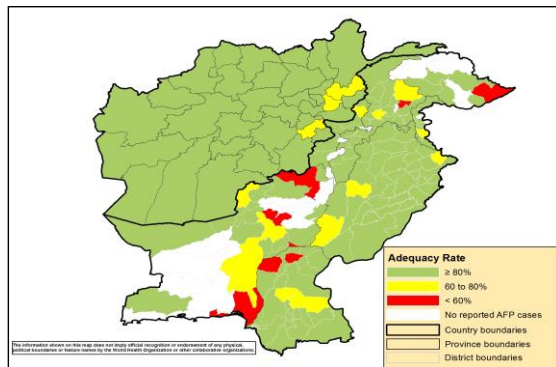
Last reported wild Polio P3 from Pakistan with date of onset 18/04/2012



**Figure 3: Non Polio AFP rate by Province in Afghanistan & by District in Pakistan 01/01/2019 - 24/02/2019**

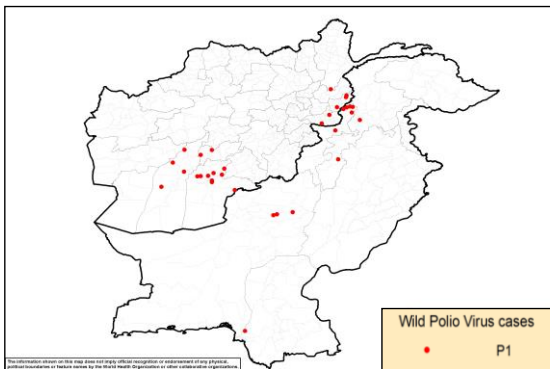


**Figure 4: Percent of AFP cases with Adequate Samples in Afghanistan by Province & Pakistan by District 01/01/2019 - 24/02/2019**

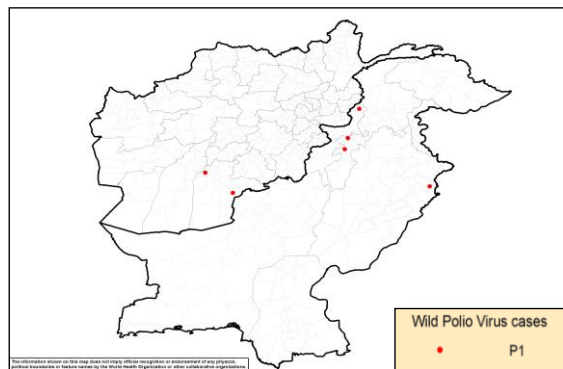


**Figure 5: Wild Virus Cases by Type & District in Afghanistan & Pakistan**

**5(a) 01/01/2018 - 31/12/2018**



**5(b) 01/01/2019 - 24/02/2019**



World Health Organization – Regional Office for Eastern Mediterranean  
AFP SURVEILLANCE  
Week 08, ending 24 February 2019

25-Feb-19  
Number 1064

<b>Table 9: Wild Polio cases by district and date of onset of paralysis, Afghanistan 2018-2019</b>						
ONSETYR	PROVINCE	DISTRICT	Count	First case	Last case	
2018	HILMAND	NAWZAD	3	1-Sep-18	6-Nov-18	
		NAD-E-ALI	1	1-Jun-18	1-Jun-18	
	URUZGAN	SHAHID-E-HASSAS	2	8-Jul-18	9-Oct-18	
	NURISTAN	PORUNS	1	26-Sep-18	26-Sep-18	
	KANDAHAR	MAYWAND	1	24-Sep-18	24-Sep-18	
		KANDAHAR	2	11-Aug-18	27-Aug-18	
		ARGHANDAB (K)	1	17-Jul-18	17-Jul-18	
		SHAHWALIKOT	3	5-Jan-18	27-Apr-18	
		KHAKREZ	1	25-Feb-18	25-Feb-18	
		SPINBOLDAK	1	6-Jan-18	6-Jan-18	
	NANGARHAR	PACHIERAGAM	1	17-Jul-18	17-Jul-18	
		KAMA	1	1-Jan-18	1-Jan-18	
	KUNAR	CHAWKAY	1	22-Jun-18	22-Jun-18	
GHAZIABAD		2	14-Feb-18	3-Mar-18		
<b>2018 Total</b>			<b>21</b>	<b>1-Jan-18</b>	<b>6-Nov-18</b>	
2019	KANDAHAR	GHORAK	1	12-Jan-19	12-Jan-19	
		SPINBOLDAK	1	4-Jan-19	4-Jan-19	
<b>2019 Total</b>			<b>2</b>	<b>4-Jan-19</b>	<b>12-Jan-19</b>	

<b>Table 10: Wild Polio cases by district and date of onset of paralysis, Pakistan 2018-2019</b>						
ONSETYR	PROVINCE	DISTRICT	Count	First case	Last case	
2018	FATA	BAJOUR	5	1-Sep-18	31-Dec-18	
		KHYBER	1	25-Sep-18	25-Sep-18	
	KHYBER PAKHTOON	LAKKIMRWT	1	16-Dec-18	16-Dec-18	
		CHARSADA	1	1-Aug-18	1-Aug-18	
	SINDH	KHIGADAP	1	22-Sep-18	22-Sep-18	
	BALUCHISTAN	DUKKI	3	8-Mar-18	18-May-18	
<b>2018 Total</b>			<b>12</b>	<b>8-Mar-18</b>	<b>31-Dec-18</b>	
2019	PUNJAB	LAHORE	1	20-Jan-19	20-Jan-19	
	KHYBER PAKHTOON	HANGU	1	20-Jan-19	20-Jan-19	
		BANNU	1	15-Jan-19	15-Jan-19	
	FATA	BAJOUR	1	18-Jan-19	18-Jan-19	
<b>2019 Total</b>			<b>4</b>	<b>15-Jan-19</b>	<b>20-Jan-19</b>	

World Health Organization – Regional Office for Eastern Mediterranean  
AFP SURVEILLANCE  
Week 08, ending 24 February 2019

25-Feb-19  
Number 1064

**Table 11: Circulating VDPV cases and date of onset of paralysis in EMR countries by districts 2018-2019**

Year	COUNTRY	PROVINCE	DISTRICT	cVDPV2			cVDPV3		
				Count	First Case	Last Case	Count	First Case	Last Case
2018	SOM	LOWER JUBA	Jamaame West	1	02-Sep-18	02-Sep-18			
			KISMAYO	2	29-Jul-18	30-Jul-18	2	24-Jul-18	27-Jul-18
		MIDDLE SHABELLE	RUNINGOD				1	07-Sep-18	07-Sep-18
			MAHADAY				1	29-Jun-18	29-Jun-18
			WARSHEIKH				2	16-May-18	23-May-18
		BANADIR	DANYILE	1	10-Jul-18	10-Jul-18			
		HIRAN	BULO BURTI	1	11-May-18	11-May-18	1	11-May-18	11-May-18
GEDO	DOLO	1	26-May-18	26-May-18					
SOM Total				6	11-May-18	2-Sep-18	7	11-May-18	7-Sep-18
<b>2018 Total</b>				<b>6</b>	<b>11-May-18</b>	<b>2-Sep-18</b>	<b>7</b>	<b>11-May-18</b>	<b>7-Sep-18</b>

Somalia in 2018 so far has a total of 12 cVDPV cases (5 cVDPV2, 6 cVDPV3 & 1 coinfection cVDPV2/cVDPV3)

**Figure 6: Somalia cVDPV cases by type and district 01/01/2018 - 24/02/2019**

