

## Highlights of Polio Fax Bulletin No. 1084 for Week 28 2019

### I. Poliovirus Transmission

1. **Endemic countries (PAKISTAN & AFGHANISTAN):** Five new wild poliovirus type-1 (WPV1) cases reported, which include one from Afghanistan and four from Pakistan. Additionally, four new positive environmental samples reported this week (1 AFG and 3 PAK).

a. *Human samples:* One new WPV1 case reported this week from Afghanistan. Total WPV1 cases in 2019 to date are 56 (11 from Afghanistan and 45 from Pakistan). This compares with 14 cases in 2018 in the same period (Afghanistan – 11 and Pakistan – 3).

- Afghanistan: One new WPV1 case reported.

The new case is 84 months old female child from new infected district namely Mussaqala district of Helmand province in southern Afghanistan. Date of onset of paralysis is 5 June 2019 and case has reportedly received multiple doses of oral polio vaccine (OPV) through routine and SIAs. Case is confirmed due to isolation of WPV1 from contacts. The area is not accessible for vaccination since May 2018 due to ban on house to house vaccination.

In 2019 to date, 11 WPV1 cases are reported. They include four cases from Uruzgan province, four from Hilmand, two from Kandahar province and one from Kunar province. The most recent case has onset of paralysis on 5 June 2019.

- Pakistan: four new WPV1 cases reported.

Case 1: a 44-month female child is from new infected district namely Jhelum from Punjab province. She has onset of paralysis on 21 June and has received 3 OPV doses through EPI.

Case 2: a 9-month old male children from district Lahore in Punjab province. He has onset of paralysis on 22 June and has received 3 doses of routine EPI.

Case 3: a 6-month old male child from district Bannu in KP. He has onset of paralysis on 22 June and received no OPV doses through EPI or SIAs due to refusal of parents.

Case 4: a 12-month old female child from district Lakki Marwat of KP. She has onset of paralysis on 1 July and has received no doses through routine EPI.

In 2019 to date, 45 WPV1 cases reported from Pakistan. They include 27 from KP, 8 from KP Tribal Districts (KPTD), 5 from Punjab, 3 from Sindh and 2 from Balochistan. The most recent reported case has date of onset of paralysis on 1 July 2019.

b. *Environmental samples:* 4 new WPV1 positive environmental samples reported this week.

- Afghanistan: The new positive environmental sample is from Kandhar.

In 2019 to date, there are 26 positive environmental samples with most recent positive sample collected on 24 June 2019.

- Pakistan:

Three new positive environmental samples included one each from Sindh (Karachi), Balochistan (Quetta) and KP (Bannu).

In 2019 to date, there are 165 positive environmental samples with most recent positive sample collected on 27 June 2019.

## 2. Outbreak response countries

**SOMALIA:** No new cVDPV2 or cVDPV3 cases or isolates from human or environmental samples were reported this week.

- In 2019 to date, Somalia has reported three cVDPV2 cases. The most recent reported case has date of onset of paralysis on 8 May 2019.
- In addition, cVDPV2 was isolates from healthy child sample collected during community sampling on 25 May 2019. aVDPV2 was isolates from an environmental sample in February 2019.
- In 2018: Somalia has reported a total of 12 cases due to cVDPVs, which include 5 due to cVDPV2, 6 due to cVDPV3 and 1 due to co-infection of cVDPV2 and cVDPV3. The last cVDPV3 was isolated from a sewage sample from Mogadishu collected on 23 August 2018.

## II. Surveillance performance indicators

In 2019, 19 of 22 member states are meeting the global target of both key surveillance indicators, namely non polio AFP rate of 2 per 100,000 children aged below 15 years and percent AFP cases with adequate specimen 80% and above.

- a. Djibouti reported 1<sup>st</sup> AFP case after 27 months (case was inadequate & non polio afp rate is 0.5)
- b. Morocco has a percentage of AFP cases with adequate stool specimens of 72.6%.
- c. Qatar has a non-polio AFP rate of 1.1 and percentage of AFP cases with adequate stool specimens of 50%
- d. In Yemen there are AFP cases pending final classification more than 90 days due to delayed lab results because of delay shipment of specimens to reference polio laboratories.



AFP SURVEILLANCE

14-Jul-19

Week 28, ending 14 July 2019

Number 1084

Table 1: Acute Flaccid Paralysis (AFP) cases by week of onset

Country	Reported AFP cases by week of onset														
	Total AFP 2017	Total AFP 2018	Total AFP to date, 2019	W 17 28 Apr 19	W 18 05 May 19	W 19 12 May 19	W 20 19 May 19	W 21 26 May 19	W 22 02 Jun 19	W 23 09 Jun 19	W 24 16 Jun 19	W 25 23 Jun 19	W 26 30 Jun 19	W 27 07 Jul 19	W 28 14 Jul 19
Afghanistan	3094	3378	2002	75	74	66	74	82	56	65	86	84	80	55	8
Bahrain	18	35	10	0	0	1	0	0	1	1	1	0	0	0	0
Djibouti	4	0	1	0	0	0	0	0	0	0	0	0	1	0	0
Egypt	1242	1246	691	19	20	30	23	22	19	18	36	28	20	25	0
Iran	820	896	493	19	22	25	19	16	17	19	12	12	9	4	0
Iraq	699	1023	582	21	11	12	15	16	21	13	28	27	17	24	1
Jordan ****	116	115	80	2	1	5	0	3	1	3	2	2	3	0	0
Kuwait	69	72	23	0	0	0	0	0	1	1	1	1	1	0	0
Lebanon ****	75	89	46	2	1	1	0	1	2	2	2	1	0	1	0
Libya	88	122	39	1	2	1	0	2	0	3	2	0	1	0	0
Morocco	143	212	106	3	6	4	5	4	1	2	5	3	2	0	0
Oman	40	28	12	1	1	1	0	0	0	2	0	1	0	1	0
Pakistan	10319	12275	6948	276	246	221	274	253	209	217	309	296	215	121	3
Palestine ****	43	44	27	1	1	0	0	0	3	3	1	0	0	0	0
Qatar	18	10	2	0	0	0	0	0	1	0	0	0	0	0	0
Saudi Arabia	276	241	128	4	4	4	4	1	1	1	1	1	1	0	0
Somalia	345	353	198	8	8	7	11	6	1	9	9	6	8	5	0
Sudan	570	578	253	11	9	13	5	2	4	5	12	18	8	6	0
Syria ****	362	362	205	5	10	5	6	4	6	1	9	4	3	5	0
Tunisia	67	68	35	3	0	0	1	2	4	1	1	1	0	0	0
U.A.E	58	40	18	0	0	1	0	1	0	0	0	0	0	0	0
Yemen	713	730	378	13	11	15	13	11	11	10	16	11	12	6	0
<b>Total EMR</b>	<b>19179</b>	<b>21917</b>	<b>12277</b>	<b>464</b>	<b>427</b>	<b>412</b>	<b>450</b>	<b>426</b>	<b>359</b>	<b>376</b>	<b>533</b>	<b>496</b>	<b>381</b>	<b>253</b>	<b>12</b>

No data = No report received

Table 2: Confirmed polio cases by month of onset

Country	Total year 2017	Total year 2018	14/07		Confirmed polio cases by month of onset											
			2018	2019	August 2018	September 2018	October 2018	November 2018	December 2018	January 2019	February 2019	March 2019	April 2019	May 2019	June 2019	July 2019
Afghanistan	14	21	11	11	3	2	1	0	2	2	1	3	1	3	1	0
Bahrain	0	0	0	0	0	0	0	0	0	0	0	0	0	0	0	0
Djibouti	0	0	0	0	0	0	0	0	0	0	0	0	0	0	0	0
Egypt	0	0	0	0	0	0	0	0	0	0	0	0	0	0	0	0
Iran	0	0	0	0	0	0	0	0	0	0	0	0	0	0	0	0
Iraq	0	0	0	0	0	0	0	0	0	0	0	0	0	0	0	0
Jordan ****	0	0	0	0	0	0	0	0	0	0	0	0	0	0	0	0
Kuwait	0	0	0	0	0	0	0	0	0	0	0	0	0	0	0	0
Lebanon ****	0	0	0	0	0	0	0	0	0	0	0	0	0	0	0	0
Libya	0	0	0	0	0	0	0	0	0	0	0	0	0	0	0	0
Morocco	0	0	0	0	0	0	0	0	0	0	0	0	0	0	0	0
Oman	0	0	0	0	0	0	0	0	0	0	0	0	0	0	0	0
Pakistan	8	12	3	45	3	1	0	4	4	4	2	0	11	11	16	1
Palestine ****	0	0	0	0	0	0	0	0	0	0	0	0	0	0	0	0
Qatar	0	0	0	0	0	0	0	0	0	0	0	0	0	0	0	0
Saudi Arabia	0	0	0	0	0	0	0	0	0	0	0	0	0	0	0	0
Somalia	0	0	0	0	0	0	0	0	0	0	0	0	0	0	0	0
Sudan	0	0	0	0	0	0	0	0	0	0	0	0	0	0	0	0
Syria ****	0	0	0	0	0	0	0	0	0	0	0	0	0	0	0	0
Tunisia	0	0	0	0	0	0	0	0	0	0	0	0	0	0	0	0
U.A.E	0	0	0	0	0	0	0	0	0	0	0	0	0	0	0	0
Yemen	0	0	0	0	0	0	0	0	0	0	0	0	0	0	0	0
<b>Total EMR</b>	<b>22</b>	<b>33</b>	<b>14</b>	<b>56</b>	<b>6</b>	<b>3</b>	<b>1</b>	<b>4</b>	<b>6</b>	<b>6</b>	<b>3</b>	<b>3</b>	<b>12</b>	<b>14</b>	<b>17</b>	<b>1</b>

\*\*\*\* UNRWA cases are included with those of country of residence



**World Health Organization – Regional Office for Eastern Mediterranean**  
**AFP SURVEILLANCE**  
**Week 28, ending 14 July 2019**

14-Jul-19

Number 1084

**Table 3: Investigation of AFP cases with paralysis onset in 2018 & 2019 up to Week (28/19) / Ending on : 14/07/19**

COUNTRY	2018												2019												Latest line List Date
	AFP									Specimen	Wild cases ****		AFP									Specimen	Wild cases ****		
	Total AFP cases	Case classification					Non polio AFP rate **	AFP cases pending classification > 90 days from onset of paralysis	AFP cases pending classification and lab > 90 days from onset of paralysis	% with *** adequate specimens	Wild P1 Poliovirus	Wild P3 Poliovirus	Total AFP cases	Case classification					Annualized Non polio AFP rate **	AFP cases pending classification > 90 days from onset of paralysis	AFP cases pending classification and lab > 90 days from onset of paralysis	% with *** adequate specimens	Wild P1 Poliovirus	Wild P3 Poliovirus	
		Total Confirmed Polio Cases *	Polio Compatible	Pending Classification	Discarded (non polio AFP)	VDPV								Total Confirmed Polio Cases *	Polio Compatible	Pending Classification	Discarded (non polio AFP)	VDPV							
Afghanistan	3378	21	0	0	3357	0	16.6	0	0	93.8	21	0	2002	11	0	271	1720	0	18.4	21	2	94.5	11	0	7-Jul-19
Bahrain	35	0	0	0	35	0	12.1	0	0	97.1	0	0	10	0	0	6	4	0	6.5	2	2	100.0	0	0	7-Jul-19
Djibouti	0	0	0	0	0	0	0.0	0	0	#DIV/0!	0	0	1	0	0	1	0	0	0.5	0	0	0.0	0	0	4-Jul-19
Egypt	1246	0	0	2	1243	1	3.2	2	0	93.2	0	0	691	0	0	121	570	0	3.4	4	0	87.6	0	0	6-Jul-19
Iran	896	0	0	0	894	2	4.6	0	0	97.0	0	0	493	0	0	32	461	0	4.8	0	0	95.5	0	0	7-Jul-19
Iraq	1023	0	0	0	1023	0	6.7	0	0	89.9	0	0	582	0	0	60	522	0	7.1	4	0	94.8	0	0	5-Jul-19
Jordan	115	0	0	0	115	0	4.1	0	0	100.0	0	0	80	0	0	2	78	0	5.4	0	0	100.0	0	0	4-Jul-19
Kuwait	72	0	0	0	72	0	8.1	0	0	90.3	0	0	23	0	0	4	19	0	4.9	1	0	91.3	0	0	7-Jul-19
Lebanon	89	0	0	1	88	0	4.8	1	0	96.6	0	0	46	0	0	11	35	0	4.6	4	0	87.0	0	0	4-Jul-19
Libya	122	0	0	0	122	0	4.9	0	0	96.7	0	0	39	0	0	2	37	0	2.9	0	0	100.0	0	0	
Morocco	212	0	0	1	211	0	2.4	1	0	77.8	0	0	106	0	0	48	58	0	2.2	30	12	72.6	0	0	1-Jul-19
Oman	28	0	0	0	28	0	3.2	0	0	92.9	0	0	12	0	0	1	11	0	2.4	0	0	83.3	0	0	7-Jul-19
Pakistan	12275	12	1	1	12261	0	15.7	1	0	87.0	12	0	6948	45	0	751	6156	0	16.6	118	0	89.5	45	0	7-Jul-19
Palestine	44	0	0	0	44	0	2.3	0	0	90.9	0	0	27	0	0	12	15	0	2.7	0	0	100.0	0	0	
Qatar	10	0	0	0	10	0	2.8	0	0	100.0	0	0	2	0	0	1	1	0	1.0	0	0	50.0	0	0	7-Jul-19
Saudi Arabia	241	0	0	0	241	0	3.0	0	0	95.9	0	0	128	0	0	46	82	0	3.0	20	2	90.6	0	0	7-Jul-19
Somalia	353	0	0	0	341	12	5.5	0	0	97.7	0	0	198	0	0	19	176	3	5.8	0	0	97.5	0	0	7-Jul-19
Sudan	578	0	0	0	578	0	3.2	0	0	97.2	0	0	253	0	0	69	184	0	2.6	1	1	98.4	0	0	4-Jul-19
Syria	362	0	0	0	362	0	4.7	0	0	87.3	0	0	205	0	0	23	182	0	5.0	0	0	84.9	0	0	7-Jul-19
Tunisia	68	0	0	0	68	0	2.6	0	0	80.9	0	0	35	0	0	5	29	1	2.3	0	0	82.9	0	0	6-Jul-19
U.A.E	40	0	0	2	38	0	3.2	2	1	97.5	0	0	18	0	0	3	15	0	2.7	1	0	88.9	0	0	8-Jul-19
Yemen	730	0	0	216	514	0	5.2	216	187	91.6	0	0	378	0	0	373	5	0	5.0	222	203	91.3	0	0	
EMR	21917	33	1	223	21645	15	8.7	223	188	89.8	33	0	12277	56	0	1861	10360	4	9.1	428	222	90.9	56	0	
2017	19179	22	3	72	19006	46	7.7	72	58	88.9	22	0													

\* Confirmed polio cases refer to wild isolation from AFP cases or from contacts of negative index AFP cases

\*\* Non-polio AFP per 100,000 children <15 years

\*\*\* Adequate here refers to two stool specimens collected at least 24 hours apart, within 14 days of paralysis onset

\*\*\*\* AFP cases co infected with P1 and P3 are counted separately as wild isolates



## World Health Organization – Regional Office for Eastern Mediterranean

## AFP SURVEILLANCE

Week 28, ending 14 July 2019

14-Jul-19

Number 1084

Table 4: Investigation of contacts of AFP cases

COUNTRY	2018						2019					
	# OF CONTACTS	LAB RESULTS					# OF CONTACTS	LAB RESULTS				
		WILD	VDPV	SL	NPEV	PENDING		WILD	VDPV	SL	NPEV	PENDING
AFG	1009	4	0	52	217	0	595	4	0	28	110	20
BAH	2	0	0	0	0	0	0	0	0	0	0	0
DJI	0	0	0	0	0	0	0	0	0	0	0	0
EGY	495	0	0	11	58	17	270	0	0	7	29	25
IRN	145	0	0	3	6	0	97	0	0	0	6	0
IRQ	811	0	0	22	93	9	313	0	0	5	8	25
JOR	0	0	0	0	0	0	0	0	0	0	0	0
KUW	0	0	0	0	0	0	0	0	0	0	0	0
LEB	218	0	0	3	16	20	22	0	0	0	3	0
LIB	1	0	0	0	0	0	2	0	0	0	0	0
MOR	161	0	0	0	9	9	42	0	0	1	0	17
OMA	70	0	0	2	16	0	18	0	0	1	8	0
PAK	4200	3	0	207	882	0	2574	3	0	135	356	157
PAL	0	0	0	0	0	0	0	0	0	0	0	0
QAT	0	0	0	0	0	0	0	0	0	0	0	0
SAA	5	0	0	0	0	5	0	0	0	0	0	0
SOM	1051	0	10	49	133	0	601	0	1	11	72	57
SUD	350	0	0	3	24	88	163	0	0	0	9	63
SYR	670	0	62	8	17	0	410	0		10	21	23
TUN	1	0	0	0	0	0	10	0	0	0	2	0
UAE	0	0	0	0	0	0	0	0	0	0	0	0
YEM	1558	0	0	0	0	1459	273	0	0	0	0	274
<b>EMR</b>	<b>10747</b>	<b>7</b>	<b>72</b>	<b>360</b>	<b>1471</b>	<b>1607</b>	<b>5390</b>	<b>7</b>	<b>1</b>	<b>198</b>	<b>624</b>	<b>661</b>

Table 4 (B): Most recent wild contacts in EMRO, 2018 -2019

Year / Country	Count	Most recent stool collection
<b>2019</b>	<b>7</b>	<b>20-Jun-19</b>
AFG	4	20-Jun-19
PAK	3	14-Jun-19
<b>2018</b>	<b>7</b>	<b>12-Oct-18</b>
AFG	4	8-Aug-18
PAK	3	12-Oct-18
<b>Total</b>	<b>14</b>	<b>20-Jun-19</b>

Table 4 (C): Number and distribution by district of -ve index AFP cases identified as wild positive by contact in EMR, 2018-2019

YEAR	COUNTRY	PROVINCE	DISTRICT	COUNT	First case	Most recent case
2019	AFG	HILMAND	SANGIN	1	06-Mar-19	06-Mar-19
		HILMAND	MUSAQALAH	1	05-Jun-19	05-Jun-19
	PAK	KHYBER PAKHTUNKHV	TORGHAR	1	25-May-19	25-May-19
		KHYBER PAKHTUNKHV	LAKKIMRWT	1	27-May-19	27-May-19
	<b>Total</b>			<b>4</b>	<b>06-Mar-19</b>	<b>05-Jun-19</b>
2018	AFG	NANGARHAR	PACHIERAGAM	1	17-Jul-18	17-Jul-18
		URUZGAN	SHAHID-E-HASSA	1	08-Jul-18	08-Jul-18
	PAK	KHYBER PAKHTUNKHV	BAJOUR	1	01-Sep-18	01-Sep-18
		BALOCHSITAN	DUKKI	1	15-Apr-18	15-Apr-18
	<b>Total</b>			<b>4</b>	<b>15-Apr-18</b>	<b>01-Sep-18</b>



**World Health Organization – Regional Office for Eastern Mediterranean  
AFP SURVEILLANCE**

**Week 28, ending 14 July 2019**

**Table 5: Laboratory investigation of AFP cases**

14-Jul-19

Number 1084

Country	Polio laboratories  Sequencing performed by CDC and RIVM laboratories	AFP cases with specimens	Preliminary virus isolation results of AFP cases						Poliovirus intratypic differentiation results #											Indicators				Latest report Date	
			Ref for ITD		NPEV only	Negative	Pending		Type 1			Type 2			Type 3		Discordant pending sequence	NPEV by PCR	Non-EV	Pending ITD	% specimens positive for NPEV*	% AFP cases with culture results within 14 days	% AFP cases with ITD results within 7 days		% AFP cases with ITD results within 45 days of onset**
			L20B+	L20B+/NPEV			received < / = 14 days	received > 14 days ago	Wild	Sabin	VDPV	Wild	Sabin	VDPV	Wild	Sabin									
Afghanistan	RRL Pakistan	1922	129	17	266	1390	120	1	11	93						98	1		1	13%	99%	100%	98%		
Bahrain	PNL Oman																								
Djibouti	NPL Kenya																								
Egypt***	RRL Egypt	671	29	1	47	537	48	9		14						19		3	1	8%	95%	100%	99%		
Iran	NPL Iran	501	7		7	462	24	1		2						5				3%	100%	100%	99%		
Iraq	PNLIraq, RRL Egypt	583	9		66	452	51	5		4						5				10%	100%	100%	71%		
Jordan	PNL Jordan, RRL Tunisia	80			11	69														14%	100%				
Kuwait	RRL Kuwait	31			1	22	3	5												8%	87%		100%		
Lebanon	RRL Egypt	45	1		4	39	1								1					10%	100%	100%	0%		
Libya	RRL Tunisia	40			1	38	1													1%	100%		100%		
Morocco	PNL Morocco, RRL Tunisia	102	1		2	98	1								1					2%	100%	100%	95%		
Oman	NPL Oman	11			2	7		2												24%	100%		100%		
Pakistan	RRL Pakistan	6856	313	35	889	5145	459	7	45	189						199		4	1	2	11%	100%	99%	97%	
Palestine & UNRWA		27			4	15		8												21%	35%		100%		
Qatar	NPL Oman	2				2														0%	100%		100%		
Saudi Arabia	PNL Saudi Arabia, NPL Oman	135	4			123	4	4							4					1%	95%	100%	100%		
Somalia	NPL Kenya	198	7		37	136	9	9		3									1	21%	16%		99%		
Sudan	PNL Sudan, RRL Egypt	254	3		28	154	30	39		1					2					12%	78%	100%	25%		
Syria	PNL Syria, RRL Tunisia	199	12		8	168	11			5					9					6%	100%	100%	50%		
Tunisia	RRL Tunisia	32			3	21	1	7												14%	100%		100%		
U.A.E	NPL Oman	17			3	14														18%	100%		53%		
Yemen	RRL Egypt																								
<b>Total EMR 2019</b>		11706	515	53	1379	8892	763	97	56	311					3	345	1	7	2	4	11%	97%	99%	98%	
<b>Total EMR 2018</b>		20746	902	90	3513	16219		18	29	590	3		6#	6	628	7#		22	1	3	16%	94%	95%	97%	

\* Specimens from all sources including non-AFP cases, excluding environmental samples

# Somalia in 2018 has a total of 12 cVDPV cases (5 cVDPV2, 6 cVDPV3 & 1 coinfection cVDPV2&cVDPV3)

\*\* This indicator reflects surveillance and laboratory activities



**World Health Organization – Regional Office for Eastern Mediterranean  
AFP SURVEILLANCE**

Week 28, ending 14 July 2019

Table 6: Environmental isolate by year and type

COUNTRY / YEAR	WILD	WILD & VDPV2	NEGATIVE	PENDING	VDPV2	VDPV3	TOTAL
<b>AFG</b>	<b>153</b>		<b>796</b>	<b>16</b>			<b>965</b>
2016	2		183				185
2017	42		274				316
2018	83		253				336
2019	26		86	16			128
<b>PAK</b>	<b>470</b>	<b>4</b>	<b>1709</b>	<b>32</b>	<b>9</b>		<b>2224</b>
2016	60	3	462		5		530
2017	106	1	523		4		634
2018	139		534				673
2019	165		190	32			387
<b>EGY</b>			<b>1874</b>	<b>61</b>	<b>1</b>		<b>1936</b>
2016			528		1		529
2017			522				522
2018			540				540
2019			284	61			345
<b>IRN</b>	<b>3</b>		<b>93</b>	<b>3</b>			<b>99</b>
2017			6				6
2018			54				54
2019	3		33	3			39
<b>JOR</b>			<b>88</b>	<b>2</b>			<b>90</b>
2016			2				2
2017			32				32
2018			36				36
2019			18	2			20
<b>LEB</b>			<b>98</b>	<b>2</b>			<b>100</b>
2016			4				4
2017			27				27
2018			45				45
2019			22	2			24
<b>SOM</b>			<b>238</b>	<b>8</b>	<b>23</b>	<b>12</b>	<b>281</b>
2017			34		2		36
2018			181		20	12	213
2019			23	8	1		32
<b>SUD</b>			<b>38</b>	<b>7</b>			<b>45</b>
2018			15				15
2019			23	7			30
<b>SYR</b>			<b>185</b>	<b>12</b>			<b>197</b>
2017			4				4
2018			102				102
2019			79	12			91
<b>TOTAL</b>	<b>626</b>	<b>4</b>	<b>5119</b>	<b>143</b>	<b>33</b>	<b>12</b>	<b>5937</b>

Table 7: Environmental WPV/VDPV isolate by province, 2019

14-Jul-19  
Number 1084

COUNTRY / YEAR	WPV count	Most recent isolate
<b>AFG</b>		
<b>WILD</b>	<b>26</b>	<b>24-Jun-19</b>
HILMAND	6	25-Apr-19
KANDAHAR	15	24-Jun-19
NANGARHAR	5	23-Mar-19
<b>PAK</b>		
<b>WILD</b>	<b>165</b>	<b>27-Jun-19</b>
BALUCHISTAN	29	20-Jun-19
FATA	6	28-May-19
ISLAMABAD	2	2-May-19
KPAKHTUNKHWA	22	27-Jun-19
PUNJAB	41	19-Jun-19
SINDH	65	21-Jun-19
<b>IRN</b>		
<b>WILD</b>	<b>3</b>	<b>20-May-19</b>
S & B	3	20-May-19
<b>SOM</b>		
<b>VDPV2</b>	<b>1</b>	<b>3-Feb-19</b>
BANADIR	1	3-Feb-19
<b>TOTAL</b>	<b>195</b>	<b>27-Jun-19</b>

Figure 1: Non Polio AFP Rate and Wild Virus in EMR 01/01/2019 - 14/07/2019

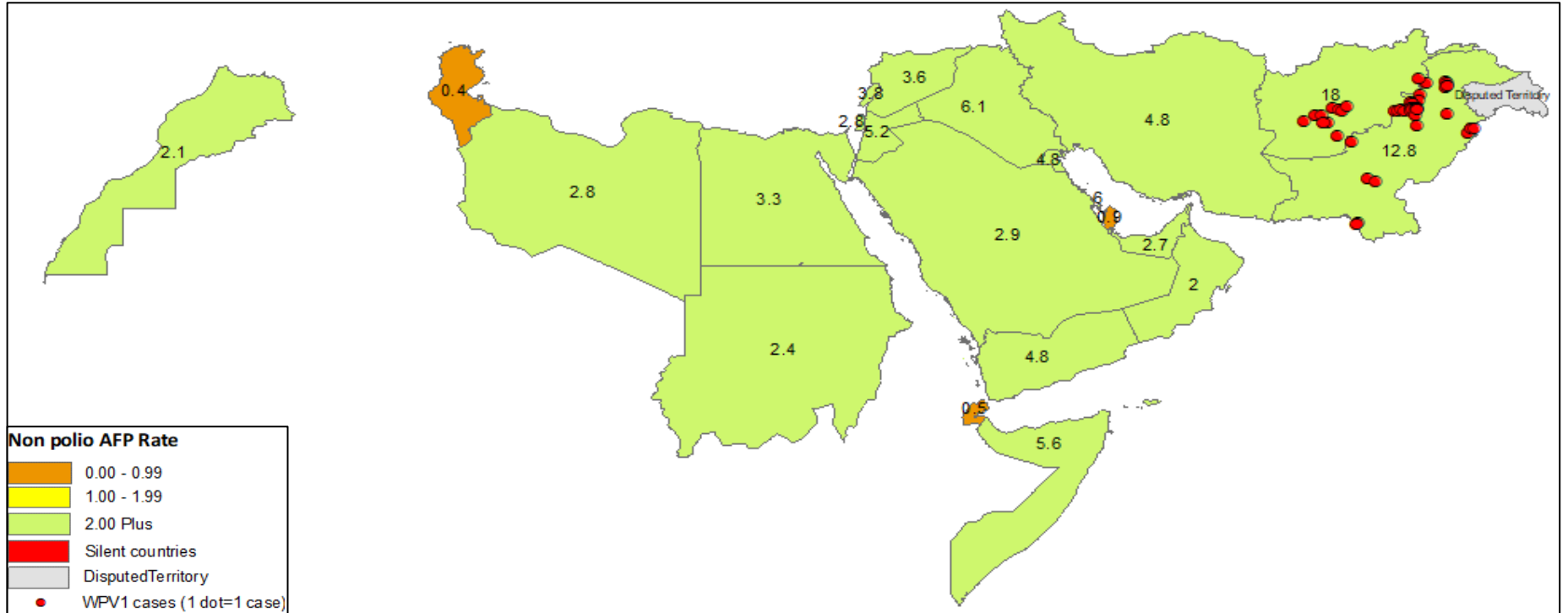


Figure 2: Percent of AFP cases with Adequate Samples & Compatible Cases in EMR 01/01/2019 - 15/07/2019

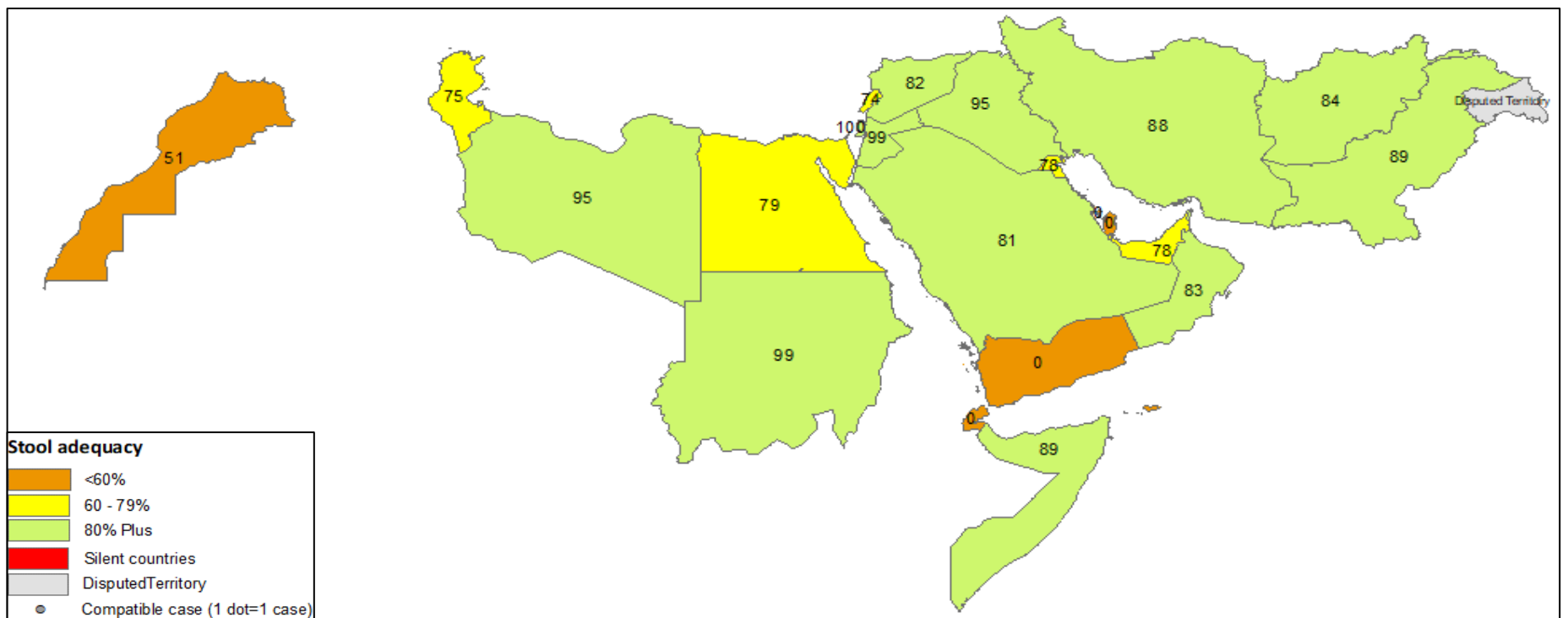


Table 8: Wild polio cases by country and date of onset of paralysis in EMR, 2018 - 2019

Country / Year		First case	Last case
AFG	141	1-Jan-18	24-Jun-19
2019	37	4-Jan-19	24-Jun-19
2018	104	1-Jan-18	26-Dec-18
PAK	361	1-Jan-18	1-Jul-19
2019	210	1-Jan-19	1-Jul-19
2018	151	1-Jan-18	31-Dec-18
<b>TOTAL</b>	<b>502</b>	<b>1-Jan-18</b>	<b>1-Jul-19</b>

Last reported wild Polio P3 from Pakistan with date of onset 18/04/2012

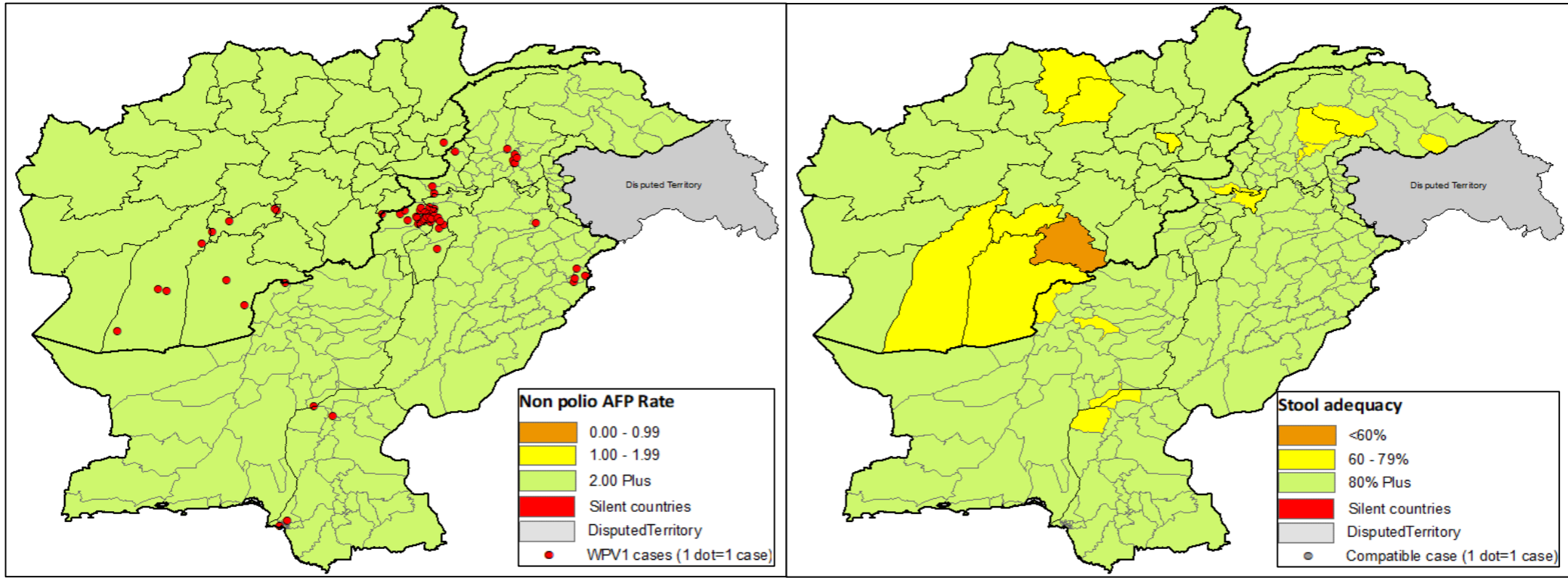


**World Health Organization – Regional Office for Eastern Mediterranean  
AFP SURVEILLANCE  
Week 28, ending 14 July, 2019**

14-Jul-19      Number 1084

**Figure 3: Non Polio AFP rate by Province in Afghanistan & by District in Pakistan 01/01/2019 - 15/07/2019**

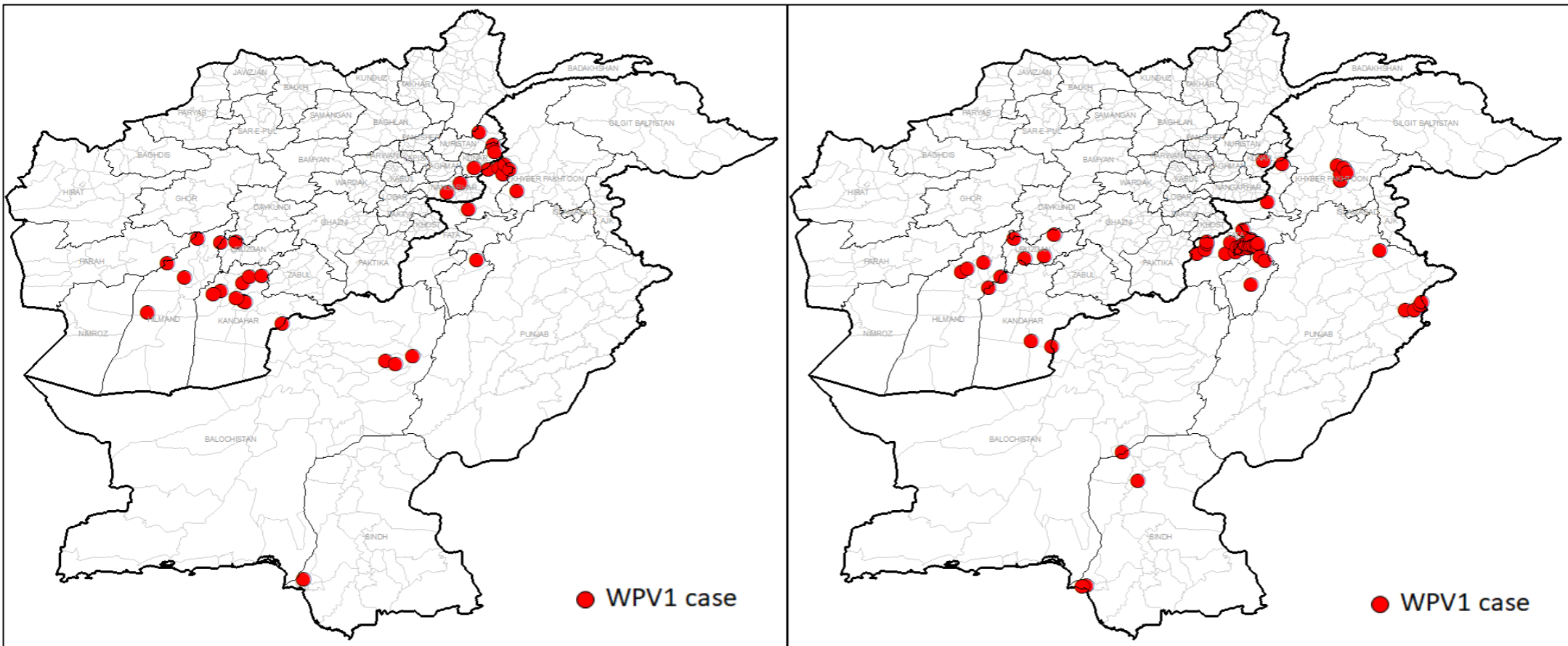
**Figure 4: Percent of AFP cases with Adequate Samples in Afghanistan by Province & Pakistan by District 01/01/2019 - 15/07/2019**



**Figure 5: Wild Virus Cases by Type & District in Afghanistan & Pakistan**

**5(a) 01/01/2018 - 31/12/2018**

**5(b) 01/01/2019 - 15/07/2019**





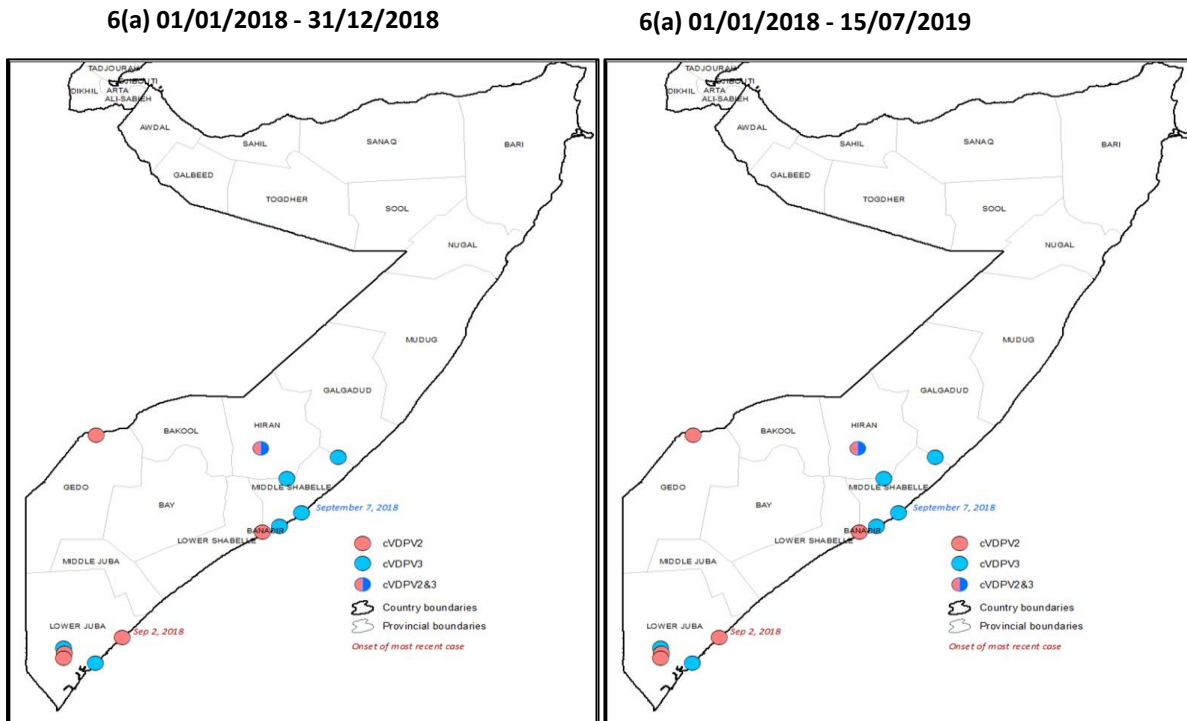
**World Health Organization – Regional Office for Eastern Mediterranean**  
**AFP SURVEILLANCE**  
**Week 28, ending 14 July 2019**

**14-Jul-19**

**Number 1084**

Table 11: Circulating VDPV cases and date of onset of paralysis in EMR countries by districts 2018-2019										
COUNTRY	YEAR	PROVINCE	DISTRICT	cVDPV2			cVDPV3			
				Count	First Case	Last Case	Count	First Case	Last Case	
SOM	2019	BARI	BOSSASO	1	08-May-19	08-May-19				
		TOGDHER	BUHODLE	1	21-Apr-19	21-Apr-19				
		SOOL	LAS ANOD	1	15-Mar-19	15-Mar-19				
	<b>Total 2019</b>				<b>3</b>	<b>15-Mar-19</b>	<b>8-May-19</b>			
	2018	LOWER JUBA	JAMAAME WEST	1	02-Sep-18	02-Sep-18				
			KISMAYO	2	29-Jul-18	30-Jul-18	2	4-Jul-18	27-Jul-18	
		MIDDLE SHABELLE	RUNINGOD				1	07-Sep-18	07-Sep-18	
			MAHADAY WARSHEIKH				1	29-Jun-18	29-Jun-18	
		BANADIR	DANYILE	1	10-Jul-18	10-Jul-18				
		HIRAN	BULO BURTI	1	11-May-18	11-May-18	1	11-May-18	11-May-18	
	GEDO	DOLO	1	26-May-18	26-May-18					
	<b>Total 2018</b>				<b>6</b>	<b>11-May-18</b>	<b>2-Sep-18</b>	<b>7</b>	<b>11-May-18</b>	<b>7-Sep-18</b>

**Figure 6: Somalia cVDPV cases by type and district**





**Circulating VDPV cases and date of onset of paralysis in EMR countries by districts  
2018-2019**

Year	COUNTRY	PROVINCE	DISTRICT	cVDPV2			cVDP3		
				Count	First Case	Last Case	Count	First Case	Last Case
2018	SOM	MIDDLE SHABELLE	RUNINGOD				1	07-09-18	07-09-18
			MAHADAY				1	29-06-18	29-06-18
			WARSHEIKH				2	16-05-18	23-05-18
		LOWER JUBA	JAMAAME WEST	1	02-09-18	02-09-18			
			KISMAYO	2	29-07-18	30-07-18	2	24-06-18	27-07-18
		BANADIR	DAYNILE	1	10-07-18	10-07-18			
		GEDO	DOLO	1	26-05-18	26-05-18			
SOM Total				5	26-05-18	02-09-18	6	16-05-18	07-09-18
2018 Total				5	26-05-18	02-09-18	6	16-05-18	07-09-18
2019	SOM	BARI	BOSSASO	1	08-05-19	08-05-19			
		TOGDHER	BUHODLE	1	21-04-19	21-04-19			
		SOOL	LAS ANOD	1	15-03-19	15-03-19			
		SOM Total				3	15-03-19	08-05-19	
2019 Total				3	15-03-19	08-05-19			