

Highlights of Polio Fax Bulletin No. 1085 for Week 29, 2019

I. Poliovirus Transmission

1. **Endemic countries (PAKISTAN & AFGHANISTAN):** No new wild poliovirus reported this week. Three new positive environmental samples reported this week (all from PAK).

a. *Human samples:* Now new WPV case reported this week. Total WPV1 cases in 2019 to date are 56 (11 from Afghanistan and 45 from Pakistan). This compares with 16 cases in 2018 in the same period (Afghanistan – 13 and Pakistan – 3).

b. *Environmental samples:* 3 new WPV1 positive environmental samples reported this week (all from Pak).

Afghanistan

- Now new positive environmental sample this week. In 2019 to date, there are 26 positive environmental samples with most recent collection date on 24th of June 2019.

Pakistan

- Three new positive environmental samples include one from Sindh (Karachi) and two from Balochistan (Quetta & Pishin). In 2019 to date, there are 168 positive environmental samples with most recent collection date on 3rd July 2019.

2. Outbreak countries

SOMALIA: No new cVDPV2 or cVDPV3 cases or isolates from human or environmental samples were reported this week.

Human:

- In 2019 a total of three cVDPV2 cases reported. Date of onset of most recent case was May 8, 2019. In addition, cVDPV2 was isolated from healthy child sample collected during community sampling on May 25, 2019.
- In 2018 a total of 12 cVDPVs cases, which include 5 cVDPV2, 6 cVDPV3 and 1 co-infection of cVDPV2 and cVDPV3.

Environmental samples:

- No cVDPV2 or cVDPV3 isolated in 2019. Date of specimen collection of most recent cVDPV3 positive sample was August 23, 2018. While the most recent cVDPV2 was October 11, 2018.

II. Surveillance performance indicators

In 2019, 19 of 22 member states are meeting the global target of both key surveillance indicators, namely non polio AFP rate of 2 per 100,000 children aged below 15 years and percent AFP cases with adequate specimen 80% and above.

- Djibouti reported 1st AFP case after 27 months (case was inadequate & non polio AFP rate is 0.5)
- Morocco has a percentage of AFP cases with adequate stool specimens of 73%.

- c. Qatar has a non-polio AFP rate of 1.0 and percentage of AFP cases with adequate stool specimens of 50%
- d. In Yemen there are AFP cases pending final classification more than 90 days due to delayed lab results because of delay shipment of specimens to reference polio laboratories.



Table 1: Acute Flaccid Paralysis (AFP) cases by week of onset

Country	Reported AFP cases by week of onset														
	Total AFP 2017	Total AFP 2018	Total AFP to date, 2019	May				Jun					Jul		
				W 18	W 19	W 20	W 21	W 22	W 23	W 24	W 25	W 26	W 27	W 28	W 29 21 Jul 19
Afghanistan	3094	3378	2074	74	66	74	82	56	65	86	84	81	72	52	10
Bahrain	18	35	10	0	1	0	0	1	1	1	0	0	0	0	0
Djibouti	4	0	1	0	0	0	0	0	0	0	0	1	0	0	0
Egypt	1242	1246	706	20	30	23	22	19	18	36	28	20	33	7	0
Iran	820	896	507	22	25	19	15	17	19	13	16	12	10	1	0
Iraq	699	1023	599	11	12	15	16	21	13	28	27	19	30	10	0
Jordan ****	116	115	82	1	5	0	3	1	3	2	2	3	0	2	0
Kuwait	69	72	25	0	0	0	0	1	1	1	2	1	1	0	0
Lebanon ****	75	89	48	1	1	0	1	2	2	2	1	0	1	2	0
Libya	88	122	39	2	1	0	2	0	3	2	0	1	0	0	0
Morocco	143	212	106	6	4	5	4	1	2	5	3	2	0	0	0
Oman	40	28	12	1	1	0	0	0	2	0	1	0	1	0	0
Pakistan	10319	12275	7152	247	221	275	255	212	228	316	309	241	214	46	0
Palestine ****	43	44	33	1	0	0	0	3	3	1	2	0	1	3	0
Qatar	18	10	2	0	0	0	0	1	0	0	0	0	0	0	0
Saudi Arabia	276	241	128	4	4	4	1	1	1	1	1	1	0	0	0
Somalia	345	353	203	8	7	11	6	1	9	9	6	8	6	4	0
Sudan	570	579	272	9	13	5	2	4	5	12	18	9	9	15	0
Syria ****	362	362	211	10	5	6	4	6	1	9	4	4	6	4	0
Tunisia	67	68	40	0	0	1	3	4	1	2	0	2	0	0	0
U.A.E	58	40	18	0	1	0	1	0	0	0	0	0	0	0	0
Yemen	713	730	421	11	15	15	12	11	10	16	14	17	28	10	0
Total EMR	19179	21918	12689	428	412	453	429	362	387	542	520	420	414	156	10

No data = No report received

Table 2: Confirmed polio cases by month of onset

Country	Total year 2017	Total year 2018	21/07		Confirmed polio cases by month of onset											
			2018	2019	August 2018	September 2018	October 2018	November 2018	December 2018	January 2019	February 2019	March 2019	April 2019	May 2019	June 2019	July 2019
Afghanistan	14	21	13	11	3	2	1	0	2	2	1	3	1	3	1	0
Bahrain	0	0	0	0	0	0	0	0	0	0	0	0	0	0	0	0
Djibouti	0	0	0	0	0	0	0	0	0	0	0	0	0	0	0	0
Egypt	0	0	0	0	0	0	0	0	0	0	0	0	0	0	0	0
Iran	0	0	0	0	0	0	0	0	0	0	0	0	0	0	0	0
Iraq	0	0	0	0	0	0	0	0	0	0	0	0	0	0	0	0
Jordan ****	0	0	0	0	0	0	0	0	0	0	0	0	0	0	0	0
Kuwait	0	0	0	0	0	0	0	0	0	0	0	0	0	0	0	0
Lebanon ****	0	0	0	0	0	0	0	0	0	0	0	0	0	0	0	0
Libya	0	0	0	0	0	0	0	0	0	0	0	0	0	0	0	0
Morocco	0	0	0	0	0	0	0	0	0	0	0	0	0	0	0	0
Oman	0	0	0	0	0	0	0	0	0	0	0	0	0	0	0	0
Pakistan	8	12	3	45	3	1	0	4	4	4	2	0	11	11	16	1
Palestine ****	0	0	0	0	0	0	0	0	0	0	0	0	0	0	0	0
Qatar	0	0	0	0	0	0	0	0	0	0	0	0	0	0	0	0
Saudi Arabia	0	0	0	0	0	0	0	0	0	0	0	0	0	0	0	0
Somalia	0	0	0	0	0	0	0	0	0	0	0	0	0	0	0	0
Sudan	0	0	0	0	0	0	0	0	0	0	0	0	0	0	0	0
Syria ****	0	0	0	0	0	0	0	0	0	0	0	0	0	0	0	0
Tunisia	0	0	0	0	0	0	0	0	0	0	0	0	0	0	0	0
U.A.E	0	0	0	0	0	0	0	0	0	0	0	0	0	0	0	0
Yemen	0	0	0	0	0	0	0	0	0	0	0	0	0	0	0	0
Total EMR	22	33	16	56	6	3	1	4	6	6	3	3	12	14	17	1

**** UNRWA cases are included with those of country of residence



World Health Organization – Regional Office for Eastern Mediterranean
AFP SURVEILLANCE
Week 29, ending 21 July 2019

21-Jul-19

Number 1085

Table 3: Investigation of AFP cases with paralysis onset in 2018 & 2019 up to Week (29/19) / Ending on : 21/07/19

COUNTRY	2018											2019											Latest line List Date		
	AFP									Specimen	Wild cases ****		AFP									Specimen		Wild cases ****	
	Total AFP cases	Case classification					Non polio AFP rate **	AFP cases pending classification > 90 days from onset of paralysis	AFP cases pending classification and lab > 90 days from onset of paralysis		% with *** adequate specimens	Wild P1 Poliovirus	Wild P3 Poliovirus	Total AFP cases	Case classification					Annualized Non polio AFP rate **	AFP cases pending classification > 90 days from onset of paralysis			AFP cases pending classification and lab > 90 days from onset of paralysis	% with *** adequate specimens
		Total Confirmed Polio Cases *	Polio Compatible	Pending Classification	Discarded (non polio AFP)	VDPV				Total Confirmed Polio Cases *					Polio Compatible	Pending Classification	Discarded (non polio AFP)	VDPV							
Afghanistan	3378	21	0	0	3357	0	16.6	0	0	93.8	21	0	2074	11	0	245	1818	0	18.4	14	1	94.5	11	0	21-Jul-19
Bahrain	35	0	0	0	35	0	12.1	0	0	97.1	0	0	10	0	0	6	4	0	6.2	2	2	100.0	0	0	21-Jul-19
Djibouti	0	0	0	0	0	0	0.0	0	0	#DIV/0!	0	0	1	0	0	1	0	0	0.5	0	0	0.0	0	0	21-Jul-19
Egypt	1246	0	0	2	1243	1	3.2	2	0	93.2	0	0	706	0	0	98	608	0	3.3	0	0	89.1	0	0	21-Jul-19
Iran	896	0	0	0	894	2	4.6	0	0	97.0	0	0	507	0	0	25	482	0	4.8	0	0	95.5	0	0	20-Jul-19
Iraq	1023	0	0	0	1023	0	6.7	0	0	89.9	0	0	599	0	0	73	526	0	7.1	5	0	95.0	0	0	18-Jul-19
Jordan	115	0	0	0	115	0	4.1	0	0	100.0	0	0	82	0	0	2	80	0	5.3	0	0	100.0	0	0	21-Jul-19
Kuwait	72	0	0	0	72	0	8.1	0	0	90.3	0	0	25	0	0	4	21	0	5.1	0	0	84.0	0	0	21-Jul-19
Lebanon	89	0	0	1	88	0	4.8	1	0	96.6	0	0	48	0	0	10	38	0	4.7	4	0	87.5	0	0	19-Jul-19
Libya	122	0	0	0	122	0	4.9	0	0	96.7	0	0	39	0	0	2	37	0	2.8	0	0	100.0	0	0	
Morocco	212	0	0	1	211	0	2.4	1	0	77.8	0	0	106	0	0	48	58	0	2.1	31	12	72.6	0	0	1-Jul-19
Oman	28	0	0	0	28	0	3.2	0	0	92.9	0	0	12	0	0	1	11	0	2.3	0	0	83.3	0	0	7-Jul-19
Pakistan	12275	12	1	1	12261	0	15.7	1	0	87.0	12	0	7152	45	0	716	6391	0	16.5	134	0	89.1	45	0	21-Jul-19
Palestine	44	0	0	0	44	0	2.3	0	0	90.9	0	0	33	0	0	14	19	0	3.2	1	0	100.0	0	0	21-Jul-19
Qatar	10	0	0	0	10	0	2.8	0	0	100.0	0	0	2	0	0	1	1	0	1.0	0	0	50.0	0	0	7-Jul-19
Saudi Arabia	241	0	0	0	241	0	3.0	0	0	95.9	0	0	128	0	0	46	82	0	2.9	26	4	90.6	0	0	7-Jul-19
Somalia	353	0	0	0	341	12	5.5	0	0	97.7	0	0	203	0	0	20	180	3	5.8	0	0	97.5	0	0	21-Jul-19
Sudan	578	0	0	0	578	0	3.2	0	0	97.2	0	0	272	0	0	88	184	0	2.7	1	1	98.5	0	0	18-Jul-19
Syria	362	0	0	0	362	0	4.7	0	0	87.3	0	0	211	0	0	22	189	0	4.9	0	0	85.8	0	0	21-Jul-19
Tunisia	68	0	0	0	68	0	2.6	0	0	80.9	0	0	40	0	0	9	30	1	2.5	0	0	82.5	0	0	19-Jul-19
U.A.E	40	0	0	2	38	0	3.2	2	1	97.5	0	0	18	0	0	3	15	0	2.6	1	0	88.9	0	0	15-Jul-19
Yemen	730	0	0	216	514	0	5.2	216	187	91.6	0	0	421	0	0	416	5	0	5.4	245	225	91.0	0	0	21-Jul-19
EMR	21917	33	1	223	21645	15	8.7	223	188	89.8	33	0	12689	56	0	1850	10779	4	9.1	428	222	90.9	56	0	
2017	19179	22	3	72	19006	46	7.7	72	58	88.9	22	0													

* Confirmed polio cases refer to wild isolation from AFP cases or from contacts of negative index AFP cases

** Non-polio AFP per 100,000 children <15 years

*** Adequate here refers to two stool specimens collected at least 24 hours apart, within 14 days of paralysis onset

**** AFP cases co infected with P1 and P3 are counted separately as wild isolates



World Health Organization – Regional Office for Eastern Mediterranean

AFP SURVEILLANCE

Week 29, ending 21 July 2019

21-Jul-19

Table 4: Investigation of contacts of AFP cases

Number 1085

COUNTRY	2018						2019					
	# OF CONTACTS	LAB RESULTS					# OF CONTACTS	LAB RESULTS				
		WILD	VDPV	SL	NPEV	PENDING		WILD	VDPV	SL	NPEV	PENDING
AFG	1009	4	0	52	217	0	620	4	0	28	113	30
BAH	2	0	0	0	0	0	0	0	0	0	0	0
DJI	0	0	0	0	0	0	0	0	0	0	0	0
EGY	495	0	0	11	58	17	285	0	0	7	29	29
IRN	145	0	0	3	6	0	97	0	0	0	6	0
IRQ	811	0	0	22	93	9	337	0	0	5	8	46
JOR	0	0	0	0	0	0	0	0	0	0	0	0
KUW	0	0	0	0	0	0	0	0	0	0	0	0
LEB	218	0	0	3	16	20	22	0	0	0	3	0
LIB	1	0	0	0	0	0	2	0	0	0	0	0
MOR	161	0	0	0	9	9	42	0	0	1	0	17
OMA	70	0	0	2	16	0	18	0	0	1	8	0
PAK	4200	3	0	207	882	0	2642	3	0	136	369	146
PAL	0	0	0	0	0	0	0	0	0	0	0	0
QAT	0	0	0	0	0	0	0	0	0	0	0	0
SAA	5	0	0	0	0	5	0	0	0	0	0	0
SOM	1051	0	10	49	133	0	616	0	1	11	72	60
SUD	350	0	0	3	24	88	166	0	0	0	9	66
SYR	670	0	62	8	17	0	441	0	0	10	22	38
TUN	1	0	0	0	0	0	10	0	0	0	2	0
UAE	0	0	0	0	0	0	0	0	0	0	0	0
YEM	1558	0	0	0	0	1459	288	0	0	0	0	289
EMR	10747	7	72	360	1471	1607	5586	7	1	199	641	721

Table 4 (B): Most recent wild contacts in EMRO, 2018 -2019

Year / Country	Count	Most recent stool collection
2018	7	12-Oct-18
AFG	4	8-Aug-18
PAK	3	12-Oct-18
2019	7	20-Jun-19
AFG	4	20-Jun-19
PAK	3	14-Jun-19

Table 4 (C): Number and distribution by district of -ve index AFP cases identified as wild positive by contact in EMR, 2018-2019

YEAR	COUNTRY	PROVINCE	DISTRICT	COUNT	First case	Most recent case
2019	AFG	HILMAND	SANGIN	1	06-Mar-19	06-Mar-19
		HILMAND	MUSAQALAH	1	05-Jun-19	05-Jun-19
	PAK	KHYBER PAKHTUNKHV	TORGHAR	1	25-May-19	25-May-19
		KHYBER PAKHTUNKHV	LAKKIMRWAT	1	27-May-19	27-May-19
Total			4	06-Mar-19	05-Jun-19	
2018	AFG	NANGARHAR	PACHIERAGAM	1	17-Jul-18	17-Jul-18
		URUZGAN	SHAHID-E-HASSA	1	08-Jul-18	08-Jul-18
	PAK	KHYBER PAKHTUNKHV	BAJOUR	1	01-Sep-18	01-Sep-18
		BALOCHSITAN	DUKKI	1	15-Apr-18	15-Apr-18
Total			4	15-Apr-18	01-Sep-18	



**World Health Organization – Regional Office for Eastern Mediterranean
AFP SURVEILLANCE**

Week 29, ending 21 July 2019

Table 5: Laboratory investigation of AFP cases

21-Jul-19

Number 1085

Country	Polio laboratories Sequencing performed by CDC and RIVM laboratories	AFP cases with specimens	Preliminary virus isolation results of AFP cases						Poliovirus intratypic differentiation results #									Indicators				Latest report Date					
			Ref for ITD		NPEV only	Negative	Pending		Type 1			Type 2			Type 3			Discordant pending sequence	NPEV by PCR	Non-EV	Pending ITD		% specimens positive for NPEV*	% AFP cases with culture results within 14 days	% AFP cases with ITD results within 7 days	% AFP cases with ITD results within 45 days of onset**	
			L20B+	L20B+/NPEV			received < / = 14 days	received > 14 days ago	Wild	Sabin	VDPV	Wild	Sabin	VDPV	Wild	Sabin	VDPV										
Afghanistan	RRL Pakistan	2022	131	18	290	1450	133		9	95						100		1			1	14%	99%	100%	98%		
Bahrain	PNL Oman																										
Djibouti	NPL Kenya	1					1																				
Egypt***	RRL Egypt	698	30	3	51	560	52	2		14						19		5	2			8%	95%	100%	99%		
Iran	NPL Iran	521	7		7	483	23	1		2						5						3%	100%	100%	99%		
Iraq	PNLIraq, RRL Egypt	600	9		68	458	41	24		4						5						10%	100%	100%	71%		
Jordan	PNL Jordan, RRL Tunisia	82			11	69	2															14%	100%				
Kuwait	RRL Kuwait	31			1	23	2	5														8%	88%		100%		
Lebanon	RRL Egypt	45	1		4	40									1							9%	100%	100%	0%		
Libya	RRL Tunisia	40			1	38		1														1%	100%		100%		
Morocco	PNL Morocco, RRL Tunisia	110	1		2	99	8								1							2%	100%	100%	95%		
Oman	NPL Oman	11			2	7		2														24%	100%		100%		
Pakistan	RRL Pakistan	7013	319	36	915	5362	358	11	43	192					202		4	1				11%	100%	99%	97%		
Palestine & UNRWA		33			4	24	4	1														14%	42%		100%		
Qatar	NPL Oman	2				2																0%	100%		100%		
Saudi Arabia	PNL Saudi Arabia, NPL Oman	135	4			123		8							4							1%	95%	100%	100%		
Somalia	NPL Kenya	203	7		38	139	6	13	3				3		2				1			21%	16%		99%		
Sudan	PNL Sudan, RRL Egypt	271	3		28	154	35	51		1					2							12%	78%	100%	25%		
Syria	PNL Syria, RRL Tunisia	204	12		9	172	11			5					9							6%	100%	100%	50%		
Tunisia	RRL Tunisia	32			3	21		8														14%	100%		100%		
U.A.E	NPL Oman	17			3	14																18%	100%		53%		
Yemen	RRL Egypt																										
Total EMR 2019		12071	524	57	1437	9238	676	127	52	316			3		350		1	9	3	2		11%	97%	99%	98%		
Total EMR 2018		20746	902	90	3513	16219		18	29	590	3	6#	6		628	7#		22	1	3		16%	94%	95%	97%		

* Specimens from all sources including non-AFP cases, excluding environmental samples

Somalia in 2018 has a total of 12 cVDPV cases (5 cVDPV2, 6 cVDPV3 & 1 coinfection cVDPV2&cVDPV3)

** This indicator reflects surveillance and laboratory activities



**World Health Organization – Regional Office for Eastern Mediterranean
AFP SURVEILLANCE**

Week 29, ending 21 July 2019

Table 6: Environmental isolate by year and type

COUNTRY / YEAR	WILD	WILD & VDPV2	VDPV2	VDPV3	NEGATIVE FOR WPV	PENDING	TOTAL
AFG							
2016	2				183		185
2017	42				274		316
2018	83				253		336
2019	26				102		128
PAK							
2016	60	3	5		462		530
2017	106	1	4		523		634
2018	139				534		673
2019	168				201	24	393
EGY							
2016			1		528		529
2017					522		522
2018					540		540
2019					329	50	379
IRN							
2017					6		6
2018					54		54
2019	3				36	3	42
JOR							
2016					2		2
2017					32		32
2018					36		36
2019					18	2	20
LEB							
2016					4		4
2017					27		27
2018					45		45
2019					22	2	24
SOM							
2017			2		34		36
2018			20	12	181		213
2019			1		27	4	32
SUD							
2018					15		15
2019					23	7	30
SYR							
2017					4		4
2018					102		102
2019					80	15	95
TOTAL	629	4	33	12	5199	107	5984

Table 7: Environmental WPV/VDPV isolate by province, 2019

21-Jul-19
Number 1085

COUNTRY / YEAR	WPV count	Most recent isolate
AFG	26	24-Jun-19
WILD	26	24-Jun-19
HILMAND	6	25-Apr-19
KANDAHAR	15	24-Jun-19
NANGARHAR	5	23-Mar-19
PAK	168	3-Jul-19
WILD	168	3-Jul-19
BALUCHISTAN	31	2-Jul-19
FATA	6	28-May-19
ISLAMABAD	2	2-May-19
KPAKHTUNKHWA	22	27-Jun-19
PUNJAB	41	19-Jun-19
SINDH	66	3-Jul-19
IRN	3	20-May-19
WILD	3	20-May-19
S & B	3	20-May-19
SOM	1	3-Feb-19
VDPV2	1	3-Feb-19
BANADIR	1	3-Feb-19
TOTAL	198	3-Jul-19

Figure 1: Non Polio AFP Rate and Wild Virus in EMR 01/01/2019 - 21/07/2019

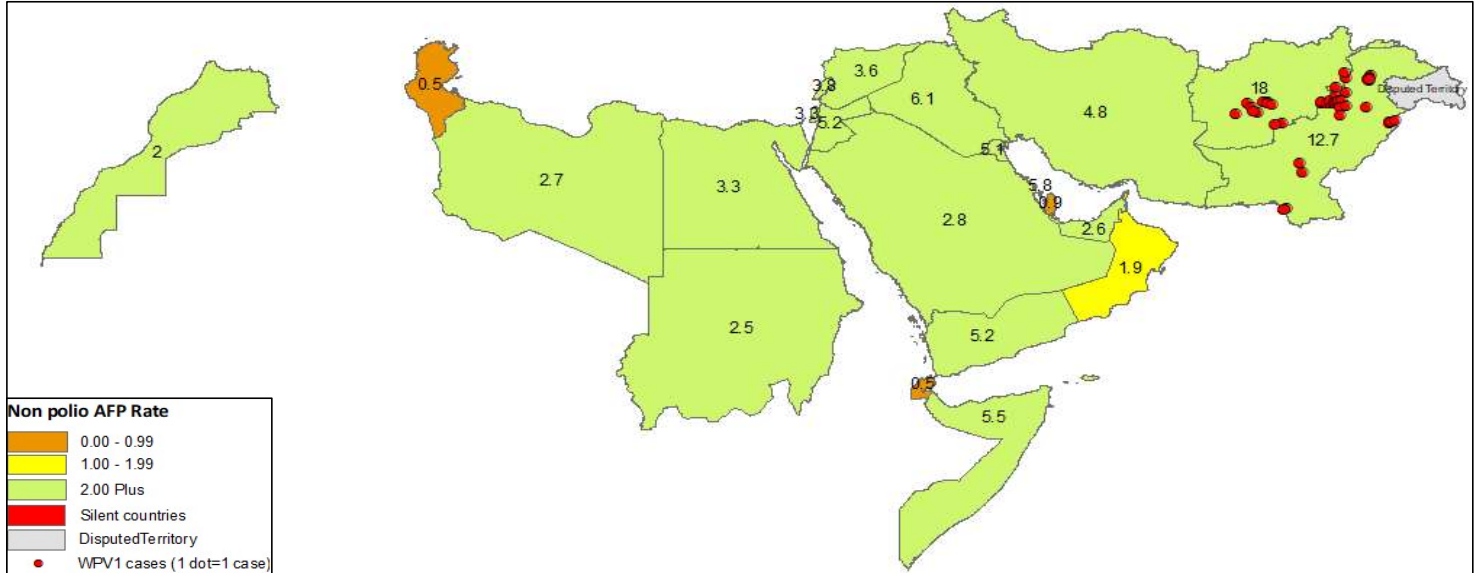


Figure 2: Percent of AFP cases with Adequate Samples & Compatible Cases in EMR 01/01/2019 - 21/07/2019

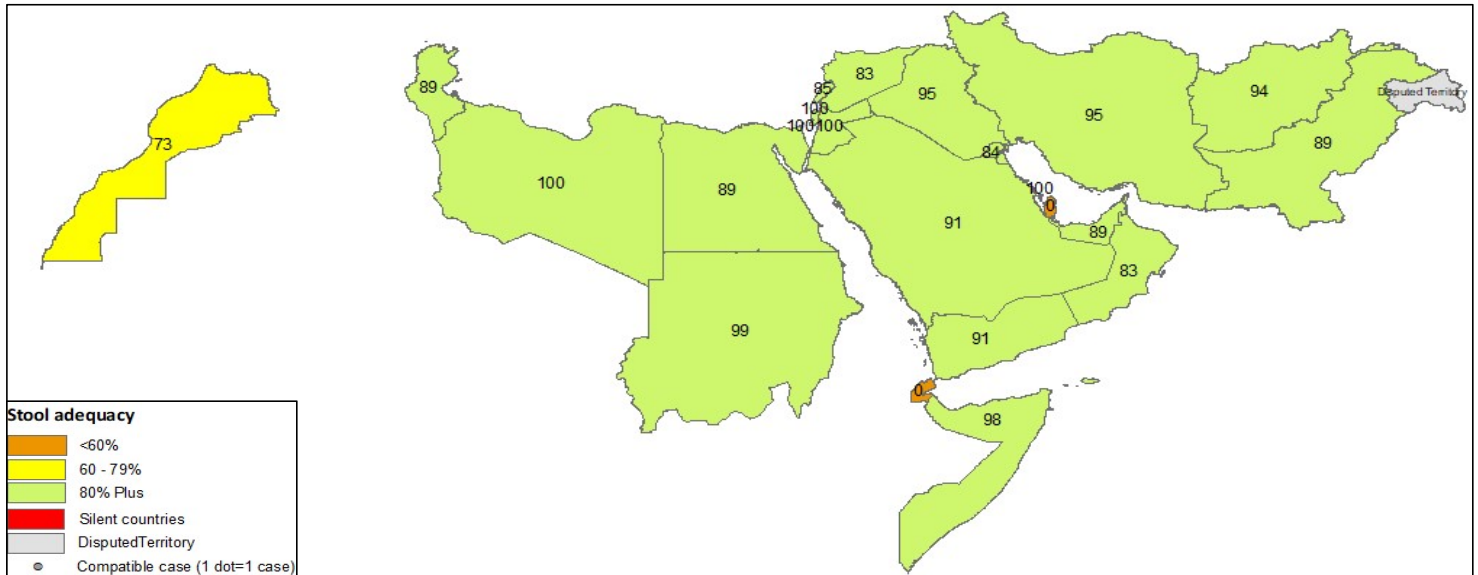


Table 8: Wild polio cases by country and date of onset of paralysis in EMR, 2018 - 2019

COUNTRY / YEAR	CASES	FIRST CASE	LAST CASE
AFG	32	1-Jan-18	5-Jun-19
2018	21	1-Jan-18	6-Nov-18
2019	11	4-Jan-19	5-Jun-19
PAK	57	8-Mar-18	1-Jul-19
2018	12	8-Mar-18	31-Dec-18
2019	45	15-Jan-19	1-Jul-19

Last reported wild Polio P3 from Pakistan with date of onset 18/04/2012

**World Health Organization – Regional Office for Eastern Mediterranean
AFP SURVEILLANCE
Week 29, ending 21 July, 2019**

21-Jul-19 Number 1085

Figure 3: Non Polio AFP rate by Province in Afghanistan & by District in Pakistan
01/01/2019 - 21/07/2019

Figure 4: Percent of AFP cases with Adequate Samples in Afghanistan by Province & Pakistan by District 01/01/2019 - 21/07/2019

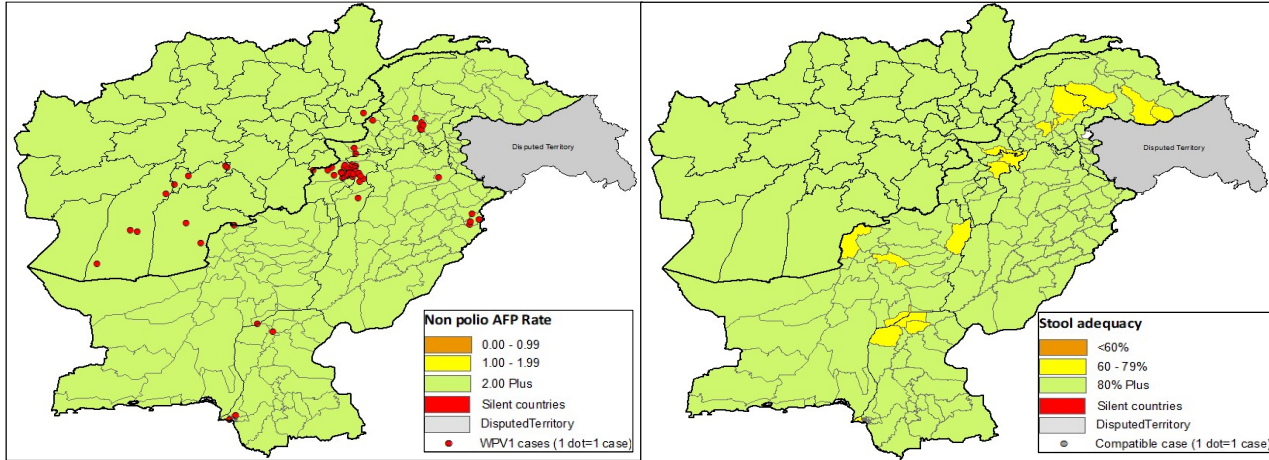
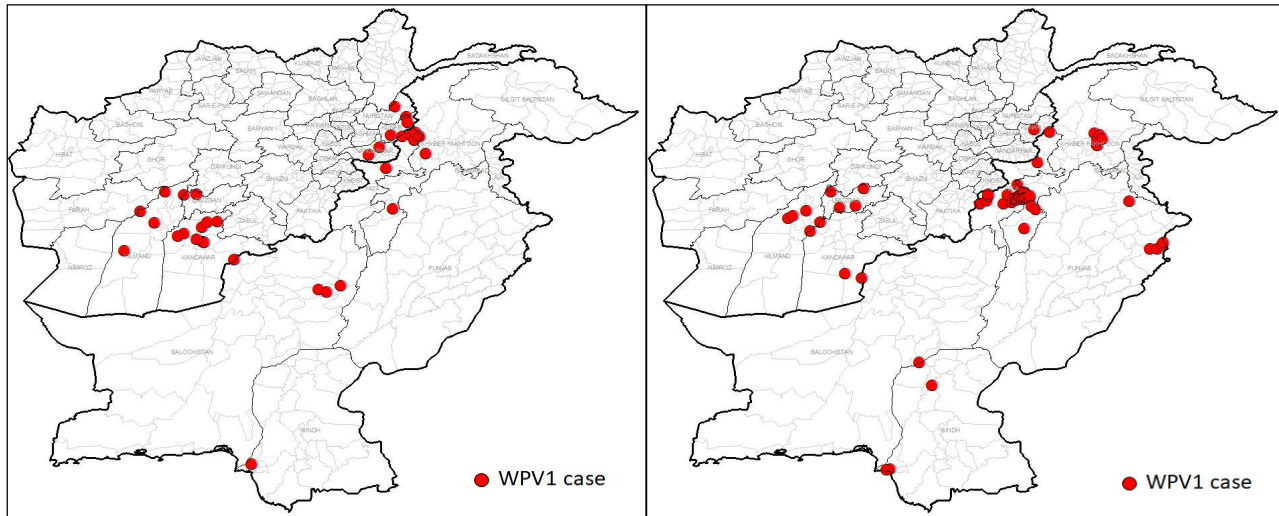


Figure 5: Wild Virus Cases by Type & District in Afghanistan & Pakistan

5(a) 01/01/2018 - 31/12/2018

5(b) 01/01/2019 - 21/07/2019





World Health Organization – Regional Office for Eastern Mediterranean

AFP SURVEILLANCE

Week 29, ending 21 July 2019

21-Jul-19

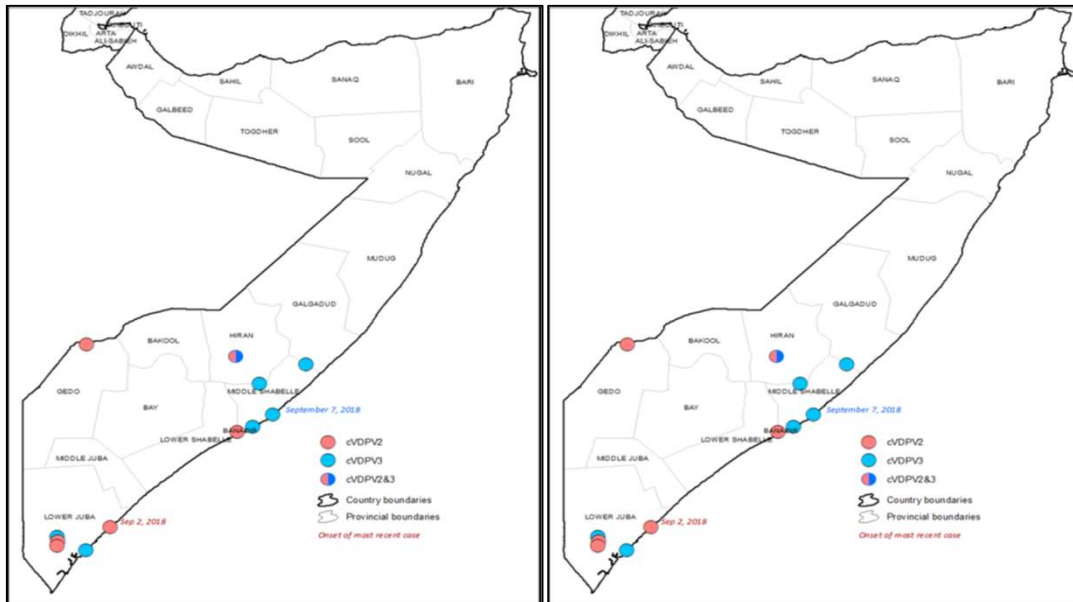
Number 1085

COUNTRY	YEAR	PROVINCE	DISTRICT	cVDPV2			cVDPV3			
				Count	First Case	Last Case	Count	First Case	Last Case	
SOM	2019	BARI	BOSSASO	1	08-May-19	08-May-19				
		TOGDHER	BUHODLE	1	21-Apr-19	21-Apr-19				
		SOOL	LAS ANOD	1	15-Mar-19	15-Mar-19				
	Total 2019				3	15-Mar-19	8-May-19			
	2018	LOWER JUBA	JAMAAME WEST	1	02-Sep-18	02-Sep-18				
			KISMAYO	2	29-Jul-18	30-Jul-18	2	4-Jul-18	27-Jul-18	
		MIDDLE SHABELLE	RUNINGOD				1	07-Sep-18	07-Sep-18	
			MAHADAY				1	29-Jun-18	29-Jun-18	
			WARSHEIKH				2	16-May-18	23-May-18	
		BANADIR	DANYILE	1	10-Jul-18	10-Jul-18				
HIRAN	BULO BURTI	1	11-May-18	11-May-18	1	11-May-18	11-May-18			
GEDO	DOLO	1	26-May-18	26-May-18						
Total 2018				6	11-May-18	2-Sep-18	7	11-May-18	7-Sep-18	

Figure 6: Somalia cVDPV cases by type and district

6(a) 01/01/2018 - 31/12/2018

6(a) 01/01/2019 - 21/07/2019





**Circulating VDPV cases and date of onset of paralysis in EMR countries by districts
2018-2019**

Year	COUNTRY	PROVINCE	DISTRICT	cVDPV2			cVDP3		
				Count	First Case	Last Case	Count	First Case	Last Case
2018	SOM	MIDDLE SHABELLE	RUNINGOD				1	07-09-18	07-09-18
			MAHADAY				1	29-06-18	29-06-18
			WARSHEIKH				2	16-05-18	23-05-18
		LOWER JUBA	JAMAAME WEST	1	02-09-18	02-09-18			
			KISMAYO	2	29-07-18	30-07-18	2	24-06-18	27-07-18
		BANADIR	DAYNILE	1	10-07-18	10-07-18			
		GEDO	DOLO	1	26-05-18	26-05-18			
SOM Total				5	26-05-18	02-09-18	6	16-05-18	07-09-18
2018 Total				5	26-05-18	02-09-18	6	16-05-18	07-09-18
2019	SOM	BARI	BOSSASO	1	08-05-19	08-05-19			
			TOGDHER	1	21-04-19	21-04-19			
			SOOL	1	15-03-19	15-03-19			
		SOM Total				3	15-03-19	08-05-19	
2019 Total				3	15-03-19	08-05-19			