

## Highlights of Polio Fax Bulletin No. 1091 for Week 35 2019

### I. Poliovirus Transmission

1. **Endemic countries (PAKISTAN & AFGHANISTAN):** Two new wild poliovirus type-1 (WPV1) cases reported this week from Afghanistan. No new positive environmental samples reported.

a. *Human samples:* Two new WPV1 cases reported this week from Afghanistan. Total WPV1 cases in 2019 to date are 73 (15 from Afghanistan and 58 from Pakistan). This compares with 21 cases in 2018 in the same period (Afghanistan – 16 and Pakistan – 5).

- Afghanistan: Two new WPV1 cases were reported this week and their details are as follows:

- Case (1): The first case was reported from Tirinkot district, Uruzgan province, with date of onset 20 June 2019. The case is a 30-month old male child. The child received reportedly a total of 6 OPV doses - out of which 2 doses were from routine and 4 from supplementary immunization activities (SIAs).

- Case (2): The second case was reported from Chora district, Uruzgan province, with date of onset 23 July 2019. The case is a 6-month old male child. The child received reportedly one OPV dose from SIAs and none from routine.

In 2019 to date, 15 WPV1 cases are reported. They include seven cases from Uruzgan province, five cases from Hilmand province, two from Kandahar province and one from Kunar province. The most recent case has onset of paralysis on 23 July 2019.

- Pakistan:

In 2019 to date, 58 WPV1 cases are reported from Pakistan. They include 34 from Khyber Pakhtunkhwa (KP) province, 10 from KP Tribal Districts (KPTD), 5 each from Punjab and Sindh provinces and 4 from Balochistan province. The most recent case has onset of paralysis on 5 August 2019.

*Environmental samples:* No new WPV1 positive environmental samples were reported this week.

- Afghanistan: In 2019 to date, there are 29 positive environmental samples with most recent positive sample collected on 24 July 2019.
- Pakistan: In 2019 to date, there are 189 positive environmental samples with most recent positive sample collected on 28 July 2019.

### 2. Outbreak response countries

SOMALIA: No new cVDPV2 or cVDPV3 isolates from human or environmental samples were reported this week.

- In 2019 to date, Somalia has reported three cVDPV2 cases. The most recent reported case has date of onset of paralysis on 8 May 2019.
- In addition, cVDPV2 was isolated from healthy child sample collected during community sampling on 25 May 2019. aVDPV2 was isolated from an environmental sample on 3 February 2019.
- In 2018: Somalia has reported a total of 12 cases due to cVDPVs, which include 5 due to cVDPV2, 6 due to cVDPV3 and 1 due to co-infection of cVDPV2 and cVDPV3. The last cVDPV3 was isolated from a sewage sample from Mogadishu collected on 23 August 2018.

## II. Surveillance performance indicators

In 2019, 18 of 22 member states are meeting the global target of both key surveillance indicators, namely non polio AFP rate of 2 per 100,000 children aged below 15 years and percent AFP cases with adequate specimen 80% and above.

- Djibouti has a non-polio AFP rate of 0.8 and percentage of AFP cases with adequate stool specimens of 50%.
- Morocco has a percentage of AFP cases with adequate stool specimens of 77.5%.
- Qatar has a non-polio AFP rate of 1.7 and percentage of AFP cases with adequate stool specimens of 75%.
- Tunisia has a percentage of AFP cases with adequate stool specimens of 75%.
- In Yemen there are AFP cases pending final classification more than 90 days due to delayed lab results because of delay shipment of specimens to reference polio laboratories.

## AFP SURVEILLANCE

2-Sep-19

Week 35, ending 01 September 2019

Number 1091

Table 1: Acute Flaccid Paralysis (AFP) cases by week of onset

Country	Reported AFP cases by week of onset - Week (35/19) / Ending on : 01/09/2019														
	Total AFP 2017	Total AFP 2018	Total AFP to date, 2019	W24 16 Jun 19	W25 23 Jun 19	W26 30 Jun 19	W27 07 Jul 19	W28 14 Jul 19	W29 21 Jul 19	W30 28 Jul 19	W31 04 Aug 19	W32 11 Aug 19	W33 18 Aug 19	W34 25 Aug 19	W35 01 Sep 19
Afghanistan	3094	3378	2510	87	87	83	78	75	81	67	78	37	73	66	6
Bahrain	18	35	11	1	0	0	0	0	1	0	0	0	0	0	
Djibouti	4	0	2	0	0	1	0	0	0	0	0	1	0	0	
Egypt	1242	1246	853	36	29	20	33	28	23	28	15	7	23	28	1
Iran	820	896	626	13	16	15	20	19	25	16	15	17	14	1	
Iraq	699	1023	699	30	27	21	30	18	22	22	12	6	14	11	1
Jordan ****	116	115	88	2	2	3	0	2	1	1	0	0	2	2	0
Kuwait	69	72	25	1	2	1	1	0	0	0	0	0	0	0	0
Lebanon ****	80	95	56	2	1	0	1	2	2	2	2	1	0	1	
Libya	88	122	56	2	0	1	0	1	3	2	1	1	3	5	
Morocco	143	212	129	5	5	3	3	4	7	3	1				
Oman	40	28	14	0	1	0	1	0	0	0	0	0	1	1	
Pakistan	10319	12276	9035	338	329	272	315	318	288	289	233	223	228	131	1
Palestine ****	43	44	37	1	2	0	1	5	0	1	1	0	0	0	
Qatar	18	10	4	0	0	0	0	0	1	0	0	1	0	0	0
Saudi Arabia	276	241	128	1	1	1	0	0	0	0					
Somalia	345	353	242	9	6	8	8	7	9	8	3	7	4	3	0
Sudan	570	579	341	12	19	11	10	24	8	14	7	4	9	13	
Syria ****	362	362	246	9	5	4	8	12	7	6	5	2	2	2	
Tunisia	67	68	48	2	3	0	3	0	2	2	0	1	0		
U.A.E	58	40	25	0	0	0	1	2	0	1	1	0	1	0	0
Yemen	713	730	497	17	15	19	28	26	12	8	14	8	11	3	1
<b>Total EMR</b>	<b>19184</b>	<b>21925</b>	<b>15672</b>	<b>568</b>	<b>550</b>	<b>463</b>	<b>541</b>	<b>543</b>	<b>492</b>	<b>470</b>	<b>388</b>	<b>316</b>	<b>385</b>	<b>267</b>	<b>10</b>

No data = No report received

Table 2: Confirmed polio cases by month of onset

Country	Total year 2017	Total year 2018	01/09		Confirmed polio cases by month of onset											
			2018	2019	October 2018	November 2018	December 2018	January 2019	February 2019	March 2019	April 2019	May 2019	June 2019	July 2019	August 2019	September 2019
Afghanistan	14	21	16	15	2	1	0	2	1	3	1	5	1	2		
Bahrain	0	0	0	0	0	0	0									
Djibouti	0	0	0	0	0	0	0	0	0	0	0	0	0	0		
Egypt	0	0	0	0	0	0	0	0	0	0	0	0	0	0		
Iran	0	0	0	0	0	0	0	0	0	0	0	0	0	0		
Iraq	0	0	0	0	0	0	0	0	0	0	0	0	0	0		
Jordan ****	0	0	0	0	0	0	0	0	0	0	0	0	0	0		
Kuwait	0	0	0	0	0	0	0	0	0	0	0	0	0	0	0	
Lebanon ****	0	0	0	0	0	0	0	0	0	0	0	0	0	0		
Libya	0	0	0	0	0	0	0	0	0	0	0	0	0	0		
Morocco	0	0	0	0		0	0	0				0				
Oman	0	0	0	0		0	0	0				0				
Pakistan	8	12	5	58	1	0	4	4	2	0	11	11	16	12	2	
Palestine ****	0	0	0	0	0	0	0		0	0	0	0	0	0		
Qatar	0	0	0	0	0	0	0	0	0	0	0	0	0	0		
Saudi Arabia	0	0	0	0	0	0	0	0	0					0		
Somalia	0	0	0	0	0	0	0	0	0	0	0	0	0	0		
Sudan	0	0	0	0	0	0	0	0	0	0	0	0	0	0		
Syria ****	0	0	0	0	0	0	0	0	0	0	0	0	0	0		
Tunisia	0	0	0	0	0	0	0	0	0	0	0	0	0	0		
U.A.E	0	0	0	0	0	0	0	0	0	0	0	0	0	0		
Yemen	0	0	0	0												
<b>Total EMR</b>	<b>22</b>	<b>33</b>	<b>21</b>	<b>73</b>	<b>3</b>	<b>1</b>	<b>4</b>	<b>6</b>	<b>3</b>	<b>3</b>	<b>12</b>	<b>16</b>	<b>17</b>	<b>14</b>	<b>2</b>	<b>0</b>

\*\*\*\* UNRWA cases are included with those of country of residence

## World Health Organization – Regional Office for Eastern Mediterranean

## AFP SURVEILLANCE

Week 35, ending 01 September 2019

2-Sep-19  
Number 1091

Table 3: Investigation of AFP cases with paralysis onset in 2018 &amp; 2019 up to Week (35/19) / Ending on : 01/09/2019

COUNTRY	2018												2019												Latest line List Date		
	AFP										Specimen	Wild cases ****		AFP										Specimen		Wild cases ****	
	Total AFP cases onset 2018	Case classification					Non polio AFP rate **	AFP cases pending classification > 90 days from onset of paralysis	AFP cases pending classification and lab > 90 days from onset of paralysis	% with *** adequate specimens	Wild P1 Poliovirus	Wild P3 Poliovirus	Total AFP cases onset 2019	Case classification					Annualized Non polio AFP rate **	AFP cases pending classification > 90 days from onset of paralysis	AFP cases pending classification and lab > 90 days from onset of paralysis	% with *** adequate specimens	Wild P1 Poliovirus	Wild P3 Poliovirus			
		Total Confirmed Polio Cases *	Polio Compatible	Pending Classification	Discarded (non polio AFP)	VDPV								Total Confirmed Polio Cases *	Polio Compatible	Pending Classification	Discarded (non polio AFP)	VDPV									
Afghanistan	3378	21	0	0	3357	0	16.6	0	0	93.8	21	0	2510	15	0	302	2193	0	18.4	33	3	94.1	15	0	01/09/2019		
Bahrain	35	0	0	0	35	0	12.1	0	0	97.1	0	0	11	0	0	11	0	0	5.7	8	8	100.0	0	0	25/08/2019		
Djibouti	0	0	0	0	0	0	0.0	0	0		0	0	2	0	0	2	0	0	0.8	0	0	50.0	0	0	31/08/2019		
Egypt	1246	0	0	2	1243	1	3.2	2	0	93.2	0	0	853	0	0	114	739	0	3.4	3	0	88.4	0	0	29/08/2019		
Iran	896	0	0	0	894	2	4.6	0	0	97.0	0	0	626	0	0	29	597	0	4.9	0	0	95.8	0	0	31/08/2019		
Iraq	1023	0	0	0	1023	0	6.7	0	0	89.9	0	0	699	0	0	67	632	0	6.8	7	0	94.8	0	0	30/08/2019		
Jordan	115	0	0	0	115	0	4.1	0	0	100.0	0	0	88	0	0	8	80	0	4.7	0	0	100.0	0	0	01/09/2019		
Kuwait	72	0	0	0	72	0	8.1	0	0	90.3	0	0	25	0	0	0	25	0	4.2	0	0	84.0	0	0	01/09/2019		
Lebanon	95	0	0	4	91	0	5.1	4	1	92.6	0	0	56	0	0	9	47	0	4.5	5	0	89.3	0	0	29/08/2019		
Libya	122	0	0	0	122	0	4.9	0	0	96.7	0	0	56	0	0	11	45	0	3.3	0	0	98.2	0	0	31/08/2019		
Morocco	212	0	0	1	211	0	2.4	1	0	77.8	0	0	129	0	0	56	73	0	2.2	34	10	77.5	0	0	02/08/2019		
Oman	28	0	0	0	28	0	3.2	0	0	92.9	0	0	14	0	0	2	12	0	2.2	0	0	92.9	0	0	28/08/2019		
Pakistan	12276	12	1	0	12263	0	15.7	0	0	87.0	12	0	9035	58	0	1054	7923	0	17.2	143	0	89.0	58	0	01/09/2019		
Palestine	44	0	0	0	44	0	2.3	0	0	90.9	0	0	37	0	0	12	25	0	2.9	0	0	100.0	0	0	25/08/2019		
Qatar	10	0	0	0	10	0	2.8	0	0	100.0	0	0	4	0	0	3	1	0	1.7	1	0	75.0	0	0	01/09/2019		
Saudi Arabia	241	0	0	0	241	0	3.0	0	0	95.9	0	0	128	0	0	46	82	0	2.4	42	6	90.6	0	0	01/08/2019		
Somalia	353	0	0	0	341	12	5.5	0	0	97.7	0	0	242	0	0	21	218	3	5.7	0	0	96.3	0	0	01/09/2019		
Sudan	579	0	0	0	579	0	3.2	0	0	97.2	0	0	341	0	0	35	306	0	2.8	3	3	97.7	0	0	29/08/2019		
Syria	362	0	0	0	362	0	4.7	0	0	87.3	0	0	246	0	0	11	235	0	4.8	0	0	86.2	0	0	31/08/2019		
Tunisia	68	0	0	0	68	0	2.6	0	0	80.9	0	0	48	0	0	3	44	1	2.6	0	0	75.0	0	0	23/08/2019		
U.A.E	40	0	0	0	40	0	3.2	0	0	97.5	0	0	25	0	0	9	16	0	3.0	3	0	84.0	0	0	01/09/2019		
Yemen	730	0	0	140	590	0	5.2	140	129	91.6	0	0	497	0	0	398	99	0	5.3	228	204	89.9	0	0	31/08/2019		
EMR	21925	33	1	147	21729	15	8.7	147	130	89.8	33	0	15672	73	0	2203	13392	4	9.4	510	234	90.6	73	0			
2017	19179	22	3	72	19006	76	7.7	72	58	88.9	22	0															

\* Confirmed polio cases refer to wild isolation from AFP cases or from contacts of negative index AFP cases

\*\* Non-polio AFP per 100,000 children &lt;15 years

\*\*\* Adequate here refers to two stool specimens collected at least 24 hours apart, within 14 days of paralysis onset and specimens received in the lab in Good Condition

\*\*\*\* AFP cases co infected with P1 and P3 are counted separately as wild isolates

World Health Organization – Regional Office for Eastern Mediterranean  
AFP SURVEILLANCE  
Week 35, ending 01 September 2019

2-Sep-19  
Number 1091

Table 4 (a): Lab results of contacts' samples in EMR, 2018 - 2019

COUNTRY	2018						2019					
	# OF CONTACTS	LAB RESULTS					# OF CONTACTS	LAB RESULTS				
		WILD	VDPV	SL	NPEV	PENDING		WILD	VDPV	SL	NPEV	PENDING
AFG	1009	4	0	52	217	0	789	4	0	29	132	91
BAH	2	0	0	0	0	0	0	0	0	0	0	0
DJI	0	0	0	0	0	0	0	0	0	0	0	0
EGY	495	0	0	11	58	17	342	0	0	7	33	35
IRN	145	0	0	3	6	0	107	0	0	2	4	0
IRQ	811	0	0	22	93	9	386	0	0	7	12	31
JOR	0	0	0	0	0	0	0	0	0	0	0	0
KUW	0	0	0	0	0	0	0	0	0	0	0	0
LEB	229	0	0	3	16	22	22	0	0	0	3	0
LIB	1	0	0	0	0	0	3	0	0	0	0	0
MOR	161	0	0	0	9	9	49	0	0	1	0	19
OMA	70	0	0	2	16	0	23	0	0	1	8	0
PAK	4200	3	0	207	882	0	3333	6	0	144	539	235
PAL	0	0	0	0	0	0	0	0	0	0	0	0
QAT	0	0	0	0	0	0	0	0	0	0	0	0
SAA	5	0	0	0	0	5	0	0	0	0	0	0
SOM	1051	0	10	49	133	0	733	0	1	19	85	69
SUD	350	0	0	3	24	88	234	0	0	0	15	57
SYR	670	0	0	8	17	0	527	0	0	10	26	18
TUN	1	0	0	0	0	0	13	0	0	0	2	0
UAE	0	0	0	0	0	0	0	0	0	0	0	0
YEM	1558	0	0	0	0	1459	308	0	0	0	0	309
<b>EMR</b>	<b>10758</b>	<b>7</b>	<b>10</b>	<b>360</b>	<b>1471</b>	<b>1609</b>	<b>6869</b>	<b>10</b>	<b>1</b>	<b>220</b>	<b>859</b>	<b>864</b>

Table 4 (B): Most recent wild contacts in EMRO, 2018 - 2019

Year	Country	Data	
		Count of wild contacts	Date of Most Recent stool collection
2019	Afghanistan	4	20/Jun/19
	Pakistan	6	21/Jul/19
<b>2019 Total</b>		<b>10</b>	<b>21/Jul/19</b>
2018	Afghanistan	4	7/Aug/18
	Pakistan	3	12/Oct/18
<b>2018 Total</b>		<b>7</b>	<b>12/Oct/18</b>

Table 4 (C): Number and distribution by district of -ve index AFP cases identified as wild positive by contact in EMR, 2018-2019

YEAR	COUNTRY	PROVINCE	DISTRICT	COUNT	First case	Last case
2019	AFG	HILMAND	MUSAQALAH	1	05-Jun-19	05-Jun-19
		HILMAND	SANGIN	1	06-Mar-19	06-Mar-19
	PAK	BALOCHSITAN	KILLABDULLAH	1	02-Jul-19	02-Jul-19
		KHYBER PAKHTUNKHWA (KP)	LAKKIMRWT	1	27-May-19	27-May-19
		KHYBER PAKHTUNKHWA (KP)	TORGHAR	1	25-May-19	25-May-19
<b>2019 Total</b>				<b>5</b>	<b>06-Mar-19</b>	<b>02-Jul-19</b>
2018	AFG	NANGARHAR	PACHIERAGAM	1	17-Jul-18	17-Jul-18
		URUZGAN	SHAHID-E-HASSA	1	08-Jul-18	08-Jul-18
	PAK	KHYBER PAKHTUNKHWA TRIBAL DISTRICTS (KPTD)	BAJOUR	1	01-Sep-18	01-Sep-18
		BALOCHSITAN	DUKKI	1	15-Apr-18	15-Apr-18
<b>2018 Total</b>				<b>4</b>	<b>15-Apr-18</b>	<b>01-Sep-18</b>

World Health Organization – Regional Office for Eastern Mediterranean  
AFP SURVEILLANCE

Week 35, ending 01 September 2019

2-Sep-19  
Number 1091

**Table 5: Laboratory investigation of AFP cases with paralysis onset in 2019 up to Week (35/2019) / Ending on : (01/09/2019)**

Country	Polio laboratories  (Nucleotide Sequencing performed by EGY, PAK, TUN, CDC and RIVM laboratories)	AFP cases with specimens	Preliminary virus isolation results of AFP cases						Poliovirus intratypic differentiation results #											Indicators				Latest report Date		
			Referred for ITD		NPEV only	Negative	Pending		Type 1			Type 2			Type 3		Discordant pending sequence	NPEV by PCR	Non-EV	Pending ITD	% specimens positive for NPEV*	% AFP cases with culture results within 14 days	% AFP cases with ITD results within 7 days		% AFP cases with ITD results within 45 days of onset**	
			L20B+	L20B+INPEV			received < / = 14 days	received > 14 days ago	Wild	Sabin	VDPV	Wild	Sabin	VDPV	Wild	Sabin										VDPV
Afghanistan	RRL Pakistan	2461	167	21	365	1713	135	60	13	125						119		1	1		3	14%	97%	99%	98%	01/09/2019
Bahrain	NPL Oman / CDC																									26/08/2019
Djibouti	NPL Kenya / CDC	2					2																			31/08/2019
Egypt***	RRL Egypt	821	31	3	73	659	37	18	14						19				6	2		9%	95%	100%	99%	29/08/2019
Iran	NPL Iran / CDC	645	9		11	588	33	4	2						6			1				3%	100%	100%	99%	31/08/2019
Iraq	RRL Egypt	713	11		83	556	41	22	5						8							11%	100%	100%	73%	29/08/2019
Jordan	NPL Jordan / RRL EGYPT	88			12	75	1	1														14%	100%			01/09/2019
Kuwait	RRL Kuwait / RIVM	31			2	25		4														8%	85%		100%	01/09/2019
Lebanon	NPL Jordan / RRL EGYPT	55	1		5	46	3								1							10%	100%	100%	0%	01/09/2019
Libya	RRL Tunisia / RIVM	48			1	47																1%	98%		98%	21/08/2019
Morocco	NPL Morocco / RRL Tunisia	122	1		2	112		7							1							2%	100%	100%	96%	09/08/2019
Oman	NPL Oman / CDC	14			2	9	2	1														21%	100%		100%	26/08/2019
Pakistan	RRL Pakistan	8881	359	41	1333	6483	538	127	55	211						221			5	1	3	14%	96%	99%	97%	01/09/2019
Palestine & UNRWA		37			6	30		1														17%	38%		100%	25/08/2019
Qatar	NPL Oman / CDC	4				3	1															0%	100%		100%	26/08/2019
Saudi Arabia	NPL Saudi Arabia / CDC	135	4			123		8								4						1%	95%	100%	100%	08/07/2019
Somalia	NPL Kenya / CDC	242	11		47	163	6	15	4			3	3		4							21%	16%		99%	01/09/2019
Sudan	NPL Sudan / RRL Egypt	315	5		47	249	7	7	1						2							13%	55%	100%	25%	25/08/2019
Syria	NPL Syria / RRL Egypt	239	12		11	209	7		5						9							6%	100%	100%	50%	29/08/2019
Tunisia	RRL Tunisia	44			3	39	2															9%	100%		98%	21/08/2019
U.A.E	NPL Oman / CDC	17			3	14																18%	100%		53%	26/08/2019
Yemen	NPL Kenya / CDC																									31/08/2019
<b>Total EMR 2019</b>		14914	611	65	2006	11143	813	277	68	367			3	3	394		2	12	3	6	12%	95%	99%	97%		
<b>Total EMR 2018</b>		20746	902	90	3513	16220		17	29	590	3		6	6 #	628	7 #		22	1	3	14%	92%	99%	97%		
* Specimens from all sources including non-AFP cases, excluding environmental samples									# Somalia in 2018 so far has a total of 12 cVDPV cases (5 cVDPV2, 6 cVDPV3 & 1 coinfection cVDPV2/cVDPV3)																	
** This indicator reflects surveillance and laboratory activities																										

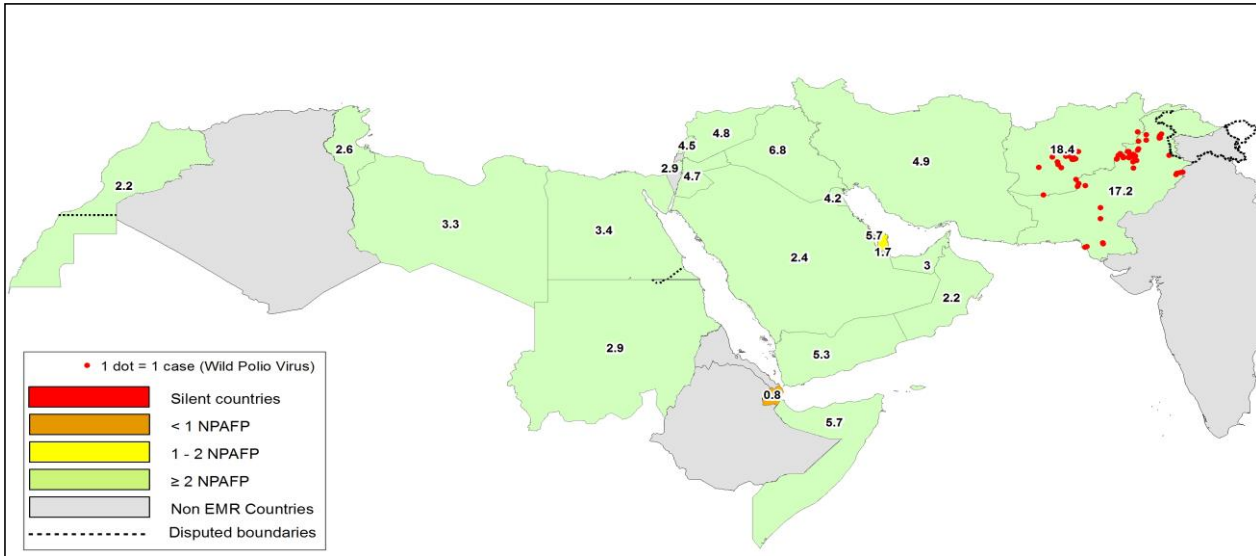
**Table 6: Environmental isolate by year and type**

Country	Status	2015	2016	2017	2018	2019
AFG	NEGATIVE	129	183	274	253	118
	PENDING					2
AFG Total	WILD	20	2	42	83	29
		149	185	316	336	149
EGY	NEGATIVE	493	528	522	540	460
	PENDING	2				56
	VDPV2	3	1			
<b>EGY Total</b>		<b>498</b>	<b>529</b>	<b>522</b>	<b>540</b>	<b>516</b>
IRN	NEGATIVE			6	54	47
	PENDING					3
	WILD					3
<b>IRN Total</b>				<b>6</b>	<b>54</b>	<b>53</b>
JOR	NEGATIVE		2	32	36	21
	PENDING					3
<b>JOR Total</b>			<b>2</b>	<b>32</b>	<b>36</b>	<b>24</b>
LEB	NEGATIVE		4	27	45	26
	PENDING					6
<b>LEB Total</b>			<b>4</b>	<b>27</b>	<b>45</b>	<b>32</b>
PAK	NEGATIVE	347	462	523	534	241
	PENDING					39
	WILD	79	59	105	139	189
	WILD & VDPV2	5	3	1		
	VDPV2	8	5	4		
<b>PAK Total</b>		<b>439</b>	<b>529</b>	<b>633</b>	<b>673</b>	<b>469</b>
SOM	NEGATIVE			34	181	35
	VDPV2			2	20	1
	VDPV3				12	
<b>SOM Total</b>				<b>36</b>	<b>213</b>	<b>36</b>
SUD	NEGATIVE				15	25
	PENDING					10
<b>SUD Total</b>					<b>15</b>	<b>35</b>
SYR	NEGATIVE			4	102	105
	PENDING					12
<b>SYR Total</b>				<b>4</b>	<b>102</b>	<b>117</b>
<b>Grand Total</b>		<b>1086</b>	<b>1249</b>	<b>1576</b>	<b>2014</b>	<b>1431</b>

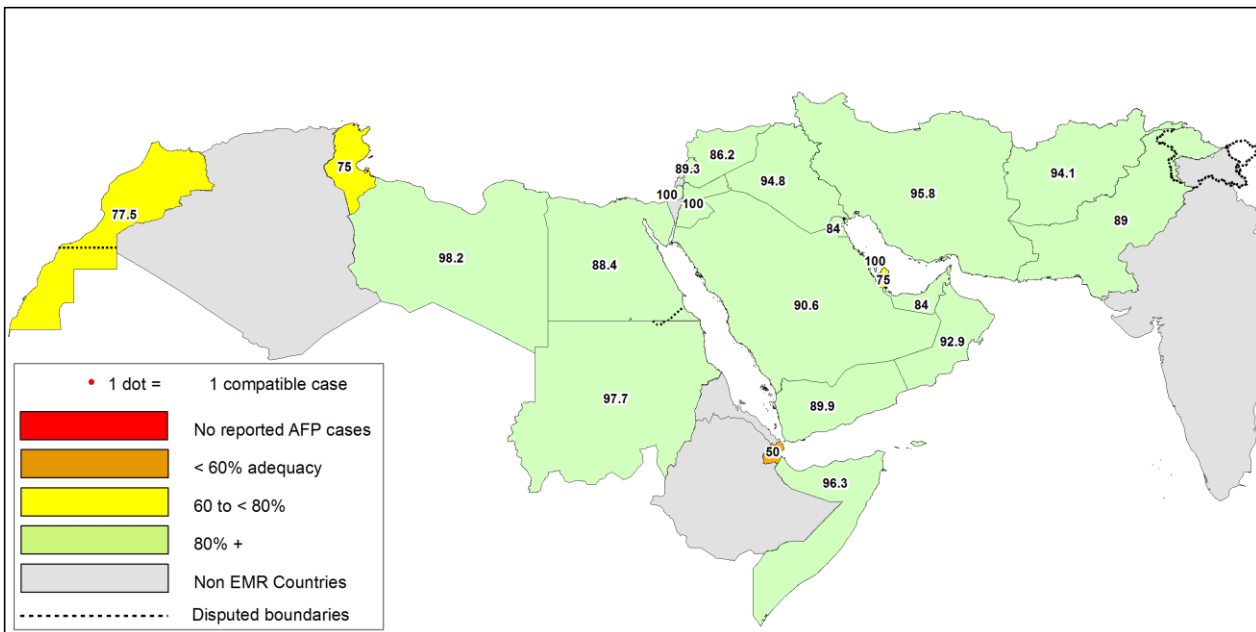
**Table 7: Environmental Wild/VDPV isolate by site**

Country	COUNTRY	Status	PROVINCE	DISTRICT	Count	First date	Last date
2018	AFG	WILD	HILMAND	LASHKARGAH	12	8-Jan	26-Dec
				HERAT	1	25-Jun	25-Jun
				KABUL	3	26-Feb	26-Jun
				KANDAHAR	42	8-Jan	26-Dec
				KHOST	1	25-Sep	25-Sep
				KUNAR	2	24-Apr	25-Sep
				NANGARHAR	3	28-Jan	25-Oct
				JALALABAD	19	27-Jan	26-Dec
				<b>AFG Total</b>	<b>83</b>	<b>8-Jan</b>	<b>26-Dec</b>
				PAK	WILD	BALOCHISTAN	LORALAI
	PISHIN	1	2-Dec				2-Dec
	QUETTA	13	13-Feb				20-Dec
	KABDULAH	8	1-Jan				15-Dec
	ISLAMABAD	7	10-Jan				10-Nov
	PUNJAB	12	11-Jun				18-Dec
	RAWALPINDI	15	10-Jan				14-Dec
	DGKHAN	2	12-Feb				12-Sep
	SINDH	1	9-Feb				9-Feb
	HYDERABAD	3	12-Feb				12-Sep
	JACOBABAD	3	7-Apr				9-Jul
	KAMBAR	2	1-Aug				4-Sep
	KHIBALDIA	15	15-Feb				11-Dec
	KHIGADAP	1	13-Sep				13-Sep
	KHIGIQBAL	1	14-Dec				14-Dec
	KHIKORANGI	3	10-Jan				30-Jul
KHILANDHI	2	1-Jan	3-Sep				
KHISITE	2	8-Feb	9-Nov				
SUKKUR	2	7-Mar	7-Nov				
KHILIAQAT	1	10-Sep	10-Sep				
KHISADDAR	5	19-May	25-Oct				
KP TRIBAL DISTRICTS	2	26-Nov	27-Dec				
WAZIR-S	4	31-Mar	27-Dec				
KHYBER PAKHTOONKHUWA	KOHAT	5	5-Jan	27-Sep			
MARDAN	2	15-Oct	15-Nov				
NOWSHERA	2	18-Sep	18-Oct				
PESHAWAR	23	10-Jan	26-Dec				
<b>PAK Total</b>	<b>139</b>	<b>1-Jan</b>	<b>27-Dec</b>				
SOM	VDPV2	BANADIR	HAMAR WEYN	11	4-Jan	20-Sep	
			HODAN	2	22-Feb	4-Oct	
			WABERI	7	1-Mar	11-Oct	
			WABERI	6	11-Feb	5-Apr	
VDPV3	BANADIR	HODAN	1	1-Feb	1-Feb		
		WABERI	5	8-Mar	23-Aug		
<b>SOM Total</b>	<b>32</b>	<b>4-Jan</b>	<b>11-Oct</b>				
<b>2018 Total</b>				<b>254</b>	<b>1-Jan</b>	<b>27-Dec</b>	
2019	AFG	WILD	HILMAND	LASHKARGAH	4	23-Feb	24-Jul
				NAHR-E-SARAJ	3	6-Jan	26-Jan
				KANDAHAR	17	6-Jan	24-Jul
				NANGARHAR	5	26-Jan	23-Mar
				<b>AFG Total</b>	<b>29</b>	<b>6-Jan</b>	<b>24-Jul</b>
	PAK	WILD	BALOCHISTAN	KHUZDAR	1	20-Mar	20-Mar
				LORALAI	1	17-Mar	17-Mar
				PISHIN	3	2-Feb	2-Jul
				QUETTA	20	1-Jan	28-Jul
				KABDULAH	8	1-Jan	19-Apr
				ISLAMABAD	2	12-Apr	2-May
				PUNJAB	3	3-Jan	17-Jul
				FAISALABAD	32	5-Jan	18-Jul
				LAHORE	4	18-Feb	18-Jul
				MULTAN	9	10-Jan	22-Jul
				RAWALPINDI	1	8-Apr	8-Apr
				DGKHAN	2	2-May	3-Jul
				SINDH	7	24-Jan	10-Jul
				HYDERABAD	2	24-Jan	12-Feb
				JACOBABAD	3	7-Mar	8-Jul
				KAMBAR	5	2-Jan	11-Jun
				KHIBALDIA	17	8-Jan	12-Jul
				KHIGADAP	5	11-Apr	19-Jun
				KHIGIQBAL	6	18-Feb	17-Jul
				KHIKORANGI	5	19-Feb	18-Jul
KHILANDHI	7	3-Jan	3-Jul				
KHISITE	5	23-Jan	15-May				
SUKKUR	5	7-Feb	8-Jul				
KHILIAQAT	7	7-Jan	10-Jul				
KHISADDAR	5	22-Jan	28-May				
KP TRIBAL DISTRICTS	1	15-Jan	15-Jan				
KURRAM	6	28-Jan	27-Jun				
KHYBER PAKHTOONKHUWA	BANNU	4	8-Jan	11-Jun			
DIKHAN	1	27-Feb	27-Feb				
KOHAT	4	16-Mar	15-Jun				
MARDAN	8	11-Jan	10-Jul				
PESHAWAR	189	1-Jan	28-Jul				
<b>PAK Total</b>	<b>189</b>	<b>1-Jan</b>	<b>28-Jul</b>				
SOM	VDPV2	BANADIR	HODAN	1	3-Feb	3-Feb	
<b>SOM Total</b>				<b>1</b>	<b>3-Feb</b>	<b>3-Feb</b>	
IRN	WILD	S & B	IRANSHAHR	3	22-Apr	20-May	
<b>IRN Total</b>				<b>3</b>	<b>22-Apr</b>	<b>20-May</b>	
<b>2019 Total</b>				<b>222</b>	<b>1-Jan</b>	<b>28-Jul</b>	

**Figure 1: Non Polio AFP Rate and Wild Virus in EMR 01/01/2019 - 01/09/2019**



**Figure 2: Percent of AFP cases with Adequate Samples & Compatible Cases in EMR 01/01/2019 - 01/09/2019**



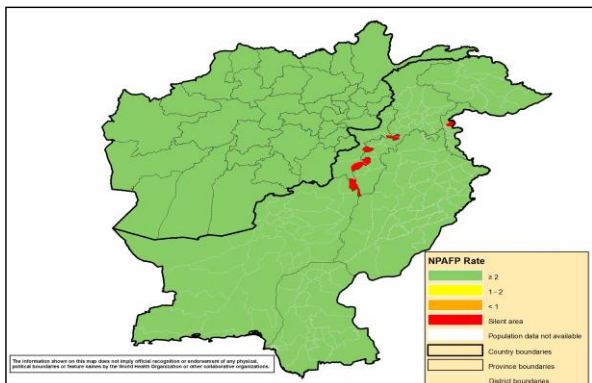
**Table 8: Wild polio cases by country and date of onset of paralysis in EMR, 2018 - 2019**

Year	COUNTRY	Count	First Case	Last Case
2018	AFG	21	1-Jan-18	6-Nov-18
	PAK	12	8-Mar-18	31-Dec-18
<b>2018 Total</b>		<b>33</b>	<b>1-Jan-18</b>	<b>31-Dec-18</b>
2019	AFG	15	4-Jan-19	23-Jul-19
	PAK	58	15-Jan-19	5-Aug-19
<b>2019 Total</b>		<b>73</b>	<b>4-Jan-19</b>	<b>5-Aug-19</b>

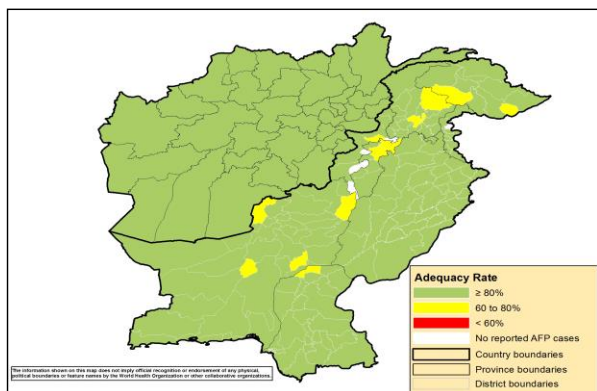
Last reported wild Polio P3 from Pakistan with date of onset 18/04/2012



**Figure 3: Non Polio AFP rate by Province in Afghanistan & by District in Pakistan 01/01/2019 - 01/09/2019**

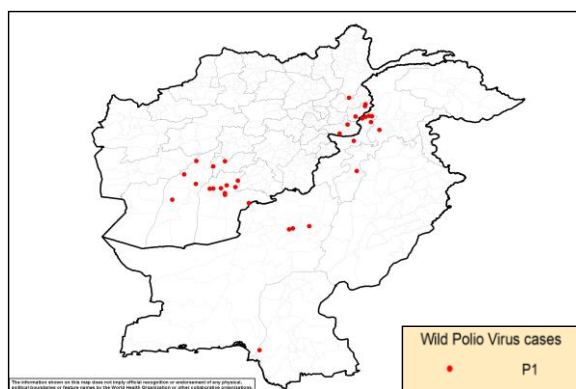


**Figure 4: Percent of AFP cases with Adequate Samples in Afghanistan by Province & Pakistan by District 01/01/2019 - 01/09/2019**

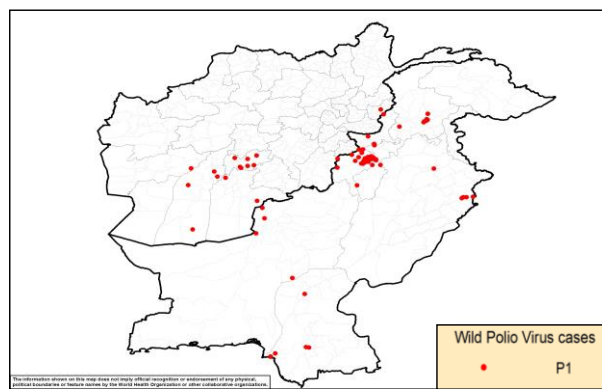


**Figure 5: Wild Virus Cases by Type & District in Afghanistan & Pakistan**

**5(a) 01/01/2018 - 31/12/2018**



**5(b) 01/01/2019 - 01/09/2019**



World Health Organization – Regional Office for Eastern Mediterranean  
AFP SURVEILLANCE  
Week 35, ending 01 September 2019

2-Sep-19  
Number 1091

Table 9: Wild Polio cases by district and date of onset of paralysis, Afghanistan 2018-2019						
ONSETYR	PROVINCE	DISTRICT	Count	First case	Last case	
2018	HILMAND	NAWZAD	3	1-Sep-18	6-Nov-18	
		NAD-E-ALI	1	1-Jun-18	1-Jun-18	
	URUZGAN	SHAHID-E-HASSAS	2	8-Jul-18	9-Oct-18	
	NURISTAN	PORUNS	1	26-Sep-18	26-Sep-18	
	KANDAHAR	MAYWAND	1	24-Sep-18	24-Sep-18	
		KANDAHAR	2	11-Aug-18	27-Aug-18	
		ARGHANDAB (K)	1	17-Jul-18	17-Jul-18	
		SHAHWALIKOT	3	5-Jan-18	27-Apr-18	
		KHAKREZ	1	25-Feb-18	25-Feb-18	
		SPINBOLDAK	1	6-Jan-18	6-Jan-18	
	NANGARHAR	PACHIERAGAM	1	17-Jul-18	17-Jul-18	
		KAMA	1	1-Jan-18	1-Jan-18	
	KUNAR	CHAWKAY	1	22-Jun-18	22-Jun-18	
		GHAZIABAD	2	14-Feb-18	3-Mar-18	
<b>2018 Total</b>			<b>21</b>	<b>1-Jan-18</b>	<b>6-Nov-18</b>	
2019	URUZGAN	CHORA	3	20-Mar-19	23-Jul-19	
		TIRINKOT	3	19-May-19	20-Jun-19	
		SHAHID-E-HASSAS	1	25-Feb-19	25-Feb-19	
	HILMAND	GARMSER	1	26-May-19	26-May-19	
		MUSAQALAH	1	5-May-19	5-May-19	
		NAWZAD	1	3-Apr-19	3-Apr-19	
		WASHER	1	23-Mar-19	23-Mar-19	
		SANGIN	1	6-Mar-19	6-Mar-19	
	KUNAR	WATAPUR	1	8-May-19	8-May-19	
	KANDAHAR	GHORAK	1	12-Jan-19	12-Jan-19	
		SPINBOLDAK	1	4-Jan-19	4-Jan-19	
<b>2019 Total</b>			<b>15</b>	<b>4-Jan-19</b>	<b>23-Jul-19</b>	

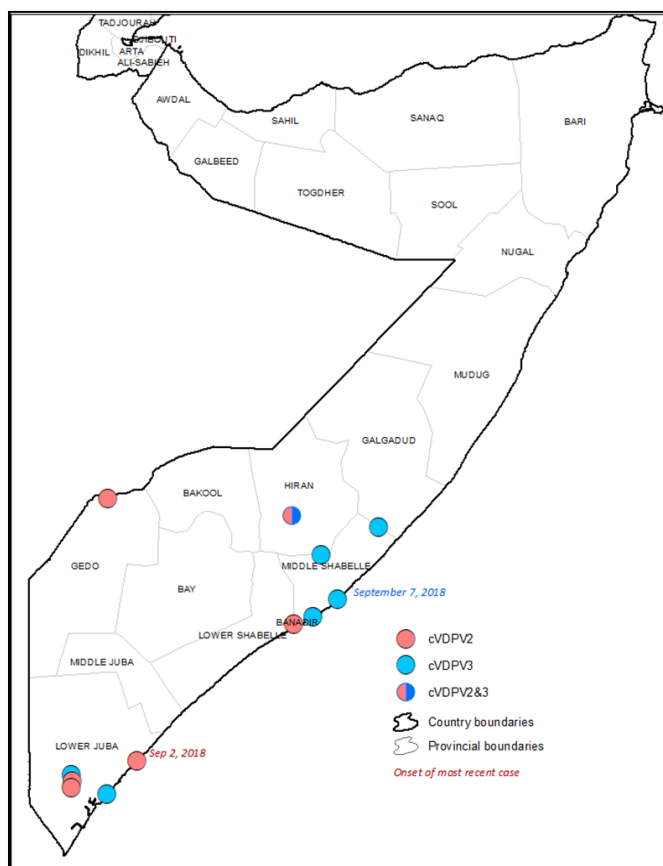
Table 10: Wild Polio cases by district and date of onset of paralysis, Pakistan 2018-2019						
ONSETYR	PROVINCE	DISTRICT	Count	First case	Last case	
2018	KP TRIBAL DISTRICTS	BAJOUR	5	1-Sep-18	31-Dec-18	
		KHYBER	1	25-Sep-18	25-Sep-18	
	KHYBER PAKHTOONKHWA	LAKKIMRWT	1	16-Dec-18	16-Dec-18	
		CHARSADA	1	1-Aug-18	1-Aug-18	
	HILMAND	NAWZAD	3	1-Sep-18	6-Nov-18	
		NAD-E-ALI	1	1-Jun-18	1-Jun-18	
	SINDH	KHIGADAP	1	22-Sep-18	22-Sep-18	
BALUCHISTAN	DUKKI	3	8-Mar-18	18-May-18		
<b>2018 Total</b>			<b>33</b>	<b>1-Jan-18</b>	<b>31-Dec-18</b>	
2019	SINDH	HYDERABAD	2	20-Jul-19	5-Aug-19	
		KHIGIQBAL	1	29-Apr-19	29-Apr-19	
		LARKANA	1	17-Apr-19	17-Apr-19	
		KHILAYARI	1	25-Feb-19	25-Feb-19	
	KHYBER PAKHTOONKHWA	BANNU	22	15-Jan-19	2-Aug-19	
		HANGU	2	20-Jan-19	28-Jul-19	
		CHARSADA	1	21-Jul-19	21-Jul-19	
		LAKKIMRWT	2	27-May-19	1-Jul-19	
		TORGAR	5	25-May-19	17-Jun-19	
		SHANGLA	1	18-May-19	18-May-19	
		DIKHAN	1	5-May-19	5-May-19	
	KP TRIBAL DISTRICTS	WAZIR-N	8	4-Apr-19	21-Jul-19	
		KHYBER	1	14-Feb-19	14-Feb-19	
		BAJOUR	1	18-Jan-19	18-Jan-19	
	BALUCHISTAN	QUETTA	1	6-Jul-19	6-Jul-19	
		KABDULAH	2	9-Jun-19	2-Jul-19	
		JAFARABAD	1	28-May-19	28-May-19	
PUNJAB	LAHORE	4	20-Jan-19	22-Jun-19		
	JHELUM	1	21-Jun-19	21-Jun-19		
<b>2019 Total</b>			<b>58</b>	<b>15-Jan-19</b>	<b>5-Aug-19</b>	

**Table 11: Circulating VDPV cases and date of onset of paralysis in EMR countries by districts 2018-2019**

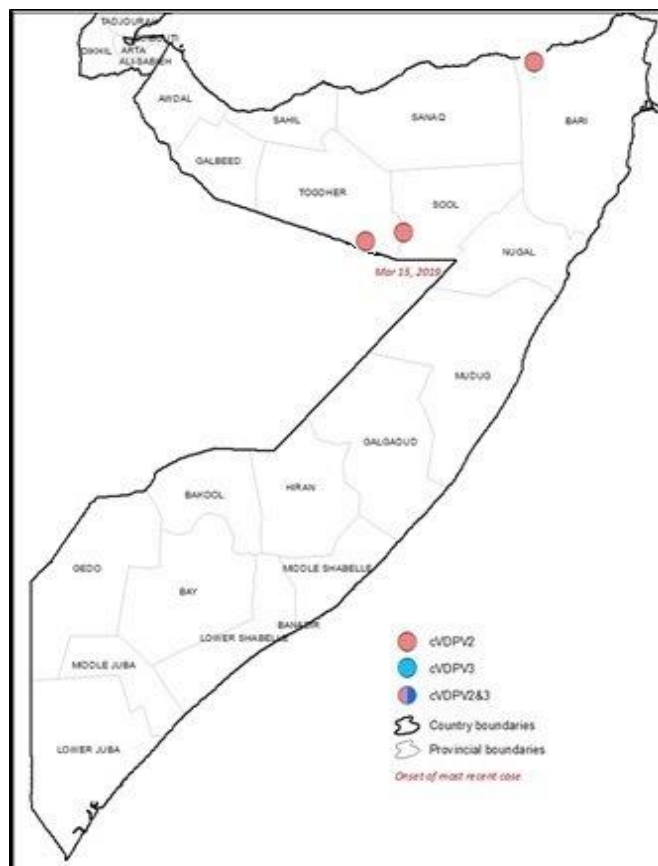
COUNTRY	YEAR	PROVINCE	DISTRICT	cVDPV2			cVDPV3			
				Count	First Case	Last Case	Count	First Case	Last Case	
SOM	2019	BARI	BOSSASO	1	08-May-19	08-May-19				
		TOGDHER	BUHODLE	1	21-Apr-19	21-Apr-19				
		SOOL	LAS ANOD	1	15-Mar-19	15-Mar-19				
	<b>Total 2019</b>				<b>3</b>	<b>15-Mar-19</b>	<b>8-May-19</b>			
	2018	LOWER JUBA	JAMAAME WEST		1	02-Sep-18	02-Sep-18			
			KISMAYO		2	29-Jul-18	30-Jul-18	2	4-Jul-18	27-Jul-18
		MIDDLE SHABELLE	RUNINGOD					1	07-Sep-18	07-Sep-18
			MAHADAY					1	29-Jun-18	29-Jun-18
			WARSHEIKH					2	16-May-18	23-May-18
		BANADIR	DANYILE		1	10-Jul-18	10-Jul-18			
	HIRAN	BULO BURTI		1	11-May-18	11-May-18	1	11-May-18	11-May-18	
GEDO	DOLO		1	26-May-18	26-May-18					
<b>Total 2018</b>				<b>6</b>	<b>11-May-18</b>	<b>2-Sep-18</b>	<b>7</b>	<b>11-May-18</b>	<b>7-Sep-18</b>	

**Figure 6: Somalia cVDPV cases by type and district**

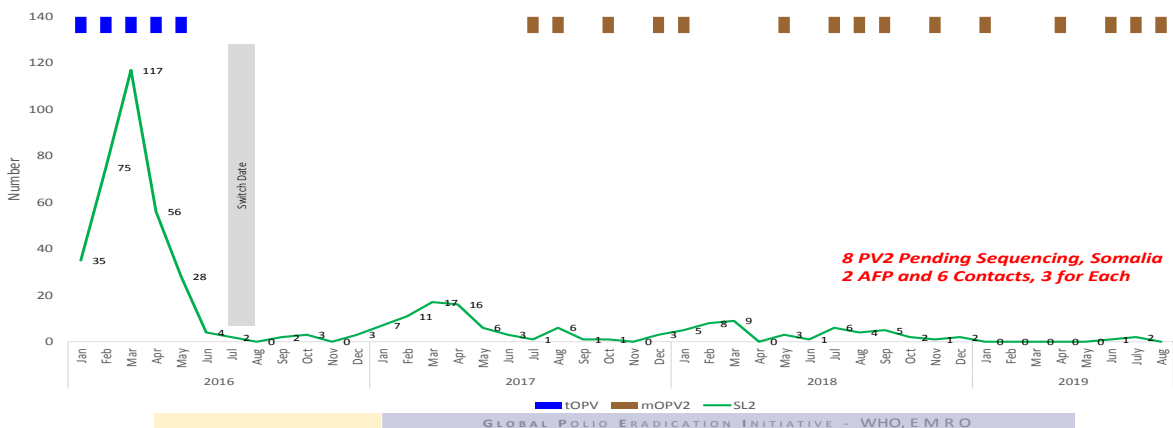
**6(a) 01/01/2018 - 31/12/2018**



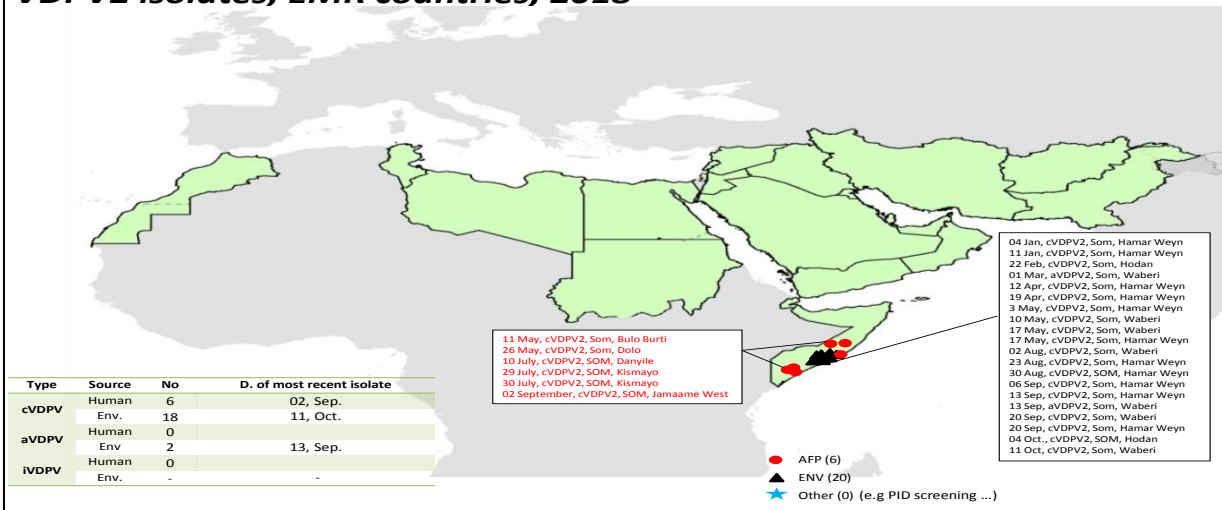
**6(b) 01/01/2019 - 01/09/2019**



### Sabin like type-2 poliovirus isolates (H&E) and vaccine types used during SIAs, EMRO, 2016 to 2019



### VDPV2 isolates, EMR countries, 2018



### VDPV2 isolates, EMR countries, 2019

