

## Highlights of Polio Fax Bulletin No. 1095 for Week 39 2019

### I. Poliovirus Transmission

1. **Endemic countries (PAKISTAN & AFGHANISTAN):** Three new wild poliovirus cases and thirteen new positive environmental samples were reported this week all from Pakistan.

a. *Human samples:* Three new wild poliovirus cases reported from Pakistan this week. Total of WPV1 cases in 2019 to date are 85 (16 from Afghanistan and 69 from Pakistan). This compares with 25 cases in 2018 in the same period (Afghanistan – 18 and Pakistan – 7).

- Afghanistan:

In 2019 to date, 16 WPV1 cases are reported. They include 8 cases from Uruzgan province, 5 cases from Hilmand province, 2 from Kandahar province and 1 from Kunar province. The most recent case has onset of paralysis on 2 August 2019.

- Pakistan:

Three new WPV1 cases were reported this week and their details are as follows:

- Case (1): The case was reported from Bannu district, Khyber Pakhtunkhwa (KP) province, with date of onset 19 August 2019. The case is a 24-month old female child. The child received reportedly a total of 8 OPV doses out of which 1 was from routine and 7 from supplementary immunization activities (SIAs).

- Case (2): The case was reported from Jamshoro district, Sindh province, with date of onset 23 August 2019. The case is a 31-month old male child. The child received reportedly a total of 13 OPV doses out of which 3 were from routine and 10 from SIAs.

- Case (3): The case was reported from Lakki Marwat district, KP province, with date of onset 26 August 2019. The case is an 18-month old female child. The child reportedly received 7 OPV doses all from SIAs and none from routine.

In 2019 to date, 69 WPV1 cases are reported from Pakistan. They include 41 from Khyber Pakhtunkhwa (KP) province, 11 from KP Tribal Districts (KPTD), 7 from Sindh province, and 5 each from Punjab and Balochistan provinces. The most recent case has onset of paralysis on 28 August 2019.

*Environmental samples:* Thirteen new WPV1 positive environmental samples were reported this week, all from Pakistan.

- Afghanistan: In 2019 to date, there are 36 positive environmental samples with most recent positive sample collected on 27 August 2019.
- Pakistan: In 2019 to date, there are 237 positive environmental samples with most recent positive sample collected on 18 September 2019.

## 2. Outbreak response countries

SOMALIA: No new cVDPV2 or cVDPV3 isolates from human or environmental samples were reported this week.

- In 2019 to date, Somalia has reported three cVDPV2 cases. The most recent reported case has date of onset of paralysis on 8 May 2019.
- In addition, cVDPV2 was isolated from healthy child sample collected during community sampling on 25 May 2019. aVDPV2 was isolated from an environmental sample on 3 February 2019.
- In 2018: Somalia has reported a total of 12 cases due to cVDPVs, which include 5 due to cVDPV2, 6 due to cVDPV3 and 1 due to co-infection of cVDPV2 and cVDPV3. The last cVDPV3 was isolated from a sewage sample from Mogadishu collected on 23 August 2018.

## II. Surveillance performance indicators

In 2019, 18 of 22 member states are meeting the global target of both key surveillance indicators, namely non polio AFP rate of 2 per 100,000 children aged below 15 years and percent AFP cases with adequate specimen 80% and above.

- Djibouti has a non-polio AFP rate of 1.1 and percentage of AFP cases with adequate stool specimens of 66.7%.
- Morocco has a percentage of AFP cases with adequate stool specimens of 78.9%.
- Qatar has a non-polio AFP rate of 1.9.
- Tunisia has a percentage of AFP cases with adequate stool specimens of 73.2%.
- In Yemen there are AFP cases pending final classification more than 90 days due to delayed lab results because of delay shipment of specimens to reference polio laboratories.

## World Health Organization – Regional Office for Eastern Mediterranean

## AFP SURVEILLANCE

30-Sep-19

Week 39, ending 29 September 2019

Number 1095

Table 1: Acute Flaccid Paralysis (AFP) cases by week of onset

Country	Reported AFP cases by week of onset - Week (39/19) / Ending on : 29/09/2019														
	Total AFP 2017	Total AFP 2018	Total AFP to date, 2019	W28 14 Jul 19	W29 21 Jul 19	W30 28 Jul 19	W31 04 Aug 19	W32 11 Aug 19	W33 18 Aug 19	W34 25 Aug 19	W35 01 Sep 19	W36 08 Sep 19	W37 15 Sep 19	W38 22 Sep 19	W39 29 Sep 19
Afghanistan	3094	3378	2775	75	81	68	79	38	76	82	59	69	77	40	3
Bahrain	18	35	11	0	1	0	0	0	0	0	0	0	0	0	0
Djibouti	4	0	3	0	0	0	0	0	0	0	1	0	0	0	0
Egypt	1242	1246	944	28	23	28	15	7	23	29	25	15	28	23	
Iran	820	896	691	19	24	17	15	26	22	17	14	6	10	2	0
Iraq	699	1023	781	18	22	22	12	6	15	28	17	21	18	9	
Jordan ****	116	115	93	2	1	1	0	0	2	2	0	2	1	2	
Kuwait	69	72	32	0	0	0	0	0	0	0	1	3	0	2	1
Lebanon ****	80	94	60	3	2	2	2	1	0	1	0	2	0	1	
Libya	88	122	67	1	3	2	1	1	3	9	3	1	2	1	
Morocco	143	212	147	4	9	3	2	1	0	4	4	4	1	1	0
Oman	40	28	14	0	0	0	0	0	1	1	0	0	0	0	0
Pakistan	10319	12276	10279	325	291	310	266	245	284	334	280	275	258	63	1
Palestine ****	43	44	43	5	0	1	1	0	1	1	1	1	1	1	0
Qatar	18	10	5	0	1	0	0	1	0	0	0	1	0	0	0
Saudi Arabia	276	242	131	0	0	0	0	0	0	0	0	0	0	0	0
Somalia	345	353	266	7	9	8	4	7	5	5	6	5	5	4	0
Sudan	570	579	397	23	8	14	8	4	10	18	16	15	10	7	2
Syria ****	362	362	271	12	7	6	5	2	3	5	4	7	6	3	
Tunisia	67	68	56	0	2	2	1	1	2	0	1	3	1	0	
U.A.E	58	40	28	2	0	1	1	0	1	1	2	0	0	0	0
Yemen	713	730	553	26	12	9	16	8	12	10	12	13	16	4	
<b>Total EMR</b>	<b>19184</b>	<b>21925</b>	<b>17647</b>	<b>550</b>	<b>496</b>	<b>494</b>	<b>428</b>	<b>349</b>	<b>460</b>	<b>547</b>	<b>446</b>	<b>443</b>	<b>434</b>	<b>163</b>	<b>7</b>

No data = No report received

Table 2: Confirmed polio cases by month of onset

Country	Total year 2017	Total year 2018	29/09		Confirmed polio cases by month of onset											
			2018	2019	October 2018	November 2018	December 2018	January 2019	February 2019	March 2019	April 2019	May 2019	June 2019	July 2019	August 2019	September 2019
Afghanistan	14	21	18	16	2	1	0	2	1	3	1	5	1	2	1	
Bahrain	0	0	0	0	0	0	0								0	
Djibouti	0	0	0	0	0	0	0	0	0	0	0	0	0	0		
Egypt	0	0	0	0	0	0	0	0	0	0	0	0	0	0		
Iran	0	0	0	0	0	0	0	0	0	0	0	0	0	0		
Iraq	0	0	0	0	0	0	0	0	0	0	0	0	0	0	0	
Jordan ****	0	0	0	0	0	0	0	0	0	0	0	0	0	0	0	
Kuwait	0	0	0	0	0	0	0	0	0	0	0	0	0	0	0	
Lebanon ****	0	0	0	0	0	0	0	0	0	0	0	0	0	0	0	
Libya	0	0	0	0	0	0	0	0	0	0	0	0	0	0		
Morocco	0	0	0	0	0	0	0	0	0	0	0	0	0	0		
Oman	0	0	0	0	0	0	0	0	0	0	0	0	0	0	0	
Pakistan	8	12	7	69	1	0	4	4	2	0	11	11	16	12	13	
Palestine ****	0	0	0	0	0	0	0	0	0	0	0	0	0	0	0	
Qatar	0	0	0	0	0	0	0	0	0	0	0	0	0	0	0	
Saudi Arabia	0	0	0	0	0	0	0	0	0	0	0	0	0	0	0	
Somalia	0	0	0	0	0	0	0	0	0	0	0	0	0	0	0	
Sudan	0	0	0	0	0	0	0	0	0	0	0	0	0	0	0	
Syria ****	0	0	0	0	0	0	0	0	0	0	0	0	0	0	0	
Tunisia	0	0	0	0	0	0	0	0	0	0	0	0	0	0	0	
U.A.E	0	0	0	0	0	0	0	0	0	0	0	0	0	0	0	
Yemen	0	0	0	0	0	0	0	0	0	0	0	0	0	0	0	
<b>Total EMR</b>	<b>22</b>	<b>33</b>	<b>25</b>	<b>85</b>	<b>3</b>	<b>1</b>	<b>4</b>	<b>6</b>	<b>3</b>	<b>3</b>	<b>12</b>	<b>16</b>	<b>17</b>	<b>14</b>	<b>14</b>	<b>0</b>

\*\*\*\* UNRWA cases are included with those of country of residence

## AFP SURVEILLANCE

30-Sep-19

Week 39, ending 29 September 2019

Number 1095

Table 3: Investigation of AFP cases with paralysis onset in 2018 &amp; 2019 up to Week (39/19) / Ending on : 29/09/2019

COUNTRY	2018											2019											Latest line List Date		
	AFP									Specimen	Wild cases ****		AFP									Specimen		Wild cases ****	
	Total AFP cases onset 2018	Case classification					Non polio AFP rate **	AFP cases pending classification > 90 days from onset of paralysis	AFP cases pending classification and lab > 90 days from onset of paralysis		% with *** adequate specimens	Wild P1 Poliovirus	Wild P3 Poliovirus	Total AFP cases onset 2019	Case classification					Annualized Non polio AFP rate **	AFP cases pending classification > 90 days from onset of paralysis			AFP cases pending classification and lab > 90 days from onset of paralysis	% with *** adequate specimens
		Total Confirmed Polio Cases *	Polio Compatible	Pending Classification	Discarded (non polio AFP)	VDPV				Total Confirmed Polio Cases *					Polio Compatible	Pending Classification	Discarded (non polio AFP)	VDPV							
Afghanistan	3378	21	0	0	3357	0	16.6	0	0	93.8	21	0	2775	16	0	293	2466	0	18.3	38	6	94.4	16	0	29-09-2019
Bahrain	35	0	0	0	35	0	12.1	0	0	97.1	0	0	11	0	0	11	0	0	5.1	10	10	100.0	0	0	29-09-2019
Djibouti	0	0	0	0	0	0	0.0	0	0		0	0	3	0	0	3	0	0	1.1	1	0	66.7	0	0	29-09-2019
Egypt	1246	0	0	2	1243	1	3.2	2	0	93.2	0	0	944	0	0	97	847	0	3.4	2	0	89.1	0	0	26-09-2019
Iran	896	0	0	0	894	2	4.6	0	0	97.0	0	0	691	0	0	26	665	0	4.8	0	0	96.4	0	0	29-09-2019
Iraq	1023	0	0	0	1023	0	6.7	0	0	89.9	0	0	781	0	0	73	708	0	6.9	12	0	94.9	0	0	27-09-2019
Jordan	115	0	0	0	115	0	4.1	0	0	100.0	0	0	93	0	0	4	89	0	4.5	0	0	100.0	0	0	26-09-2019
Kuwait	72	0	0	0	72	0	8.1	0	0	90.3	0	0	32	0	0	4	28	0	4.8	0	0	87.5	0	0	29-09-2019
Lebanon	94	0	0	3	91	0	5.0	3	0	92.6	0	0	60	0	0	10	50	0	4.3	5	0	86.7	0	0	27-09-2019
Libya	122	0	0	0	122	0	4.9	0	0	96.7	0	0	67	0	0	11	56	0	3.6	1	0	98.5	0	0	28-09-2019
Morocco	212	0	0	0	212	0	2.4	0	0	77.8	0	0	147	0	0	42	104	0	2.2	26	5	78.9	0	0	27-09-2019
Oman	28	0	0	0	28	0	3.2	0	0	92.9	0	0	14	0	0	0	14	0	2.0	0	0	92.9	0	0	29-09-2019
Pakistan	12276	12	1	0	12263	0	15.7	0	0	87.0	12	0	10279	69	0	861	9349	0	17.6	179	0	88.0	69	0	29-09-2019
Palestine	44	0	0	0	44	0	2.3	0	0	90.9	0	0	43	0	0	8	35	0	3.1	0	0	97.7	0	0	29-09-2019
Qatar	10	0	0	0	10	0	2.8	0	0	100.0	0	0	5	0	0	4	1	0	1.9	1	0	80.0	0	0	29-09-2019
Saudi Arabia	242	0	0	0	242	0	3.0	0	0	95.9	0	0	131	0	0	37	94	0	2.2	37	7	90.8	0	0	26-09-2019
Somalia	353	0	0	0	341	12	5.5	0	0	97.7	0	0	266	0	0	18	245	3	5.6	1	1	95.9	0	0	29-09-2019
Sudan	579	0	0	0	579	0	3.2	0	0	97.2	0	0	397	0	0	27	370	0	3.0	0	0	97.7	0	0	29-09-2019
Syria	362	0	0	0	362	0	4.7	0	0	87.0	0	0	271	0	0	16	255	0	4.7	1	0	86.0	0	0	28-09-2019
Tunisia	68	0	0	0	68	0	2.6	0	0	80.9	0	0	56	0	0	5	50	1	2.7	0	0	73.2	0	0	27-09-2019
U.A.E	40	0	0	0	40	0	3.2	0	0	97.5	0	0	28	0	0	11	17	0	3.0	2	0	85.7	0	0	29-09-2019
Yemen	730	0	0	140	590	0	5.2	140	129	91.6	0	0	553	0	0	447	106	0	5.3	281	259	89.5	0	0	28-09-2019
EMR	21925	33	1	145	21731	15	8.7	145	129	89.8	33	0	17647	85	0	2008	15549	4	9.4	597	288	90.1	85	0	
2017	19179	22	3	72	19006	76	7.7	72	58	88.9	22	0													

\* Confirmed polio cases refer to wild isolation from AFP cases or from contacts of negative index AFP cases

\*\* Non-polio AFP per 100,000 children &lt;15 years

\*\*\* Adequate here refers to two stool specimens collected at least 24 hours apart, within 14 days of paralysis onset and specimens received in the lab in Good Condition

\*\*\*\* AFP cases co infected with P1 and P3 are counted separately as wild isolates

World Health Organization – Regional Office for Eastern Mediterranean  
AFP SURVEILLANCE  
Week 39, ending 29 September 2019

30-Sep-19  
Number 1095

Table 4 (a): Lab results of contacts' samples in EMR, 2018 - 2019

COUNTRY	2018						2019					
	# OF CONTACTS	LAB RESULTS					# OF CONTACTS	LAB RESULTS				
		WILD	VDPV	SL	NPEV	PENDING		WILD	VDPV	SL	NPEV	PENDING
AFG	1009	4	0	52	217	0	839	6	0	36	151	17
BAH	2	0	0	0	0	0	0	0	0	0	0	0
DJI	0	0	0	0	0	0	0	0	0	0	0	0
EGY	495	0	0	11	58	17	378	0	0	7	40	27
IRN	145	0	0	3	6	0	116	0	0	3	4	0
IRQ	811	0	0	22	93	9	416	0	0	7	14	33
JOR	0	0	0	0	0	0	0	0	0	0	0	0
KUW	0	0	0	0	0	0	0	0	0	0	0	0
LEB	229	0	0	3	16	22	24	0	0	0	3	2
LIB	1	0	0	0	0	0	3	0	0	0	0	0
MOR	161	0	0	0	9	9	59	0	0	3	1	17
OMA	70	0	0	2	16	0	34	0	0	2	14	0
PAK	4200	3	0	207	882	0	3794	7	0	156	674	157
PAL	0	0	0	0	0	0	0	0	0	0	0	0
QAT	0	0	0	0	0	0	0	0	0	0	0	0
SAA	5	0	0	0	0	5	0	0	0	0	0	0
SOM	1052	0	10	49	133	0	804	0	1	26	90	61
SUD	350	0	0	3	24	88	271	0	0	0	21	62
SYR	670	0	0	8	17	0	589	0	0	10	35	28
TUN	1	0	0	0	0	0	16	0	0	0	2	1
UAE	0	0	0	0	0	0	0	0	0	0	0	0
YEM	1559	0	0	0	0	1460	342	0	0	0	0	342
<b>EMR</b>	<b>10760</b>	<b>7</b>	<b>10</b>	<b>360</b>	<b>1471</b>	<b>1610</b>	<b>7685</b>	<b>13</b>	<b>1</b>	<b>250</b>	<b>1049</b>	<b>747</b>

Table 4 (B): Most recent wild contacts in EMRO, 2018 - 2019

Year	Country	Data	
		Count of wild contacts	Date of Most Recent stool collection
2019	Afghanistan	6	17-Aug-19
	Pakistan	7	6-Sep-19
<b>2019 Total</b>		<b>13</b>	<b>6-Sep-19</b>
2018	Afghanistan	4	7-Aug-18
	Pakistan	3	12-Oct-18
<b>2018 Total</b>		<b>7</b>	<b>12-Oct-18</b>

Table 4 (C): Number and distribution by district of -ve index AFP cases identified as wild positive by contact in EMR, 2018-2019

YEAR	COUNTRY	PROVINCE	DISTRICT	COUNT	First case	Last case	
2019	AFG	URUZGAN	TIRINKOT	1	2-Aug-19	2-Aug-19	
		HILMAND	MUSAQALAH	1	5-Jun-19	5-Jun-19	
		HILMAND	SANGIN	1	6-Mar-19	6-Mar-19	
	PAK	BALOCHSITAN	KILLABDULLAH	1	2-Jul-19	2-Jul-19	
		KHYBER PAKHTUNKHWA (KP)	LAKKIMRWT	1	27-May-19	27-May-19	
		KHYBER PAKHTUNKHWA (KP)	TORGHAR	1	25-May-19	25-May-19	
<b>2019 Total</b>				<b>6</b>	<b>06-Mar-19</b>	<b>02-Aug-19</b>	
2018	AFG	NANGARHAR	PACHIERAGAM	1	17-Jul-18	17-Jul-18	
		URUZGAN	SHAHID-E-HASSA	1	8-Jul-18	8-Jul-18	
	PAK	KHYBER PAKHTUNKHWA TRIBAL DISTRICTS (KPTD)		BAJOUR	1	1-Sep-18	1-Sep-18
		BALOCHSITAN	DUKKI	1	15-Apr-18	15-Apr-18	
<b>2018 Total</b>				<b>4</b>	<b>15-Apr-18</b>	<b>01-Sep-18</b>	

World Health Organization – Regional Office for Eastern Mediterranean  
AFP SURVEILLANCE

Week 39, ending 29 September 2019

30-Sep-19  
Number 1095

**Table 5: Laboratory investigation of AFP cases with paralysis onset in 2019 up to Week (39/2019) / Ending on : (29/09/2019)**

Country	Polio laboratories  (ITD / Nucleotide Sequencing (Nucleotide Sequencing performed by EGY, PAK, TUN, CDC and RIVM laboratories))	AFP cases with specimens	Preliminary virus isolation results of AFP cases						Poliovirus intratypic differentiation results #											Indicators				Latest report Date		
			Referred for ITD		NPEV only	Negative	Pending		Type 1			Type 2			Type 3			Discordant pending sequence	NPEV by PCR	Non-EV	Pending ITD	% specimens positive for NPEV*	% AFP cases with culture results within 14 days		% AFP cases with ITD results within 7 days	% AFP cases with ITD results within 45 days of onset**
			L20B+	L20B+/NPEV			received < / = 14 days	received > 14 days ago	Wild	Sabin	VDPV	Wild	Sabin	VDPV	Wild	Sabin	VDPV									
Afghanistan	RRL Pakistan	2744	197	22	423	1974	128		13	149						138		1	1	1	6	14%	95%	100%	98%	29/09/2019
Bahrain	NPL Oman / CDC																									30/09/2019
Djibouti	NPL Kenya / CDC	3					3																			29/09/2019
Egypt***	RRL Egypt	926	33	5	83	737	58	10		14						19			8	3		10%	95%	100%	99%	26/09/2019
Iran	NPL Iran / CDC	707	10		17	656	23	1		2						7		1				3%	100%	100%	99%	28/09/2019
Iraq	RRL Egypt	824	11		105	623	61	24		5						9						12%	100%	100%	69%	26/09/2019
Jordan	NPL Jordan / RRL EGYPT	92			12	77	3	1														14%	100%			29/09/2019
Kuwait	RRL Kuwait / RIVM	35			2	26	2	5														7%	86%		100%	26/09/2019
Lebanon	NPL Jordan / RRL EGYPT	58	1		6	48	3									1						11%	100%	100%	0%	29/09/2019
Libya	RRL Tunisia / RIVM	69			1	63	5															1%	98%			27/09/2019
Morocco	NPL Morocco / RRL Tunisia	143	1		2	132	8									1						1%	100%	100%	96%	27/09/2019
Oman	NPL Oman / CDC	15			3	11		1														27%	100%		100%	30/09/2019
Pakistan	RRL Pakistan	10021	391	43	1683	7468	408	17	66	231						225		1	5	1	4	15%	96%	99%	97%	29/09/2019
Palestine & UNRWA		43			6	33	2	2														15%	37%		100%	29/09/2019
Qatar	NPL Oman / CDC	5				5																0%	100%		100%	30/09/2019
Saudi Arabia	NPL Saudi Arabia / CDC	169	4		1	157	5	2								4						1%	95%	100%	100%	26/09/2019
Somalia	NPL Kenya / CDC	266	14		51	183	6	12		4			6	3		4						21%	14%		98%	29/09/2019
Sudan	NPL Sudan / RRL Egypt	395	6		55	309	24	1		5						2						13%	63%	100%	63%	29/09/2019
Syria	NPL Syria / RRL Egypt	262	12		15	222	10	3		5						9						7%	100%	100%	50%	26/09/2019
Tunisia	RRL Tunisia	55			3	48	4															7%	100%		98%	27/09/2019
U.A.E	NPL Oman / CDC	25			3	18	4															14%	100%		43%	30/09/2019
Yemen	NPL Kenya / CDC																									28/09/2019
<b>Total EMR 2019</b>		16857	680	70	2471	12790	754	82	79	415			6	3		419		3	14	5	10	13%	94%	99%	97%	
<b>Total EMR 2018</b>		20746	902	90	3513	16220		17	29	590	3		6	6 #		628	7 #		22	1	3	14%	92%	99%	97%	

\* Specimens from all sources including non-AFP cases, excluding environmental samples

\*\* This indicator reflects surveillance and laboratory activities

# Somalia in 2018 so far has a total of 12 cVDPV cases (5 cVDPV2, 6 cVDPV3 & 1 coinfection cVDPV2/cVDPV3)

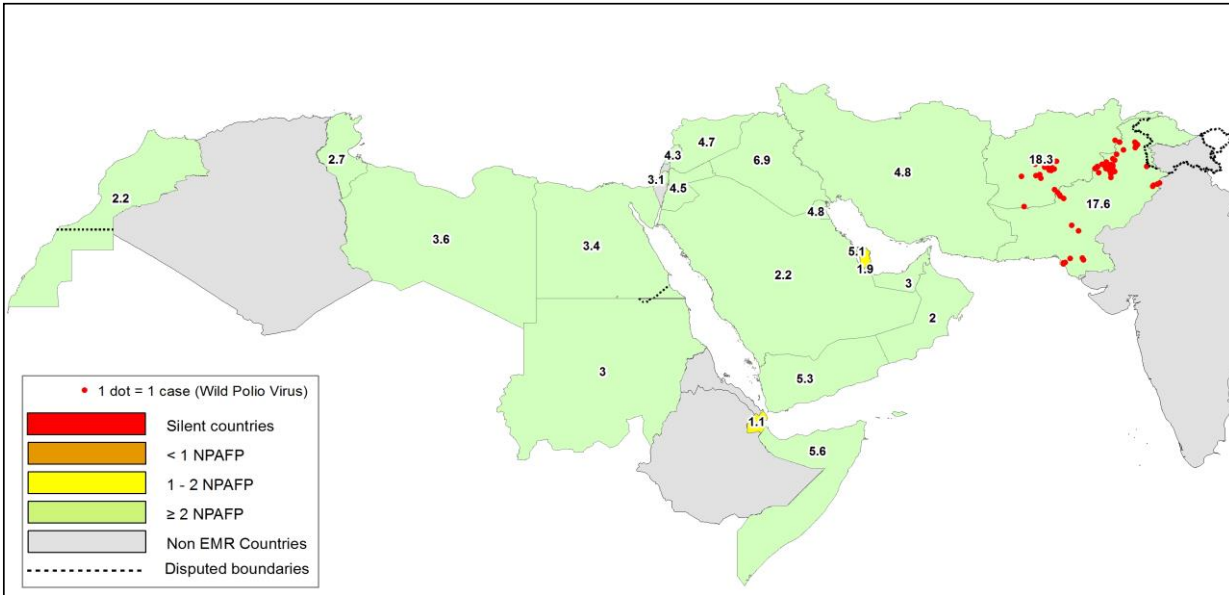
**Table 6: Environmental isolate by year and type**

Country	Status	2015	2016	2017	2018	2019
AFG	NEGATIVE	129	183	274	253	134
	PENDING					7
	WILD	20	2	42	83	36
<b>AFG Total</b>		<b>149</b>	<b>185</b>	<b>316</b>	<b>336</b>	<b>177</b>
EGY	NEGATIVE	493	528	522	540	535
	PENDING	2				26
	VDPV2	3	1			
<b>EGY Total</b>		<b>498</b>	<b>529</b>	<b>522</b>	<b>540</b>	<b>561</b>
IRN	NEGATIVE			6	54	53
	PENDING					2
	WILD					3
<b>IRN Total</b>				<b>6</b>	<b>54</b>	<b>58</b>
JOR	NEGATIVE		2	32	36	24
	PENDING					3
<b>JOR Total</b>			<b>2</b>	<b>32</b>	<b>36</b>	<b>27</b>
KUW	NEGATIVE				3	
	PENDING					5
<b>KUW Total</b>					<b>3</b>	<b>5</b>
LEB	NEGATIVE		4	27	45	29
	PENDING					5
<b>LEB Total</b>			<b>4</b>	<b>27</b>	<b>45</b>	<b>34</b>
PAK	NEGATIVE	347	462	523	534	273
	PENDING					37
	WILD	79	59	105	139	237
	WILD & VDPV2	5	3	1		
	VDPV2	8	5	4		
<b>PAK Total</b>		<b>439</b>	<b>529</b>	<b>633</b>	<b>673</b>	<b>547</b>
SOM	NEGATIVE			34	181	39
	VDPV2			2	20	1
	VDPV3				12	
<b>SOM Total</b>				<b>36</b>	<b>213</b>	<b>40</b>
SUD	NEGATIVE				15	32
	PENDING					13
<b>SUD Total</b>					<b>15</b>	<b>45</b>
SYR	NEGATIVE				4	102
	PENDING					119
<b>SYR Total</b>					<b>4</b>	<b>132</b>
<b>Grand Total</b>		<b>1086</b>	<b>1249</b>	<b>1576</b>	<b>2017</b>	<b>1626</b>

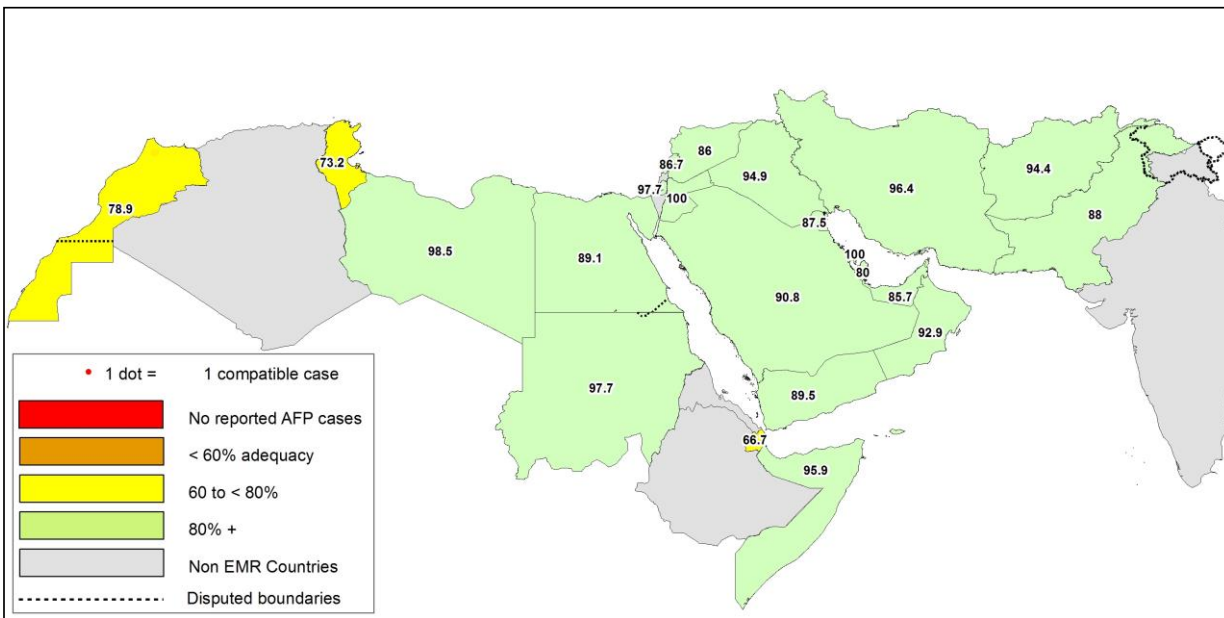
**Table 7: Environmental Wild/VDPV isolate by site**

Country	COUNTRY	Status	PROVINCE	DISTRICT	Count	First date	Last date	
2018	AFG	WILD	HILMAND	LASHKARGAH	12	8-Jan	26-Dec	
				HERAT	1	25-Jun	25-Jun	
				KABUL	3	26-Feb	26-Jun	
				KANDAHAR	42	8-Jan	26-Dec	
				KHOST	1	25-Sep	25-Sep	
				KUNAR	2	24-Apr	25-Sep	
				NANGARHAR	3	28-Jan	25-Oct	
	<b>AFG Total</b>				<b>83</b>	<b>8-Jan</b>	<b>26-Dec</b>	
	PAK	WILD	BALOCHISTAN	LORALAI	2	17-Mar	17-Aug	
				PISHIN	1	2-Dec	2-Dec	
				QUETTA	13	13-Feb	20-Dec	
				KABDULAH	8	1-Jan	15-Dec	
				CDA	7	10-Jan	10-Nov	
				PUNJAB	LAHORE	12	11-Jun	18-Dec
					RAWALPINDI	15	10-Jan	14-Dec
					DGKHAN	2	12-Feb	12-Sep
					HYDERABAD	1	9-Feb	9-Feb
				SINDH	JACOBABAD	3	12-Feb	12-Sep
					KAMBAR	3	7-Apr	9-Jul
					KHIBALDIA	2	1-Aug	4-Sep
					KHIGADAP	15	15-Feb	11-Dec
					KHIGQBAL	1	13-Sep	13-Sep
					KHIKORANGI	1	14-Dec	14-Dec
					KHILANDHI	3	10-Jan	30-Jul
					KHISITE	2	1-Jan	3-Sep
					SUKKUR	2	8-Feb	9-Nov
					KHILIAQAT	2	7-Mar	7-Nov
KHISADDAR				1	10-Sep	10-Sep		
KP TRIBAL DISTRICTS	BAIJUR	5	19-May	25-Oct				
	WAZIR-S	2	26-Nov	27-Dec				
	BANNU	4	31-Mar	27-Dec				
	KOHAT	5	5-Jan	27-Sep				
KHYBER PAKHTUNKHWA	MARDAN	2	15-Oct	15-Nov				
	NOWSHERA	2	18-Sep	18-Oct				
	PESHAWAR	23	10-Jan	26-Dec				
		<b>139</b>	<b>1-Jan</b>	<b>27-Dec</b>				
<b>PAK Total</b>				<b>139</b>	<b>1-Jan</b>	<b>27-Dec</b>		
SOM	VDPV2	BANADIR	HAMAR WEYN	11	4-Jan	20-Sep		
			HODAN	2	22-Feb	4-Oct		
			WABERI	7	1-Mar	11-Oct		
			HAMAR WEYN	6	11-Feb	5-Apr		
VDPV3	BANADIR	HODAN	1	1-Feb	1-Feb			
		WABERI	5	8-Mar	23-Aug			
			<b>32</b>	<b>4-Jan</b>	<b>11-Oct</b>			
<b>SOM Total</b>				<b>32</b>	<b>4-Jan</b>	<b>11-Oct</b>		
<b>2018 Total</b>				<b>254</b>	<b>1-Jan</b>	<b>27-Dec</b>		
2019	AFG	WILD	HILMAND	LASHKARGAH	5	23-Feb	26-Aug	
				NAHR-E-SARAJ	4	6-Jan	26-Aug	
				KANDAHAR	21	6-Jan	26-Aug	
				JALALABAD	6	26-Jan	27-Aug	
	<b>AFG Total</b>				<b>36</b>	<b>6-Jan</b>	<b>27-Aug</b>	
	PAK	WILD	BALOCHISTAN	KHUZDAR	1	20-Mar	20-Mar	
				LORALAI	1	17-Mar	17-Mar	
				PISHIN	4	2-Feb	2-Sep	
				QUETTA	26	1-Jan	12-Sep	
				DBUGTI	1	19-Aug	19-Aug	
				KABDULAH	10	1-Jan	1-Sep	
				CDA	3	12-Apr	21-Aug	
				FAISALABAD	4	3-Jan	3-Sep	
				PUNJAB	LAHORE	40	5-Jan	12-Sep
					MULTAN	4	18-Feb	8-May
					RAWALPINDI	9	10-Jan	22-Jul
					DGKHAN	2	8-Apr	12-Sep
				SINDH	DADU	4	2-May	11-Sep
					HYDERABAD	9	24-Jan	12-Sep
					JACOBABAD	3	24-Jan	5-Aug
					KAMBAR	4	7-Mar	8-Aug
					KHIBALDIA	7	2-Jan	12-Sep
					KHIGADAP	22	8-Jan	18-Sep
					KHIGQBAL	7	11-Apr	22-Aug
					KHIKORANGI	7	18-Feb	23-Aug
					KHILANDHI	6	19-Feb	26-Aug
					KHISITE	9	3-Jan	11-Sep
SUKKUR				9	23-Jan	14-Sep		
KHILIAQAT	6	7-Feb	9-Aug					
KHISADDAR	9	7-Jan	17-Sep					
KP TRIBAL DISTRICTS	WAZIR-S	5	22-Jan	28-May				
	KURRAM	1	15-Jan	15-Jan				
	BANNU	7	28-Jan	1-Aug				
KHYBER PAKHTUNKHWA	DIKHAN	4	8-Jan	11-Jun				
	KOHAT	1	27-Feb	27-Feb				
	MARDAN	4	16-Mar	15-Jun				
	PESHAWAR	8	11-Jan	10-Jul				
		<b>237</b>	<b>1-Jan</b>	<b>18-Sep</b>				
<b>PAK Total</b>				<b>237</b>	<b>1-Jan</b>	<b>18-Sep</b>		
SOM	VDPV2	BANADIR	HODAN	1	3-Feb	3-Feb		
<b>SOM Total</b>				<b>1</b>	<b>3-Feb</b>	<b>3-Feb</b>		
IRN	WILD	S & B	IRANSHAHR	3	22-Apr	20-May		
<b>IRN Total</b>				<b>3</b>	<b>22-Apr</b>	<b>20-May</b>		
<b>2019 Total</b>				<b>277</b>	<b>1-Jan</b>	<b>18-Sep</b>		

**Figure 1: Non Polio AFP Rate and Wild Virus in EMR 01/01/2019 - 29/09/2019**



**Figure 2: Percent of AFP cases with Adequate Samples & Compatible Cases in EMR 01/01/2019 - 29/09/2019**



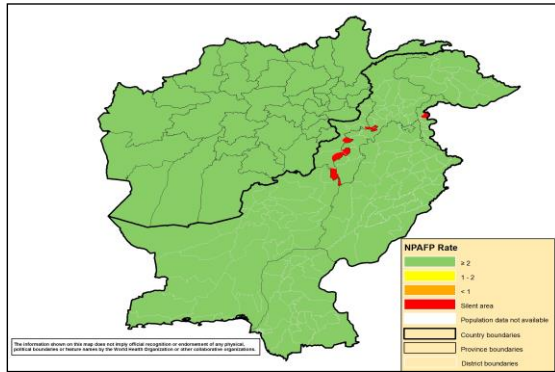
**Table 8: Wild polio cases by country and date of onset of paralysis in EMR, 2018 - 2019**

Year	COUNTRY	Count	First Case	Last Case
2018	AFG	21	1-Jan-18	6-Nov-18
	PAK	12	8-Mar-18	31-Dec-18
<b>2018 Total</b>		<b>33</b>	<b>1-Jan-18</b>	<b>31-Dec-18</b>
2019	AFG	16	4-Jan-19	2-Aug-19
	PAK	69	15-Jan-19	28-Aug-19
<b>2019 Total</b>		<b>85</b>	<b>4-Jan-19</b>	<b>28-Aug-19</b>

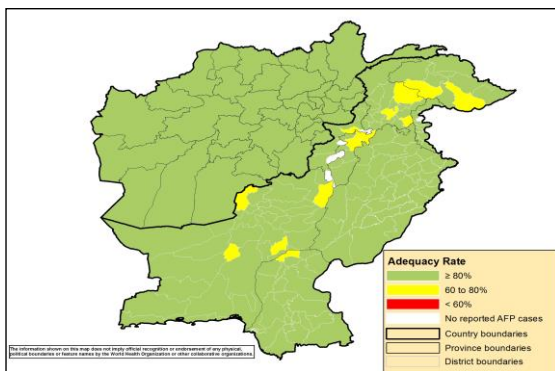
Last reported wild Polio P3 from Pakistan with date of onset 18/04/2012



**Figure 3: Non Polio AFP rate by Province in Afghanistan & by District in Pakistan 01/01/2019 - 29/09/2019**



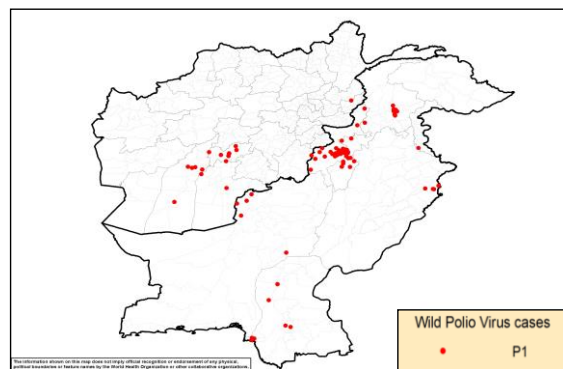
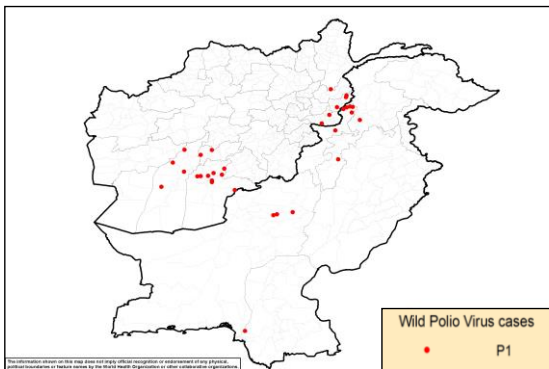
**Figure 4: Percent of AFP cases with Adequate Samples in Afghanistan by Province & Pakistan by District 01/01/2019 - 29/09/2019**



**Figure 5: Wild Virus Cases by Type & District in Afghanistan & Pakistan**

**5(a) 01/01/2018 - 31/12/2018**

**5(b) 01/01/2019 - 29/09/2019**



## World Health Organization – Regional Office for Eastern Mediterranean

## AFP SURVEILLANCE

Week 39, ending 29 September 2019

30-Sep-19

Number 1095

**Table 9: Wild Polio cases by district and date of onset of paralysis, Afghanistan 2018-2019**

ONSETYR	PROVINCE	DISTRICT	Count	First case	Last case
2018	HILMAND	NAWZAD	3	1-Sep-18	6-Nov-18
		NAD-E-ALI	1	1-Jun-18	1-Jun-18
	URUZGAN	SHAHID-E-HASSAS	2	8-Jul-18	9-Oct-18
	NURISTAN	PORUNS	1	26-Sep-18	26-Sep-18
	KANDAHAR	MAYWAND	1	24-Sep-18	24-Sep-18
		KANDAHAR	2	11-Aug-18	27-Aug-18
		ARGHANDAB (K)	1	17-Jul-18	17-Jul-18
		SHAHWALIKOT	3	5-Jan-18	27-Apr-18
		KHAKREZ	1	25-Feb-18	25-Feb-18
		SPINBOLDAK	1	6-Jan-18	6-Jan-18
	NANGARHAR	PACHIERAGAM	1	17-Jul-18	17-Jul-18
		KAMA	1	1-Jan-18	1-Jan-18
	KUNAR	CHAWKAY	1	22-Jun-18	22-Jun-18
GHAZIABAD		2	14-Feb-18	3-Mar-18	
<b>2018 Total</b>			<b>21</b>	<b>1-Jan-18</b>	<b>6-Nov-18</b>
2019	URUZGAN	TIRINKOT	4	19-May-19	2-Aug-19
		CHORA	3	20-Mar-19	23-Jul-19
		SHAHID-E-HASSAS	1	25-Feb-19	25-Feb-19
	HILMAND	GARMSER	1	26-May-19	26-May-19
		MUSAQALAH	1	5-May-19	5-May-19
		NAWZAD	1	3-Apr-19	3-Apr-19
		WASHER	1	23-Mar-19	23-Mar-19
		SANGIN	1	6-Mar-19	6-Mar-19
	KUNAR	WATAPUR	1	8-May-19	8-May-19
	KANDAHAR	GHORAK	1	12-Jan-19	12-Jan-19
		SPINBOLDAK	1	4-Jan-19	4-Jan-19
<b>2019 Total</b>			<b>16</b>	<b>4-Jan-19</b>	<b>2-Aug-19</b>

**Table 10: Wild Polio cases by district and date of onset of paralysis, Pakistan 2018-2019**

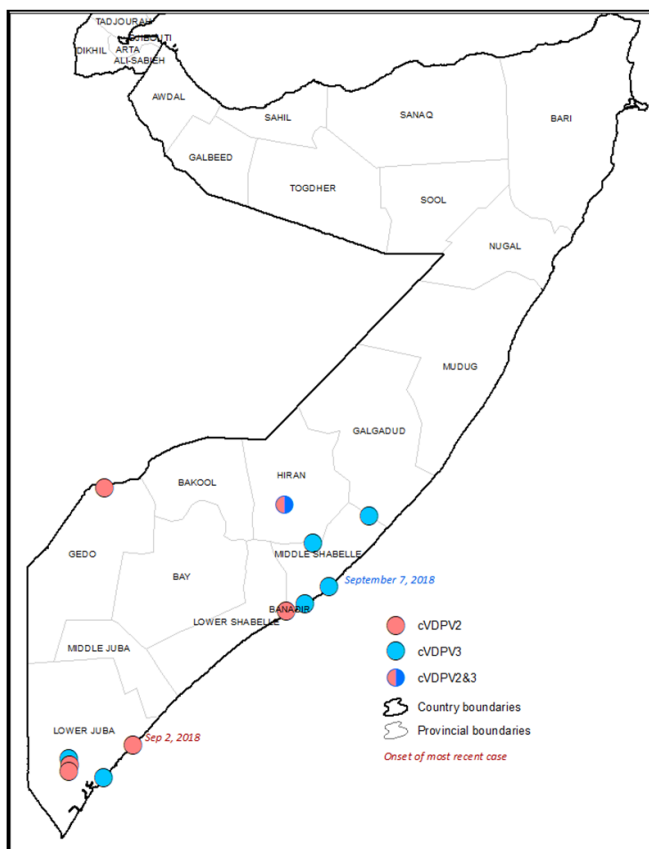
ONSETYR	PROVINCE	DISTRICT	Count	First case	Last case
2018	KP TRIBAL DISTRICTS	BAJOUR	5	01-09-18	31-12-18
		KHYBER	1	25-09-18	25-09-18
	KHYBER PAKHTUNKHUWA	LAKKIMRWT	1	16-12-18	16-12-18
		CHARSADA	1	01-08-18	01-08-18
	SINDH	KHIGADAP	1	22-09-18	22-09-18
BALUCHISTAN	DUKKI	3	08-03-18	18-05-18	
<b>2018 Total</b>			<b>12</b>	<b>08-03-18</b>	<b>31-12-18</b>
2019	KHYBER PAKHTUNKHUWA	LAKKIMRWT	7	27-05-19	28-08-19
		BANNU	23	15-01-19	19-08-19
		TORGHAR	6	25-05-19	02-08-19
		HANGU	2	20-01-19	28-07-19
		CHARSADA	1	21-07-19	21-07-19
		SHANGLA	1	18-05-19	18-05-19
		DIKHAN	1	05-05-19	05-05-19
	SINDH	JAMSHORO	1	23-08-19	23-08-19
		KHIORANGI	1	20-08-19	20-08-19
		HYDERABAD	2	20-07-19	05-08-19
		KHIGIQBAL	1	29-04-19	29-04-19
		LARKANA	1	17-04-19	17-04-19
		KHILAYARI	1	25-02-19	25-02-19
	KP TRIBAL DISTRICTS	WAZIR-S	1	20-08-19	20-08-19
		WAZIR-N	8	04-04-19	21-07-19
		KHYBER	1	14-02-19	14-02-19
		BAJOUR	1	18-01-19	18-01-19
	BALUCHISTAN	KABDULAH	3	09-06-19	08-08-19
		QUETTA	1	06-07-19	06-07-19
		JAFARABAD	1	28-05-19	28-05-19
PUNJAB	LAHORE	4	20-01-19	22-06-19	
	JHELUM	1	21-06-19	21-06-19	
<b>2019 Total</b>			<b>69</b>	<b>15-01-19</b>	<b>28-08-19</b>

**Table 11: Circulating VDPV cases and date of onset of paralysis in EMR countries by districts 2018-2019**

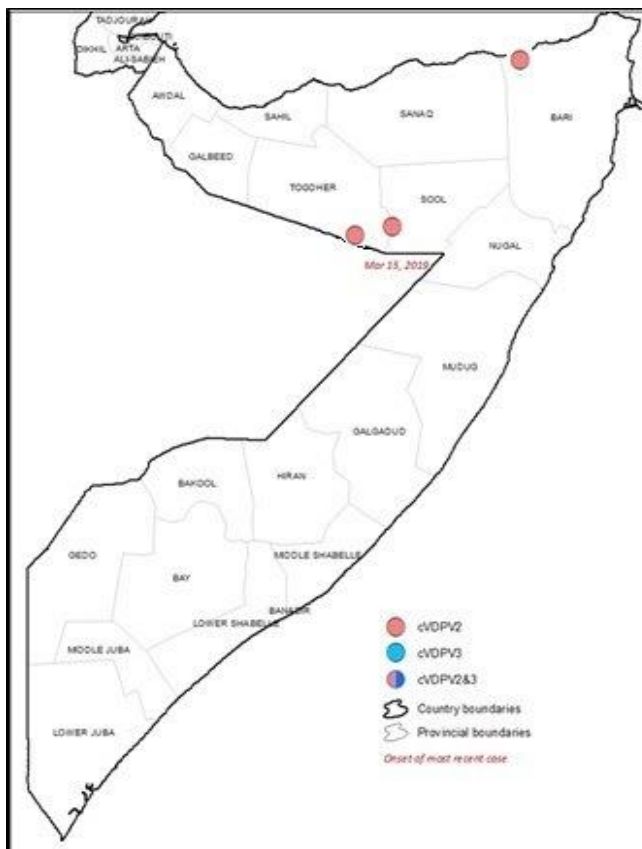
COUNTRY	YEAR	PROVINCE	DISTRICT	cVDPV2			cVDPV3			
				Count	First Case	Last Case	Count	First Case	Last Case	
SOM	2019	BARI	BOSSASO	1	08-May-19	08-May-19				
		TOGDHER	BUHODLE	1	21-Apr-19	21-Apr-19				
		SOOL	LAS ANOD	1	15-Mar-19	15-Mar-19				
	<b>Total 2019</b>				<b>3</b>	<b>15-Mar-19</b>	<b>8-May-19</b>			
	2018	LOWER JUBA	JAMAAME WEST	KISMAYO	1	02-Sep-18	02-Sep-18			
					2	29-Jul-18	30-Jul-18	2	4-Jul-18	27-Jul-18
		MIDDLE SHABELLE	RUNINGOD					1	07-Sep-18	07-Sep-18
			MAHADAY WARSHEIKH					1	29-Jun-18	29-Jun-18
		BANADIR	DANYILE		1	10-Jul-18	10-Jul-18			
		HIRAN	BULO BURTI		1	11-May-18	11-May-18	1	11-May-18	11-May-18
	GEDO	DOLO		1	26-May-18	26-May-18				
	<b>Total 2018</b>				<b>6</b>	<b>11-May-18</b>	<b>2-Sep-18</b>	<b>7</b>	<b>11-May-18</b>	<b>7-Sep-18</b>

**Figure 6: Somalia cVDPV cases by type and district**

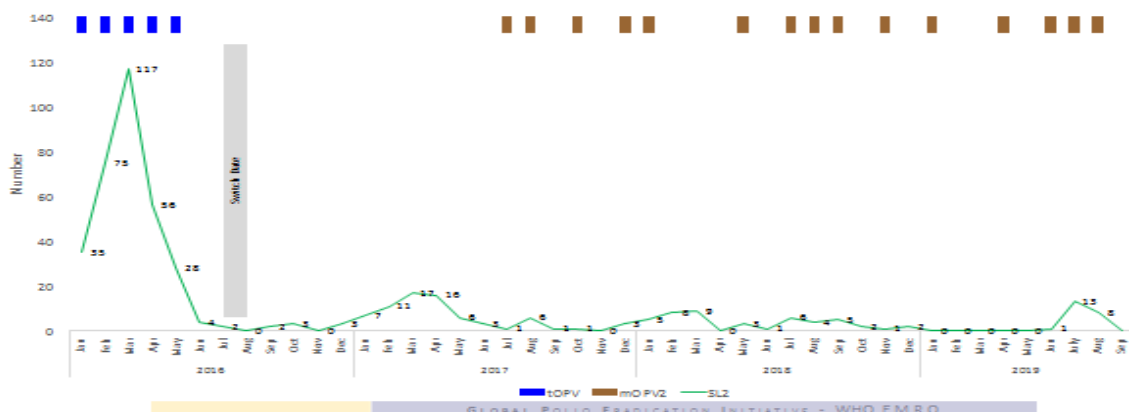
**6(a) 01/01/2018 - 31/12/2018**



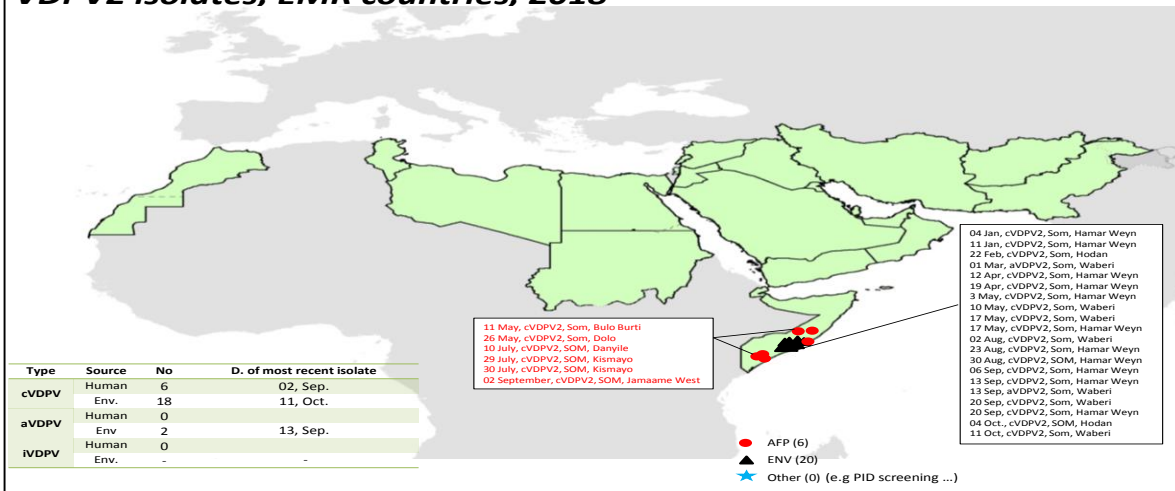
**6(b) 01/01/2019 - 29/09/2019**



**Sabin like type-2 poliovirus isolates (H&E) and vaccine types used during SIAs, EMRO, 2016 to 2019**



**VDPV2 isolates, EMR countries, 2018**



**VDPV2 isolates, EMR countries, 2019**

