

Highlights of Polio Fax Bulletin No. 1114 for Week 06 2020

I. Wild Poliovirus Transmission

Endemic countries (PAKISTAN & AFGHANISTAN): Following was reported this week:

2019

No new wild poliovirus cases or positive environmental samples reported this week.

2020

- 5 new wild poliovirus type-1 (WPV1) cases from Pakistan
- 5 new positive WPV1 environmental samples from Pakistan

a. *Human samples:* 5 new WPV1 cases reported this week.

Total WPV1 cases in 2019 to date is 173 (29 from Afghanistan and 144 from Pakistan). This compares with 33 cases in 2018 in the same period (Afghanistan – 21 and Pakistan – 12). Also 5 new WPV1 cases in 2020 were reported this week from Pakistan. Total WPV1 cases in 2020 to date is 17 all from Pakistan. This compares with 7 cases in 2019 in the same period (2 from Afghanistan and 5 from Pakistan).

- Afghanistan: No new wild poliovirus cases were reported this week:
In 2019 to date, 29 WPV1 cases are reported. They include 9 cases from Uruzgan province, 5 cases from Hilmand province, 6 from Kandahar province, 2 each from Paktika and Farah provinces and 1 each from Kunar, Nangarhar, Badghis, Baghlan and Herat provinces. The most recent case has onset of paralysis on 7 December 2019.
- Pakistan: Five new WPV1 cases reported this week and details are as follows:
Case (1): The case is from Lakki Marwat district, Khyber Pakhtunkhwa (KP) province, with date of onset 24 January 2020. The case is an 18-month old female child. The child did not receive any OPV doses neither from routine nor from SIAs (refusal).
Case (2): The case is from Lakki Marwat district, KP province, with date of onset 26 January 2020. The case is a 22-month old male child. The child reportedly received 7+ OPV doses all from SIAs and none from routine.
Case (3): The case is from Lakki Marwat district, KP province, with date of onset 29 January 2020. The case is a 17-month old male child. The child reportedly received 6 OPV doses all from SIAs and none from routine.
Case (4): The case is from Pishin district, Balochistan province, with date of onset 31 January 2020. The case is a 7-month old male child. The child did not receive any OPV doses neither from routine nor from SIAs (refusal).
Case (5): The case is from Lakki Marwat district, KP province, with date of onset 2 February 2020. The case is an 11-month old female child. The child reportedly received 1 OPV dose from routine and 4 doses from SIAs.

In 2019 to date, 144 WPV1 cases are reported from Pakistan. They include 80 from Khyber Pakhtunkhwa (KP) province, 12 from KP Tribal Districts (KPTD), 30 from Sindh province, 12 from Balochistan province and 10 from Punjab province. While in 2020, 17 WPV1 cases are reported, 10 from KP, 5 from Sindh and 2 from Balochistan provinces. The most recent case has onset of paralysis on 2 February 2020.

b. *Environmental samples:* Five new WPV1 positive environmental samples reported this week – all in 2020 from Pakistan:

- Afghanistan: In 2019 to date, there are 56 wild positive environmental samples with most recent positive sample collected on 25 December 2019. In 2020 to date, 2 WPV1 positive environmental samples including 1 combined (WPV1 and cVDPV2) with most recent sample collected on 8 January 2020.

- Pakistan: In 2019 to date, there are 375 WPV1 positive environmental samples including 9 combined (WPV1 and cVDPV2) with most recent positive sample collected on 31 December 2019. In 2020 to date, there are 29 WPV1 positive environmental samples with most recent positive sample collected on 20 January 2020.

II. Circulating Vaccine Derived Polioviruses (cVDPVs)

1. AFGHANISTAN: No new cVDPV cases reported this week, but two new cVDPV2 environmental samples including 1 combined (WPV1 and cVDPV2) were reported both from Jalalabad district, Nangarhar province, with most recent collection on 8 January 2020.

2. PAKISTAN: No new cVDPV isolates from human were reported this week. In 2019 to date, 22 cVDPV2 cases reported. Cases include four from Diamir district of Gilgit-Baltistan (GB) province; three each from Torghar, Khyber and Mohmand; two from Kohistan Lower; and one each from Charsadda, Kohistan Upper, Bajour, Lakki Marwat and Peshawar districts in KP; one each from Islamabad and Gujranwala district, Punjab province. In 2020 to date, 3 cVDPV2 cases reported from KP province (one each from Peshawar, Bajour and Khyber) with most recent onset on 12 January 2020.

Environment: In 2019, 29 positive environmental samples for cVDPV2, the recent most sample collected on 24 December 2019 (including nine combined WPV1 and cVDPV2).

In addition, cVDPV2 has been isolated from 16 healthy children and 7 contacts.

2. SOMALIA: No new cVDPV2 or cVDPV3 isolates from human were reported this week.

In 2019 to date:

- 3 cVDPV2 cases. The most recent reported case has date of onset of paralysis on 8 May 2019.
- 1 cVDPV2 was isolated from an environmental sample collected on 3 February 2019.
- 5 cVDPVs were isolated from environmental samples with most recent positive sample collected on 22 December 2019.

In 2020 to date: 3 cVDPV2 were isolated from environmental samples most recent collected on 19 January 2020.

III. Surveillance performance indicators

In 2019, 20 of 22 member states are meeting the global target of both key surveillance indicators, namely non polio AFP rate of 2 per 100,000 children aged below 15 years and percent AFP cases with adequate specimen 80% and above.

- Djibouti has a non-polio AFP rate of 1.4
- Tunisia has a percentage of AFP cases with adequate stool specimens of 74.7%
- In Yemen there are AFP cases pending final classification more than 90 days due to delayed lab results because of delay in shipment of specimens to reference polio laboratories and high workload in the labs.

World Health Organization – Regional Office for Eastern Mediterranean

AFP SURVEILLANCE

17-Feb-20

Week 07, ending 16 February 2020

Number 1115

Table 1: Acute Flaccid Paralysis (AFP) cases by week of onset

Country	Reported AFP cases by week of onset - Week (07/20) / Ending on : 16/02/2020														
	Total AFP 2018	Total AFP 2019	Total AFP to date, 2020	W48 01 Dec 19	W49 08 Dec 19	W50 15 Dec 19	W51 22 Dec 19	W52 29 Dec 19	W01 05 Jan 20	W02 12 Jan 20	W03 19 Jan 20	W04 26 Jan 20	W05 02 Feb 20	W06 09 Feb 20	W07 16 Feb 20
Afghanistan	3378	3768	427	79	76	63	70	67	79	66	71	85	91	45	1
Bahrain	35	17	1	0	1	0	0	0	0	0	0	0	1	0	0
Djibouti	0	5	0	0	0	0	0	0	0	0	0	0	0	0	0
Egypt	1246	1343	131	28	31	26	18	13	29	18	21	24	23	17	
Iran	896	1070	103	25	24	24	17	24	20	22	30	15	13	3	
Iraq	1023	1157	109	33	31	20	25	13	23	20	12	20	15	20	1
Jordan ****	115	113	11	0	4	1	1	1	1	4	0	3	0	3	
Kuwait	72	48	5	1	3	1	0	2	1	1	1	0	0	1	1
Lebanon ****	89	87	14	1	4	1	3	4	4	2	2	3	2	2	
Libya	122	107	21	1	4	4	3	4	4	4	5	1	4	3	
Morocco	212	248	17	10	14	6	4	2	4	2	3	5	3	0	
Oman	28	30	3	1	4	1	0	1	0	1	0	0	2	0	0
Pakistan	12276	15164	1574	323	354	352	307	284	353	314	303	320	261	97	2
Palestine ****	44	62	6	3	1	0	2	1	0	1	0	2	1	1	1
Qatar	10	9	0	0	0	0	2	0	0	0	0	0	0	0	0
Saudi Arabia	242	236	13	3	5	4	4	4	1	5	7	1	0	0	0
Somalia	353	361	56	3	11	7	4	5	10	6	8	16	14	2	1
Sudan	579	608	64	13	6	17	17	5	14	10	12	10	12	8	0
Syria ****	362	377	48	9	11	16	8	3	7	6	10	11	11	4	2
Tunisia	68	79	1	2	0	0	2	0	1	0	0	0	0	0	
U.A.E	40	50	5	4	1	1	0	2	2	0	1	0	1	1	0
Yemen	730	780	46	14	26	19	10	25	8	16	13	7	3		
Total EMR	21920	25719	2655	553	611	563	497	460	561	498	499	523	457	207	9

No data = No report received

Table 2: Confirmed polio cases by month of onset

Country	Total year 2018	Total year 2019	16/02		Confirmed polio cases by month of onset											
			2019	2020	March 2019	April 2019	May 2019	June 2019	July 2019	August 2019	September 2019	October 2019	November 2019	December 2019	January 2020	February 2020
Afghanistan	21	29	2	0	3	1	5	1	2	2	3	1	7	1		
Bahrain	0	0	0	0	0	0	0	0	0	0	0	0	0	0	0	0
Djibouti	0	0	0	0	0	0	0	0	0	0	0	0	0	0	0	0
Egypt	0	0	0	0	0	0	0	0	0	0	0	0	0	0	0	0
Iran	0	0	0	0	0	0	0	0	0	0	0	0	0	0	0	0
Iraq	0	0	0	0	0	0	0	0	0	0	0	0	0	0	0	0
Jordan ****	0	0	0	0	0	0	0	0	0	0	0	0	0	0	0	0
Kuwait	0	0	0	0	0	0	0	0	0	0	0	0	0	0	0	0
Lebanon ****	0	0	0	0	0	0	0	0	0	0	0	0	0	0	0	0
Libya	0	0	0	0	0	0	0	0	0	0	0	0	0	0	0	0
Morocco	0	0	0	0	0	0	0	0	0	0	0	0	0	0	0	0
Oman	0	0	0	0	0	0	0	0	0	0	0	0	0	0	0	0
Pakistan	12	144	5	17	0	11	11	16	12	14	5	16	23	30	16	1
Palestine ****	0	0	0	0	0	0	0	0	0	0	0	0	0	0	0	0
Qatar	0	0	0	0	0	0	0	0	0	0	0	0	0	0	0	0
Saudi Arabia	0	0	0	0	0	0	0	0	0	0	0	0	0	0	0	0
Somalia	0	0	0	0	0	0	0	0	0	0	0	0	0	0	0	0
Sudan	0	0	0	0	0	0	0	0	0	0	0	0	0	0	0	0
Syria ****	0	0	0	0	0	0	0	0	0	0	0	0	0	0	0	0
Tunisia	0	0	0	0	0	0	0	0	0	0	0	0	0	0	0	0
U.A.E	0	0	0	0	0	0	0	0	0	0	0	0	0	0	0	0
Yemen	0	0	0	0	0	0	0	0	0	0	0	0	0	0	0	0
Total EMR	33	173	7	17	3	12	16	17	14	16	8	17	30	31	16	1

**** UNRWA cases are included with those of country of residence

AFP SURVEILLANCE

Week 07, ending 16 February 2020

17-Feb-20

Number 1115

Table 3: Investigation of AFP cases with paralysis onset in 2019 & 2020 up to Week (07/20) / Ending on : 16/02/2020

COUNTRY	2019												2020												Latest line List Date
	AFP									Specimen	Wild cases ****		AFP									Specimen	Wild cases ****		
	Total AFP cases onset 2019	Case classification					Non polio AFP rate **	AFP cases pending classification > 90 days from onset of paralysis	AFP cases pending classification and lab > 90 days from onset of paralysis		% with *** adequate specimens	Wild P1 Poliovirus	Wild P3 Poliovirus	Total AFP cases onset 2020	Case classification					Annualized Non polio AFP rate **	AFP cases pending classification > 90 days from onset of paralysis		AFP cases pending classification and lab > 90 days from onset of paralysis	% with *** adequate specimens	
		Total Confirmed Polio Cases *	Polio Compatible	Pending Classification	Discarded (non polio AFP)	VDPV				Total Confirmed Polio Cases *					Polio Compatible	Pending Classification	Discarded (non polio AFP)	VDPV							
Afghanistan	3768	29	1	16	3722	0	18.5	6	0	94.1	29	0	427	0	0	194	233	0	16.4	0	0	96.5	0	0	16/02/2020
Bahrain	17	0	0	2	15	0	5.9	2	0	100.0	0	0	1	0	0	1	0	0	2.7	0	0	100.0	0	0	16/02/2020
Djibouti	5	0	0	0	5	0	1.4	0	0	80.0	0	0	0	0	0	0	0	0	0.0	0	0		0	0	16/02/2019
Egypt	1343	0	0	9	1334	0	3.6	2	0	93.1	0	0	131	0	0	73	58	0	2.7	0	0	88.5	0	0	13/02/2020
Iran	1070	0	0	0	1069	1	5.2	0	0	97.1	0	0	103	0	0	37	66	0	3.9	0	0	100.0	0	0	15/02/2020
Iraq	1157	0	0	9	1148	0	7.4	0	0	94.3	0	0	109	0	0	63	46	0	5.2	0	0	91.7	0	0	16/02/2020
Jordan	113	0	0	0	113	0	3.9	0	0	100.0	0	0	11	0	0	4	7	0	2.2	0	0	100.0	0	0	13/02/2020
Kuwait	48	0	0	0	48	0	5.4	0	0	89.6	0	0	5	0	0	2	3	0	3.5	0	0	60.0	0	0	16/02/2020
Lebanon	87	0	0	8	79	0	4.7	8	0	89.7	0	0	14	0	0	11	3	0	5.9	0	0	78.6	0	0	13/02/2020
Libya	107	0	0	0	107	0	4.3	0	0	98.1	0	0	21	0	0	8	13	0	6.5	0	0	100.0	0	0	15/02/2020
Morocco	248	0	0	19	229	0	2.8	9	0	83.1	0	0	17	0	0	17	0	0	1.5	0	0	70.6	0	0	10/02/2020
Oman	30	0	0	0	30	0	2.7	0	0	80.0	0	0	3	0	0	2	1	0	2.1	0	0	66.7	0	0	16/02/2020
Pakistan	15164	144	3	402	14592	22	19.3	186	0	86.8	144	0	1574	17	0	628	926	3	15.5	0	0	90.9	17	0	16/02/2020
Palestine	62	0	0	5	57	0	3.3	0	0	98.4	0	0	6	0	0	6	0	0	2.5	0	0	100.0	0	0	16/02/2020
Qatar	9	0	0	0	9	0	2.5	0	0	88.9	0	0	0	0	0	0	0	0	0.0	0	0		0	0	16/02/2020
Saudi Arabia	236	0	0	19	217	0	2.8	0	0	93.2	0	0	13	0	0	13	0	0	1.2	0	0	100.0	0	0	16/02/2020
Somalia	361	0	0	4	354	3	5.7	4	0	95.6	0	0	56	0	0	31	25	0	5.4	0	0	98.2	0	0	16/02/2020
Sudan	608	0	0	7	601	0	3.4	2	0	96.4	0	0	64	0	0	20	44	0	2.6	0	0	98.4	0	0	16/02/2019
Syria	377	0	0	0	377	0	4.8	0	0	88.1	0	0	48	0	0	38	10	0	4.7	0	0	100.0	0	0	15/02/2020
Tunisia	79	0	0	0	78	1	2.9	0	0	74.7	0	0	1	0	0	0	1	0	0.3	0	0	100.0	0	0	14/02/2019
U.A.E	50	0	0	9	41	0	4.0	4	1	90.0	0	0	5	0	0	5	0	0	3.1	0	0	100.0	0	0	16/02/2020
Yemen	780	0	0	329	451	0	5.5	221	194	89.0	0	0	46	0	0	46	0	0	2.5	0	0	100.0	0	0	05/02/2020
EMR	25719	173	4	838	24676	27	10.1	444	195	89.6	173	0	2655	17	0	1199	1436	3	8.0	0	0	92.7	17	0	
2018	21920	33	1	86	21785	15	8.7	86	80	89.8	33	0													

* Confirmed polio cases refer to wild isolation from AFP cases or from contacts of negative index AFP cases

** Non-polio AFP per 100,000 children <15 years

*** Adequate here refers to two stool specimens collected at least 24 hours apart, within 14 days of paralysis onset and specimens received in the lab in Good Condition

**** AFP cases co infected with P1 and P3 are counted separately as wild isolates

World Health Organization – Regional Office for Eastern Mediterranean

AFP SURVEILLANCE

Week 07, ending 16 February 2020

17-Feb-20

Number 1115

COUNTRY	2019						2020					
	# OF CONTACTS	LAB RESULTS					# OF CONTACTS	LAB RESULTS				
		WILD	VDPV	SL	NPEV	PENDING		WILD	VDPV	SL	NPEV	PENDING
AFG	1138	8	0	48	202	0	102	0	0	0	5	38
BAH	0	0	0	0	0	0	0	0	0	0	0	0
DJI	1	0	0	0	0	0	0	0	0	0	0	0
EGY	498	0	0	8	57	0	23	0	0	0	0	8
IRN	213	0	0	4	7	0	0	0	0	0	0	0
IRQ	603	0	0	10	39	6	57	0	0	0	1	48
JOR	0	0	0	0	0	0	0	0	0	0	0	0
KUW	0	0	0	0	0	0	0	0	0	0	0	0
LEB	24	0	0	0	3	2	0	0	0	0	0	0
LIB	6	0	0	0	3	0	0	0	0	0	0	0
MOR	85	0	0	3	1	30	2	0	0	0	0	0
OMA	78	0	0	2	28	0	15	0	0	1	1	10
PAK	5497	26	7	246	959	5	777	6	0	37	62	197
PAL	0	0	0	0	0	0	0	0	0	0	0	0
QAT	0	0	0	0	0	0	0	0	0	0	0	0
SAA	44	0	0	1	0	0	0	0	0	0	0	0
SOM	1078	0	1	45	140	14	175	0	0	2	14	91
SUD	402	0	0	0	31	90	22	0	0	0	2	0
SYR	813	0	0	23	36	0	102	0	0	0	0	71
TUN	27	0	0	0	2	0	0	0	0	0	0	0
UAE	0	0	0	0	0	0	0	0	0	0	0	0
YEM	422	0	0	0	0	219	24	0	0	0	0	24
EMR	10929	34	8	390	1508	366	1299	6	0	40	85	487

Table 4 (B): Most recent wild contacts in EMRO, 2019-2020

Year	Country	Data	
		Count of wild contacts	Date of Most Recent stool collection
2020	Pakistan	6	21/Jan/20
2020 Total		6	21/Jan/20
2019	Afghanistan	8	17/Aug/19
	Pakistan	26	26/Dec/19
2019 Total		34	26/Dec/19

Table 4 (C): Number of distribution by district of -ve index AFP cases identified as wild positive by contact in EMR, 2019-2020

YEAR	COUNTRY	PROVINCE	DISTRICT	COUNT	First case	Last case	
2019	AFG	URUZGAN	TIRINKOT	1	2-Aug-19	2-Aug-19	
			MUSAQALAH	1	05-Jun-19	05-Jun-19	
			SANGIN	1	06-Mar-19	06-Mar-19	
	PAK	PUNJAB	DG KHAN	2	2-Dec-19	10-Dec-19	
			KHIORANGI	1	28-Aug-19	28-Aug-19	
		SINDH	SUJAWAL	1	25-Sep-19	25-Sep-19	
			JAMSHORO	1	09-Oct-19	09-Oct-19	
			T. ALLAHYAR	1	10-Nov-19	10-Nov-19	
			KAMBAR	1	02-Nov-19	02-Nov-19	
			MIRPURKHAS	2	01-Dec-19	18-Dec-19	
			LARKANA	1	24-Dec-19	24-Dec-19	
			JACOBABAD	1	19-Dec-19	19-Dec-19	
		BALOCHSITAN	MASTUNG	1	18-Nov-19	18-Nov-19	
			KILLABDULLAH	2	2-Jul-19	19-Nov-19	
	KHYBER PAKHTUNKHWA (KP)	BANNU	1	13-Nov-19	13-Nov-19		
		SWABI	1	17-Nov-19	17-Nov-19		
		TANK	1	30-Oct-19	30-Oct-19		
		LAKKIMRWAT	3	27-May-19	04-Oct-19		
		TORGHAR	1	25-May-19	25-May-19		
	2019 Total				24	06-Mar-19	24-Dec-19

AFP SURVEILLANCE

Week 07, ending 16 February 2020

17-Feb-20

Number 1115

Table 5: Laboratory investigation of AFP cases with paralysis onset in 2020 up to Week (07/2020) / Ending on : (16/02/2020)

Country	Polio laboratories ITD / Nucleotide Sequencing (Nucleotide Sequencing performed by EGY, PAK, TUN, CDC and RIVM laboratories)	AFP cases with specimens	Preliminary virus isolation results of AFP cases						Poliovirus intratypic differentiation results #										Indicators				Latest report Date			
			Referred for ITD		NPEV only	Negative	Pending		Type 1			Type 2			Type 3			Discordant pending sequence	NPEV by PCR	Non-EV	Pending ITD	% specimens positive for NPEV*		% AFP cases with culture results within 14 days	% AFP cases with ITD results within 7 days	% AFP cases with ITD results within 45 days of onset**
			L20B+	L20B+/NPEV			received < / = 14 days	received > 14 days ago	Wild	Sabin	VDPV	Wild	Sabin	VDPV	Wild	Sabin	VDPV									
Afghanistan	RRL Pakistan	400	12	2	23	206	156			9										2	8%	100%	100%	100%	16/02/2020	
Bahrain	NPL Oman / CDC																								17/02/2020	
Djibouti	NPL Kenya / CDC																								16/02/2020	
Egypt***	RRL Egypt	128		1	4	74	40	9											1		5%	100%	100%	100%	13/02/2020	
Iran	NPL Iran / CDC	126	1			95	30		1												0%	100%	100%	100%	15/02/2020	
Iraq	RRL Egypt	109			9	51	45	4													13%	100%		100%	14/02/2020	
Jordan	NPL Jordan / RRL EGYPT	10			2	5	3														29%	100%		100%	16/02/2020	
Kuwait	RRL Kuwait / RIVM	4				2	2														10%	100%		100%	16/02/2020	
Lebanon	NPL Jordan / RRL EGYPT	9			1	8															11%	100%		100%	16/02/2020	
Libya	RRL Tunisia / RIVM	14				6		8													0%	100%		100%	10/02/2020	
Morocco	NPL Morocco / RRL Tunisia	10				8		2													0%	100%		100%	07/02/2020	
Oman	NPL Oman / CDC	3				1	2														18%	100%		100%	17/02/2020	
Pakistan	RRL Pakistan	1546	108	6	95	844	488	5	17	26			3							48	8%	100%	100%	100%	16/02/2020	
Palestine & UNRWA		6				1	2	2													0%	50%		100%	16/02/2020	
Qatar	NPL Oman / CDC																								17/02/2020	
Saudi Arabia	NPL Saudi Arabia / CDC	14				13		1													0%	77%			16/02/2020	
Somalia	NPL Kenya / CDC	56			7	18	9	22													28%	4%		100%	16/02/2020	
Sudan	NPL Sudan / RRL Egypt	47			1	19	6	21													8%	100%			09/02/2020	
Syria	NPL Syria / RRL Egypt	44	2			20	20	2													1%	100%			16/02/2020	
Tunisia	RRL Tunisia																								10/02/2020	
U.A.E	NPL Oman / CDC																								17/02/2020	
Yemen	NPL Kenya / CDC																								05/02/2020	
Total EMR 2020		2526	123	9	142	1371	803	76	17	36			3	48				1		50	7%	98%	100%	100%		
Total EMR 2019		24653	1046	98	3604	19813	7	68	149	565	1		39	24	618	1	3	21	6	11	12%	95%	99%	97%		

* Specimens from all sources including non-AFP cases, excluding environmental samples

** This indicator reflects surveillance and laboratory activities

Table 6: Environmental isolate by year and type

COUNTRY	LAB RESULTS	2016	2017	2018	2019	2020
AFG	Wild	2	42	83	56	1
	Wild+cVDPV2					1
	cVDPV2					1
	EV/SL	177	265	248	196	2
	Negative	6	9	5	3	
AFG Total		185	316	336	259	34
EGY	EV/SL	492	481	508	666	38
	Negative	36	41	32	34	8
	Pending					18
EGY Total		528	522	540	700	64
IRN	Wild				3	
	EV/SL		5	51	65	3
	Negative		1	3	3	
IRN Total			6	54	71	3
JOR	EV/SL	2	29	36	36	1
	Negative		2			1
	Pending					2
JOR Total		2	31	36	36	4
KUW	EV/SL			3	3	
	Pending				8	
KUW Total				3	11	
LEB	EV/SL	2	26	44	44	2
	Negative	2	1	1	3	
	Pending					2
LEB Total		4	27	45	47	4
PAK	Wild	60	106	139	366	29
	Wild+cVDPV2	2			9	
	cVDPV2	2			20	
	aVDPV2	3	4		1	
	EV/SL	456	523	531	417	12
	Negative	6		3	4	2
	Pending				14	58
PAK Total		529	633	673	831	101
SOM	cVDPV2		2	19	5	3
	cVDPV3			11		
	aVDPV2			2	1	
	EV/SL		20	43	28	3
	Negative		14	138	29	5
SOM Total			36	213	63	12
SUD	EV/SL			15	41	
	Negative				1	
	Pending				18	5
SUD Total				15	60	5
SYR	EV/SL		4	81	155	11
	Negative			21	30	3
	Pending					10
SYR Total			4	102	185	24
TOTAL		1248	1575	2017	2263	251

Table 7: Environmental Wild/VDPV isolate by site 2019-2020

YEAR	COUNTRY	LAB RESULTS	PROVINCE	Count	First date	Last date	
2019	AFG	Wild	HILMAND	19	6/Jan/19	25/Dec/19	
			KANDAHAR	24	6/Jan/19	25/Dec/19	
			NANGARHAR	13	26/Jan/19	25/Dec/19	
	AFG Total			56	6/Jan/19	25/Dec/19	
	IRN	Wild	S & B	3	22/Apr/19	20/May/19	
			IRN Total	3	22/Apr/19	20/May/19	
	PAK	Wild	BALOCHISTAN	72	1/Jan/19	20/Dec/19	
			FATA	8	15/Jan/19	4/Dec/19	
			ISLAMABAD	3	12/Apr/19	21/Aug/19	
			PUNJAB	97	5/Jan/19	17/Dec/19	
			SINDH	155	2/Jan/19	20/Dec/19	
			KHYBER PAKHTOON	31	8/Jan/19	28/Dec/19	
		Wild+cVDPV2	FATA	1	31/Dec/19	31/Dec/19	
			PUNJAB	4	6/Aug/19	15/Nov/19	
		cVDPV2	SINDH	4	7/Oct/19	18/Dec/19	
			ISLAMABAD	1	12/Nov/19	12/Nov/19	
			PUNJAB	7	21/Aug/19	16/Dec/19	
aVDPV2	GILGIT BALTISTAN	5	24/Aug/19	6/Nov/19			
	KHYBER PAKHTOON	7	9/Oct/19	24/Dec/19			
aVDPV2	PUNJAB	1	11/Apr/19	11/Apr/19			
PAK Total			396	1/Jan/19	31/Dec/19		
SOM	cVDPV2	BANADIR	5	10/Nov/19	22/Dec/19		
		aVDPV2	1	3/Feb/19	3/Feb/19		
SOM Total			6	3/Feb/19	22/Dec/19		
2019 Total			461	1/Jan/19	31/Dec/19		
2020	AFG	Wild	HILMAND	1	1/Jan/20	1/Jan/20	
			Wild+cVDPV2	NANGARHAR	1	8/Jan/20	8/Jan/20
			cVDPV2	NANGARHAR	1	7/Jan/20	7/Jan/20
	AFG Total			3	1/Jan/20	8/Jan/20	
	PAK	Wild	BALOCHISTAN	6	1/Jan/20	20/Jan/20	
			PUNJAB	6	4/Jan/20	20/Jan/20	
			SINDH	17	3/Jan/20	17/Jan/20	
PAK Total			29	1/Jan/20	20/Jan/20		
SOM	cVDPV2	BANADIR	3	5/Jan/20	19/Jan/20		
		SOM Total	3	5/Jan/20	19/Jan/20		
2020 Total			35	1/Jan/20	20/Jan/20		
TOTAL			496	1/Jan/19	20/Jan/20		

Figure 1: Non Polio AFP Rate and Wild Virus in EMR 01/01/2020 - 16/02/2020

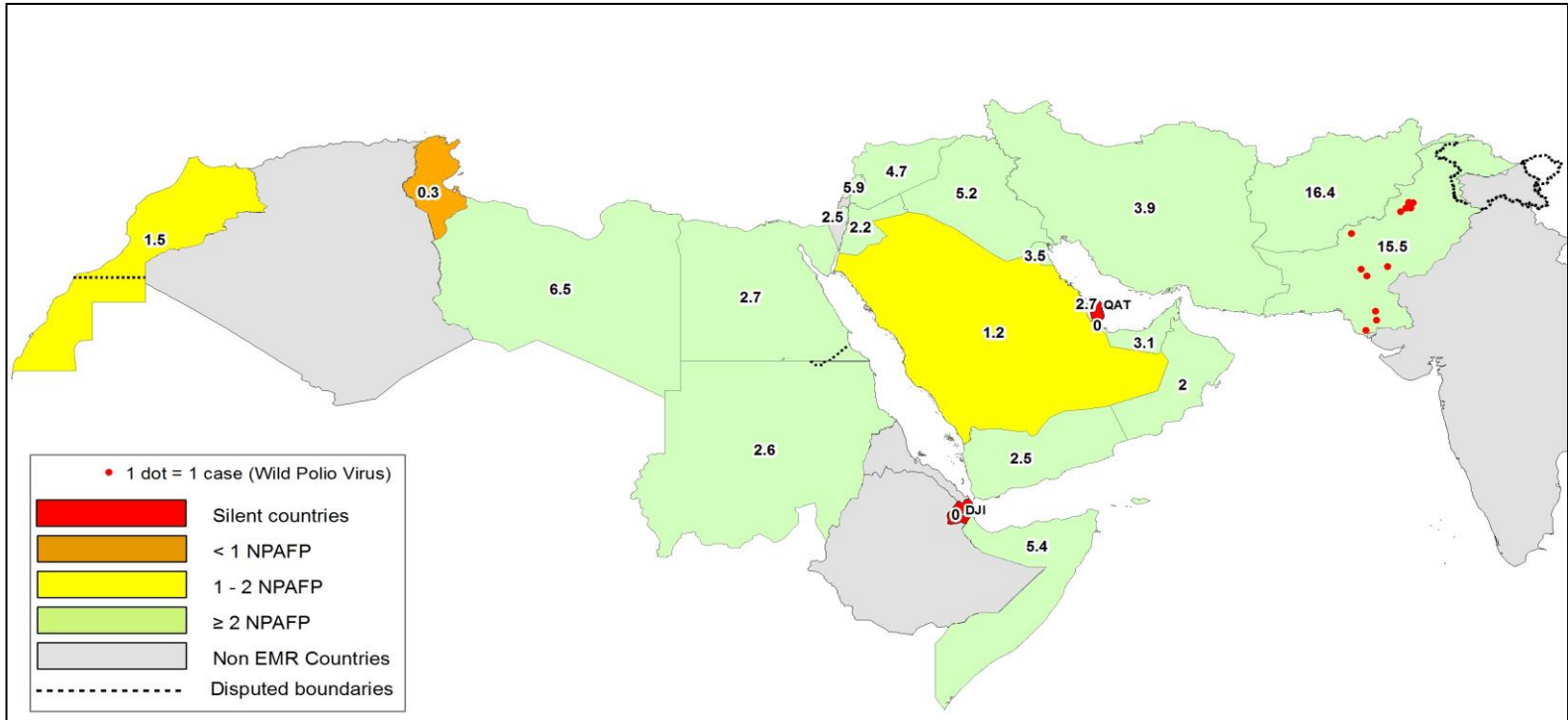


Figure 2: Percent of AFP cases with Adequate Samples & Compatible Cases in EMR 01/01/2020 - 16/02/2020

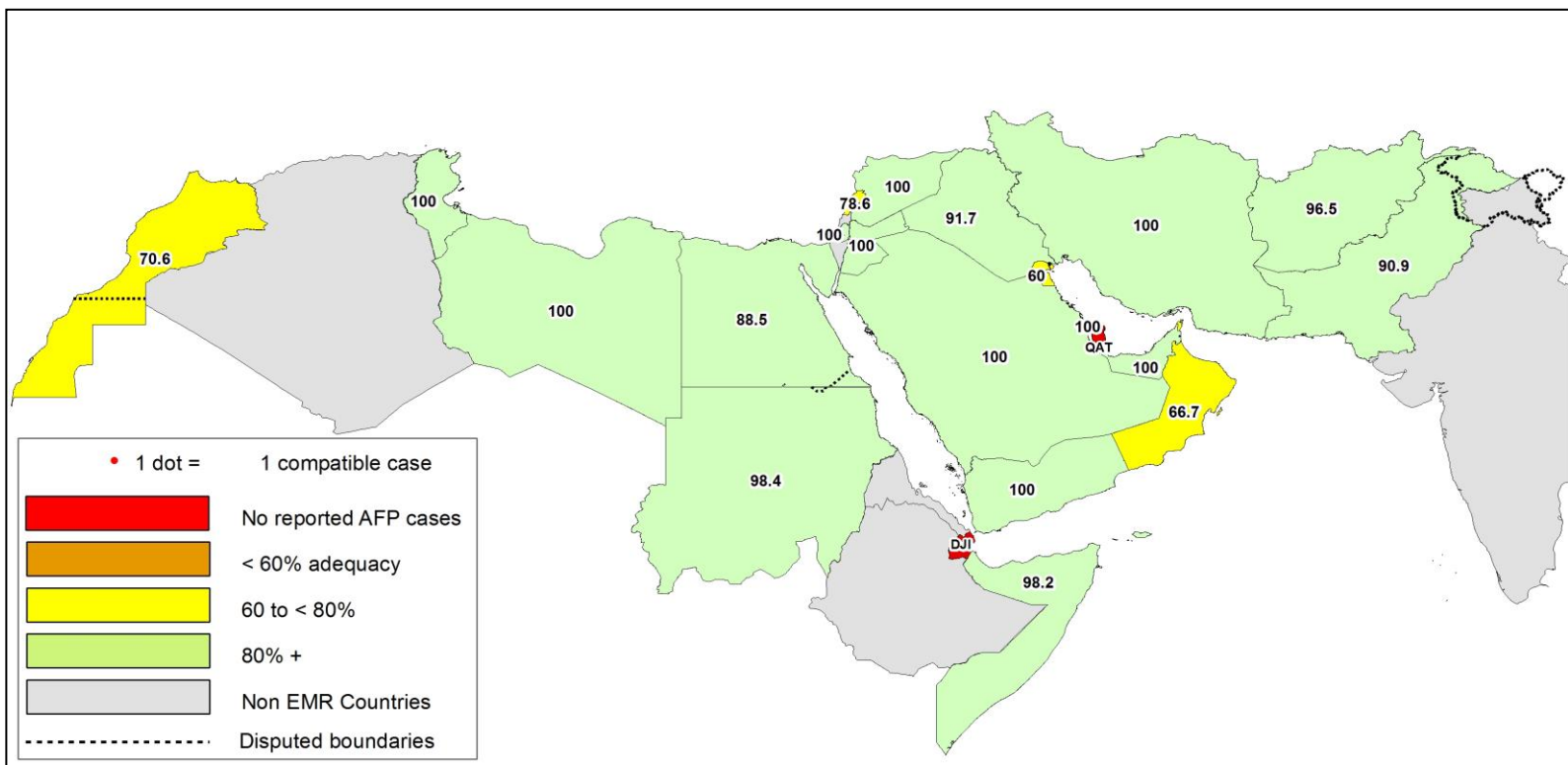


Table 8: Wild polio cases by country and date of onset of paralysis in EMR, 2019 - 2020

Year	COUNTRY	Count	First Case	Last Case
2020	PAK	17	1-Jan-20	2-Feb-20
2020 Total		17	1-Jan-20	2-Feb-20
2019	AFG	29	4-Jan-19	7-Dec-19
	PAK	144	15-Jan-19	31-Dec-19
2019 Total		173	4-Jan-19	31-Dec-19

Figure 3: Non Polio AFP rate by Province in Afghanistan & by District in Pakistan 01/01/2020 - 16/02/2020

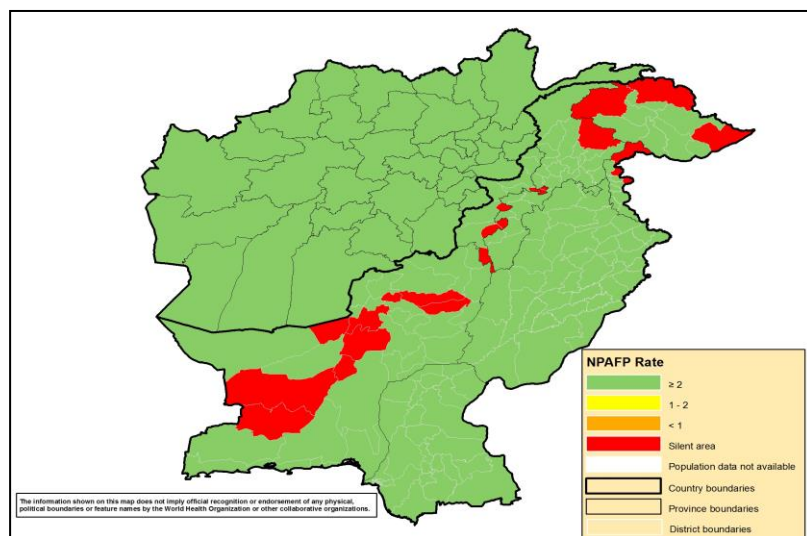


Figure 4: Percent of AFP cases with Adequate Samples in Afghanistan by Province & Pakistan by District 01/01/2020 - 16/02/2020

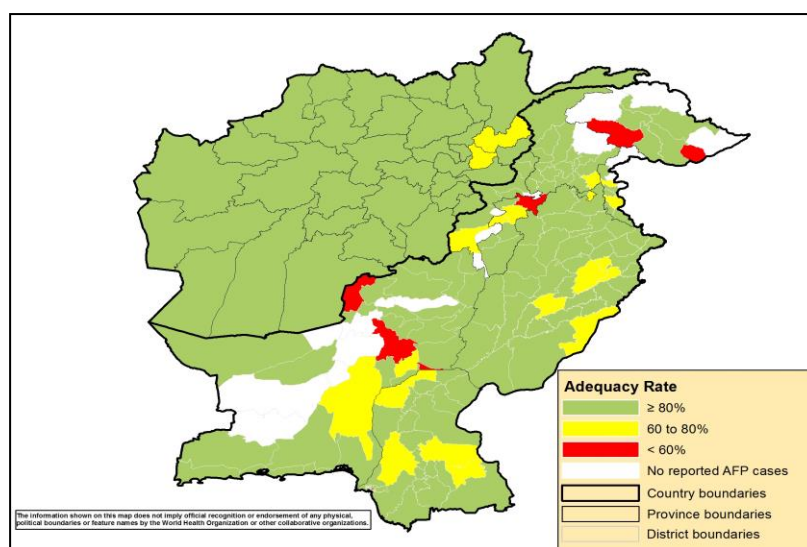
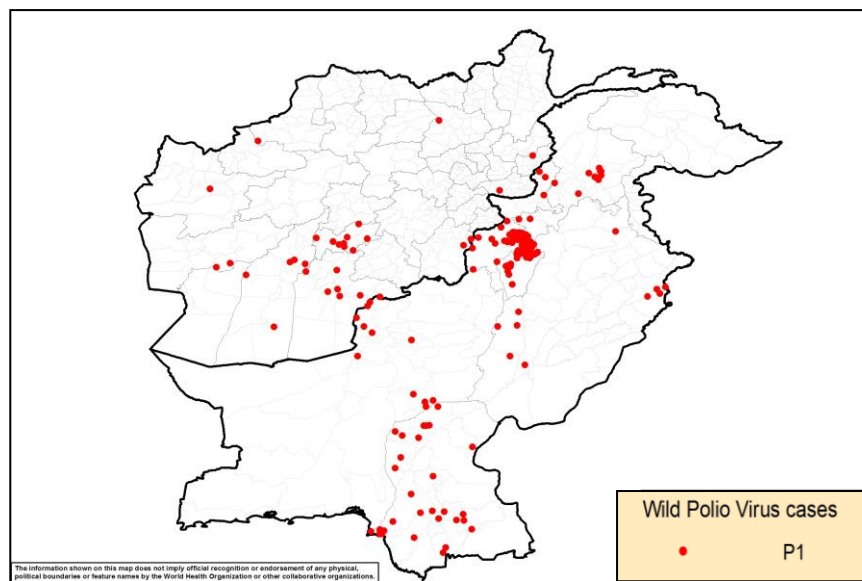
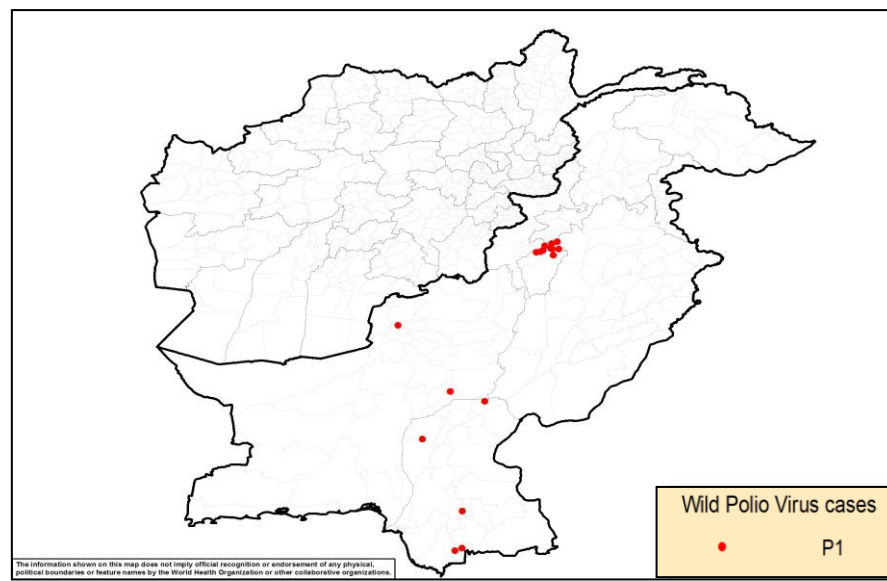


Figure 5: Wild Virus Cases by Type & District in Afghanistan & Pakistan

5(a) 01/01/2019 - 31/12/2019



5(b) 01/01/2020 - 16/02/2020



World Health Organization – Regional Office for Eastern Mediterranean

AFP SURVEILLANCE

Week 07, ending 16 February 2020

17-Feb-20

Number 1115

Table 9: Wild Polio cases by district and date of onset of paralysis, Afghanistan 2019-2020

ONSETYR	PROVINCE	DISTRICT	Count	First case	Last case
2019	KANDAHAR	SHAHWALIKOT	1	7-Dec-19	7-Dec-19
		SPINBOLDAK	2	4-Jan-19	22-Nov-19
		KANDAHAR	2	17-Aug-19	10-Nov-19
		GHORAK	1	12-Jan-19	12-Jan-19
	FARAH	BAKWA	2	14-Nov-19	25-Nov-19
	HIRAT	PASHTUNZARGHUN	1	19-Nov-19	19-Nov-19
	BAGHLAN	PUL-E- KHUMRI	1	14-Nov-19	14-Nov-19
	URUZGAN	KHASURUZGAN	1	2-Nov-19	2-Nov-19
		TIRINKOT	4	19-May-19	2-Aug-19
		CHORA	3	20-Mar-19	23-Jul-19
		SHAHID-E-HASSAS	1	25-Feb-19	25-Feb-19
	BADGHIS	BALAMURGHAB	1	17-Oct-19	17-Oct-19
	PAKTIKA	BERMEL	2	15-Sep-19	28-Sep-19
	NANGARHAR	KHOGYANI	1	18-Sep-19	18-Sep-19
	HILMAND	GARMSER	1	26-May-19	26-May-19
		MUSAQALAH	1	5-May-19	5-May-19
		NAWZAD	1	3-Apr-19	3-Apr-19
		WASHER	1	23-Mar-19	23-Mar-19
		SANGIN	1	6-Mar-19	6-Mar-19
	KUNAR	WATAPUR	1	8-May-19	8-May-19
2019 Total			29	4-Jan-19	7-Dec-19

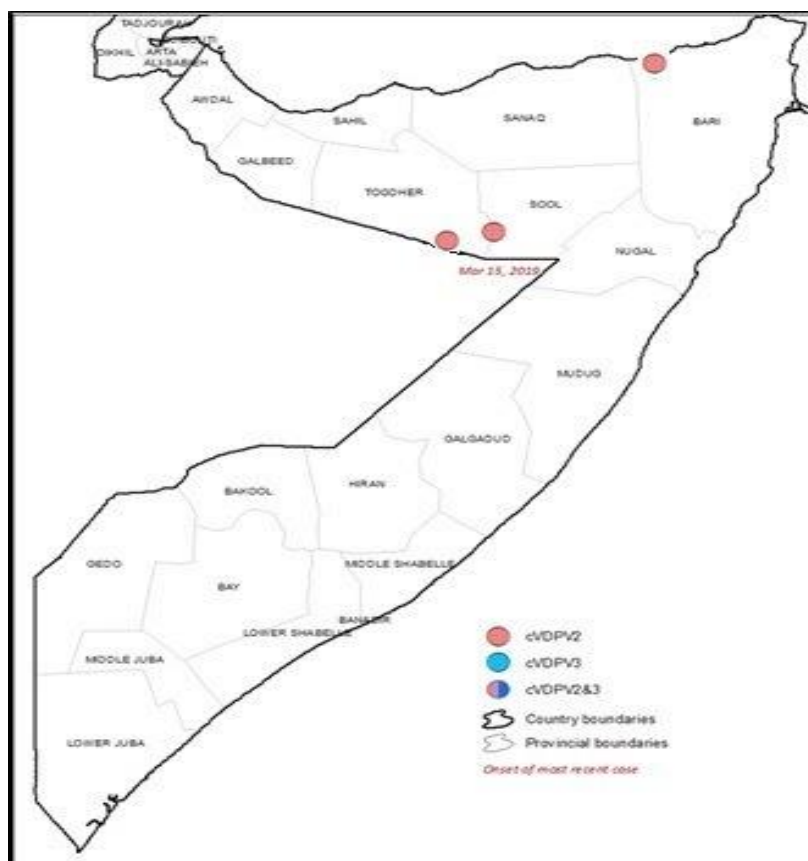
Table 10: Wild Polio cases by district and date of onset of paralysis, Pakistan 2019-2020

ONSETYR	PROVINCE	DISTRICT	Count	First case	Last case	
2020	KHYBER PAKHTUNKHWA	LAKKIMRWT	9	2-Jan-20	2-Feb-20	
		TANK	1	11-Jan-20	11-Jan-20	
	BALOCHISTAN	PISHIN	1	31-Jan-20	31-Jan-20	
		NSIRABAD	1	3-Jan-20	3-Jan-20	
	SINDH	KASHMORE	1	16-Jan-20	16-Jan-20	
		KAMBAR	1	8-Jan-20	8-Jan-20	
		SUJAWAL	1	7-Jan-20	7-Jan-20	
		T.ALLAHYAR	1	7-Jan-20	7-Jan-20	
		BADIN	1	1-Jan-20	1-Jan-20	
2020 Total			17	1-Jan-20	2-Feb-20	
2019	BALOCHISTAN	KABDULAH	5	9-Jun-19	31-Dec-19	
		JAFARABAD	3	28-May-19	18-Dec-19	
		NSIRABAD	1	5-Dec-19	5-Dec-19	
		MASTUNG	1	18-Nov-19	18-Nov-19	
		HARNAI	1	27-Sep-19	27-Sep-19	
		QUETTA	1	6-Jul-19	6-Jul-19	
	KHYBER PAKHTUNKHWA	LAKKIMRWT	32	27-May-19	31-Dec-19	
		DIKHAN	4	5-May-19	21-Dec-19	
		TANK	6	11-Oct-19	18-Dec-19	
		BANNU	26	15-Jan-19	30-Nov-19	
		SWABI	1	17-Nov-19	17-Nov-19	
		TORGHAR	7	25-May-19	13-Sep-19	
		HANGU	2	20-Jan-19	28-Jul-19	
		CHARSADA	1	21-Jul-19	21-Jul-19	
		SHANGLA	1	18-May-19	18-May-19	
		SINDH	THATTA	1	26-Dec-19	26-Dec-19
			DADU	2	6-Dec-19	26-Dec-19
			LARKANA	3	17-Apr-19	24-Dec-19
			JAMSHORO	3	23-Aug-19	22-Dec-19
	JACOBABAD		1	19-Dec-19	19-Dec-19	
	MIRPURKHAS		4	17-Nov-19	18-Dec-19	
	KAMBAR		3	2-Nov-19	14-Dec-19	
	BADIN		1	28-Nov-19	28-Nov-19	
	T.ALLAHYAR		1	10-Nov-19	10-Nov-19	
	KHIKAMARI		1	29-Oct-19	29-Oct-19	
	SUKKUR		1	27-Oct-19	27-Oct-19	
	KHIJAMSHEED		1	24-Oct-19	24-Oct-19	
	SBENAZIRABAD		1	19-Oct-19	19-Oct-19	
	SUJAWAL		1	25-Sep-19	25-Sep-19	
	KHIORANGI		2	20-Aug-19	26-Aug-19	
	HYDERABAD		2	20-Jul-19	5-Aug-19	
	KHIGIQBAL		1	29-Apr-19	29-Apr-19	
	KHILAYARI		1	25-Feb-19	25-Feb-19	
	PUNJAB		DGKHAN	4	2-Dec-19	25-Dec-19
		MUZFARGARH	1	26-Nov-19	26-Nov-19	
		LAHORE	4	20-Jan-19	22-Jun-19	
		JHELUM	1	21-Jun-19	21-Jun-19	
	KP TRIBAL DISTRICTS	MOHMAND	1	20-Dec-19	20-Dec-19	
		WAZIR-S	1	20-Aug-19	20-Aug-19	
		WAZIR-N	8	4-Apr-19	21-Jul-19	
KHYBER		1	14-Feb-19	14-Feb-19		
BAJOUR		1	18-Jan-19	18-Jan-19		
2019 Total			144	15-Jan-19	31-Dec-19	

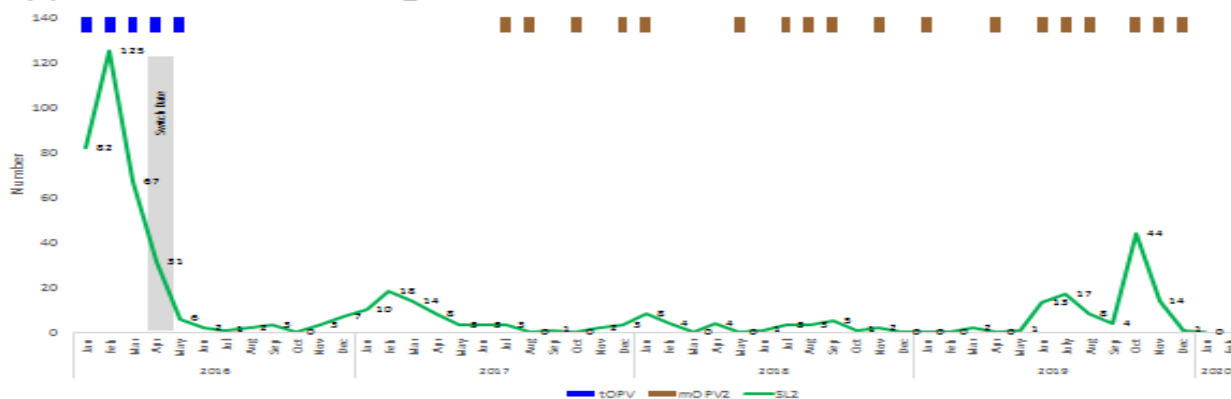
Table 11: Circulating VDPV cases and date of onset of paralysis in EMR countries by districts 2019-2020

COUNTRY	YEAR	PROVINCE	DISTRICT	cVDPV2		
				Count	First Case	Last Case
PAK	2020	KHYBER PAKHTUNKHWA	PESHAWAR	1	02-Jan-20	02-Jan-20
			BAJOUR	1	03-Jan-20	03-Jan-20
			KHYBER	1	12-Jan-20	12-Jan-20
Total 2020				3	2-Jan-20	12-Jan-20
PAK	2019	PUNJAB	GUJRANWALA	1	22-Nov-19	22-Nov-19
			KHYBER	3	12-Dec-19	28-Dec-19
			MOHMAND	3	12-Dec-19	21-Dec-19
		KHYBER PAKHTUNKHWA	BAJOUR	1	1-Dec-19	1-Dec-19
			PESHAWAR	1	8-Dec-19	8-Dec-19
			LAKKI MARWAT	1	13-Dec-19	13-Dec-19
			CHARSADA	1	3-Nov-19	3-Nov-19
			KOHISTANUPPER	1	27-Oct-19	27-Oct-19
			KOHISTANLOWER	2	6-Oct-19	11-Oct-19
			TORGHAR	3	4-Sep-19	17-Dec-19
		ISLAMABAD	CDA	1	11-Sep-19	11-Sep-19
		GILGIT BALTISTAN	DIAMER	4	7-Jul-19	28-Aug-19
		SOM	BARI	BOSSASO	1	8-May-19
TOGDHER	BUHODLE		1	21-Apr-19	21-Apr-19	
SOOL	LAS ANOD		1	15-Mar-19	15-Mar-19	
Total 2019				25	15-Mar-19	28-Dec-19

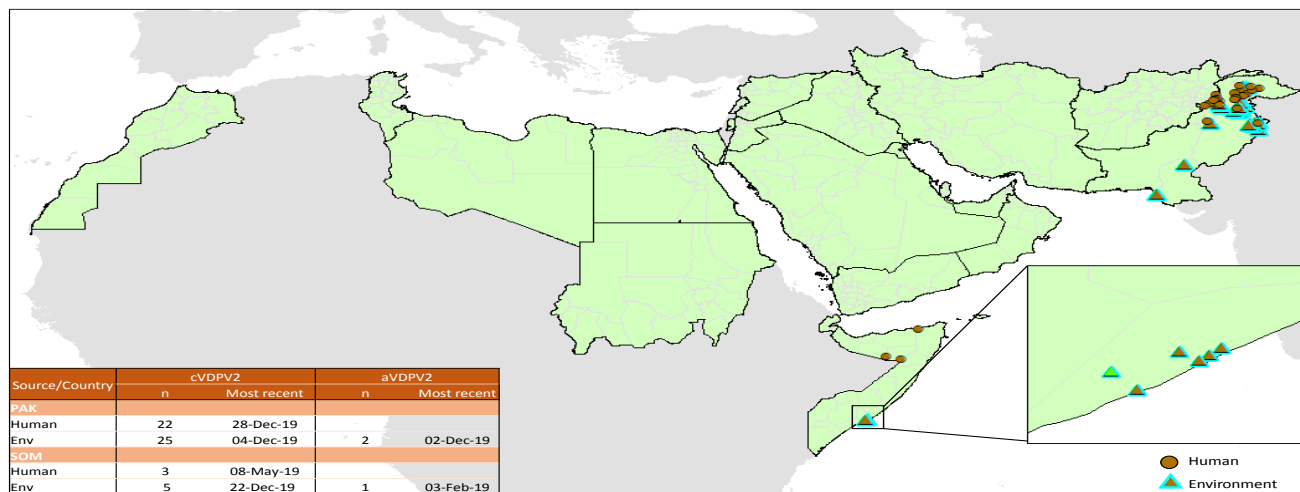
Figure 6: Somalia cVDPV cases by type and district 01/01/2019 - 31/12/2019



Sabin like type-2 poliovirus isolates (H&E) and vaccine types used during SIAs, EMRO, 2016 to 2020



VDPV2 isolates, EMR countries, 2019



VDPV2 isolates, EMR countries, 2020

