

## **Highlights of Polio Fax Bulletin No. 1121 for Week 13 2020**

### **I. Salient features**

1. Polio eradication teams at the Regional and Country levels are contributing into COVID19 Response, particularly in areas of surveillance, analytics and communications and coordination.
2. WPV1: 5 new cases bringing total cases in 2020 to 39 (Pakistan – 36 and Afghanistan – 3)
3. cVDPV2: 8 new cases bringing total cases in 2020 to 33, all from Pakistan

### **II. Wild Poliovirus Transmission**

**Endemic countries (Pakistan & Afghanistan):** Following was reported this week:

- 5 new wild poliovirus type-1 (WPV1) cases; one from Afghanistan and four from Pakistan.
- 9 new WPV1 positive environmental samples from Pakistan.

#### **a. Human samples:** Five new WPV1 cases reported this week in 2020.

Total WPV1 cases in 2020 to date is 39 (3 from Afghanistan and 36 from Pakistan). This compares with 12 cases in 2019 in the same period (6 from Afghanistan and 6 from Pakistan).

- Afghanistan: One new WPV1 case reported and details as follows:

- The case is reported from Bakwa district, Farah province, with date of onset 4 February 2020. The case is a 16-month old male child. The child reportedly received 5 OPV doses, all from supplementary immunization activities (SIAs) and none from routine.

In 2020, 3 WPV1 cases are reported, one each from Hilmand, Zabul and Farah provinces. The most recent case has onset of paralysis on 4 February 2020.

- Pakistan: Four new WPV1 cases reported and details as follows:

Case (1): Reported from Kambar district, Sindh province, with date of onset 26 February 2020. The case is a 30-month old female child. The child reportedly received 1 OPV dose from routine and 7 doses from SIAs.

Case (2): Reported from Lakki Marwat district, Khyber Pakhtunkhwa (KP) province, with date of onset 9 March 2020. The case is a 9-month old male child. The child reportedly received only 4 OPV doses all from SIAs and none from routine.

Case (3): Reported from Karak district, KP province, with date of onset 13 March 2020. The case is a 6-month old male child. The child reportedly received 3 OPV doses from routine and 3 doses from SIAs.

Case (4): Reported from Tank district, KP province, with date of onset 15 March 2020. The case is a 19-month old male child. The child reportedly received only 3 OPV doses all from SIAs and none from routine.

In 2020, 39 WPV1 cases are reported, 17 cases from KP province, 12 from Sindh province, 5 from Balochistan province and one each from Punjab province and KP Tribal Districts. The most recent case has onset of paralysis on 15 March 2020.

#### **b. Environmental samples:** 9 new WPV1 positive environmental samples reported this week all from Pakistan in 2020:

- Afghanistan: In 2020 to date, there are 8 WPV1 positive environmental samples including 1 combined (WPV1 and cVDPV2) with most recent sample collected on 25 February 2020.
- Pakistan: In 2020 to date, there are 87 WPV1 positive environmental samples including 4 combined (WPV1 and cVDPV2) with most recent positive sample collected on 11 March 2020.

### **III. Circulating Vaccine Derived Polioviruses (cVDPVs):**

1. Afghanistan: No new cVDPV cases or environmental samples reported this week.

In 2020 to date, 2 cVDPV2 positive environmental samples including 1 combined (WPV1 and cVDPV2) were reported both from Jalalabad district, Nangarhar province, with most recent collection on 8 January 2020.

2. Pakistan: 8 new cVDPV2 cases reported this week and none from environmental samples. New cases are one each from Kyber, Bannu, Nowshera and Lakki Marwat districts and two from Peshawar, from Khyber Pakhtunkhwa (KP) province and two from Faisalabad district, Punjab province noting that one of them was identified as cVDPV2 by a positive contact. The new cVDPV2 cases have dates of onset varying between 8 to 23 February 2020. In 2020 to date, there are 33 cVDPV2 cases reported. Cases include 30 from KP province and 3 from Punjab province, with most recent case's onset on 23 February 2020.

Environment: In 2020, there are 8 positive environmental samples for cVDPV2 (including 4 combined WPV1 and cVDPV2), the recent most sample collected on 10 February 2020.

3. SOMALIA: No new cVDPV isolates from human or environmental samples were reported.

In 2020 to date: 4 cVDPV2 were isolated from environmental samples most recent collected on 4 February 2020.

*An AFP case with VDPV1 was earlier reported from Lughaya district, Awdal province, with date of onset 26 January 2020. Field investigation has been completed. There is no epidemiological or genetic links with previously known VDPV1 per available information.*

#### IV. Surveillance performance indicators

In 2020, 15 of 22 member states are meeting the global target of both key surveillance indicators, namely non polio AFP rate of 2 per 100,000 children aged below 15 years and percent AFP cases with adequate specimen 80% and above.

- Djibouti and Qatar are missing both indicators since they did not report any AFP case in 2020
- Morocco and Tunisia are also missing both indicators as their non-polio afp rate is 1.6 and 0.6 and percentage of AFP cases with adequate stool specimens is 71.4% and 75.0% respectively.
- Jordan, Palestine and Saudi Arabia have a non-polio AFP rate of 1.8, 1.3 and 1.8 respectively

## World Health Organization – Regional Office for Eastern Mediterranean

## AFP SURVEILLANCE

30-Mar-20

Week 13, ending 29 March 2020

Number 1121

Table 1: Acute Flaccid Paralysis (AFP) cases by week of onset

Country	Reported AFP cases by week of onset - Week (13/20) / Ending on : 29/03/2020														
	Total AFP 2018	Total AFP 2019	Total AFP to date, 2020	W02 12 Jan 20	W03 19 Jan 20	W04 26 Jan 20	W05 02 Feb 20	W06 09 Feb 20	W07 16 Feb 20	W08 23 Feb 20	W09 01 Mar 20	W10 08 Mar 20	W11 15 Mar 20	W12 22 Mar 20	W13 29 Mar 20
Afghanistan	3378	3768	812	67	72	87	97	60	66	76	59	50	59	43	7
Bahrain	35	17	6	0	0	0	1	1	1	2	1	0	0	0	0
Djibouti	0	5	0	0	0	0	0	0	0	0	0	0	0		
Egypt	1246	1343	239	18	21	24	23	22	11	23	22	20	14	11	2
Iran	896	1070	188	21	30	21	25	22	28	12	3	6	0	0	0
Iraq	1023	1157	175	20	12	22	20	25	17	13	11	7	4	3	
Jordan ****	115	113	17	4	0	3	0	3	2	3	1	0	0	0	
Kuwait	72	48	9	1	1	0	0	2	1	1	2	0	0	0	
Lebanon ****	89	87	22	2	2	3	2	2	1	2	4	1			
Libya	122	107	35	4	5	1	4	3	3	3	4	2	0	2	0
Morocco	212	247	35	2	3	5	6	4	2	8	1	0			
Oman	28	30	6	1	0	0	2	0	0	1	1	0	1	0	0
Pakistan	12276	15206	3379	328	333	355	324	305	375	347	286	228	187	29	0
Palestine ****	44	62	6	1	0	2	1	1	1	0	0	0	0	0	0
Qatar	10	9	0	0	0	0	0	0	0	0	0	0			
Saudi Arabia	242	236	38	5	8	3	0	5	7	3	3	4	0	0	
Somalia	353	361	114	6	8	16	16	6	12	7	12	8	7	7	0
Sudan	579	608	109	10	12	13	13	13	2	7	6	10	9	2	0
Syria ****	362	377	95	7	11	12	15	8	12	5	8	4	6	3	
Tunisia	68	79	4	1	0	0	0	2	0	0	0	0	0	0	
U.A.E	40	50	11	0	1	1	3	2	1	0	0	0	0		
Yemen	730	779	137	18	14	13	16	15	19	15	11	7			
<b>Total EMR</b>	<b>21920</b>	<b>25759</b>	<b>5437</b>	<b>516</b>	<b>533</b>	<b>581</b>	<b>568</b>	<b>501</b>	<b>561</b>	<b>528</b>	<b>435</b>	<b>347</b>	<b>287</b>	<b>100</b>	<b>9</b>

No data = No report received

Table 2: Confirmed polio cases by month of onset

Country	Total year 2018	Total year 2019	29/03		Confirmed polio cases by month of onset											
			2019	2020	April 2019	May 2019	June 2019	July 2019	August 2019	September 2019	October 2019	November 2019	December 2019	January 2020	February 2020	March 2020
Afghanistan	21	29	6	3	1	5	1	2	2	3	1	7	1	2	1	
Bahrain	0	0	0	0	0	0	0	0	0	0	0	0	0	0	0	
Djibouti	0	0	0	0	0	0	0	0	0	0	0	0	0	0	0	
Egypt	0	0	0	0	0	0	0	0	0	0	0	0	0	0	0	
Iran	0	0	0	0	0	0	0	0	0	0	0	0	0	0	0	
Iraq	0	0	0	0	0	0	0	0	0	0	0	0	0	0	0	
Jordan ****	0	0	0	0	0	0	0	0	0	0	0	0	0	0	0	
Kuwait	0	0	0	0	0	0	0	0	0	0	0	0	0	0	0	
Lebanon ****	0	0	0	0	0	0	0	0	0	0	0	0	0	0	0	
Libya	0	0	0	0	0	0	0	0	0	0	0	0	0	0	0	
Morocco	0	0	0	0	0	0	0	0	0	0	0	0	0	0	0	
Oman	0	0	0	0	0	0	0	0	0	0	0	0	0	0	0	
Pakistan	12	146	6	36	11	11	16	12	14	5	16	23	32	18	14	4
Palestine ****	0	0	0	0	0	0	0	0	0	0	0	0	0	0	0	
Qatar	0	0	0	0	0	0	0	0	0	0	0	0	0	0	0	
Saudi Arabia	0	0	0	0	0	0	0	0	0	0	0	0	0	0	0	
Somalia	0	0	0	0	0	0	0	0	0	0	0	0	0	0	0	
Sudan	0	0	0	0	0	0	0	0	0	0	0	0	0	0	0	
Syria ****	0	0	0	0	0	0	0	0	0	0	0	0	0	0	0	
Tunisia	0	0	0	0	0	0	0	0	0	0	0	0	0	0	0	
U.A.E	0	0	0	0	0	0	0	0	0	0	0	0	0	0	0	
Yemen	0	0	0	0	0	0	0	0	0	0	0	0	0	0	0	
<b>Total EMR</b>	<b>33</b>	<b>175</b>	<b>12</b>	<b>39</b>	<b>12</b>	<b>16</b>	<b>17</b>	<b>14</b>	<b>16</b>	<b>8</b>	<b>17</b>	<b>30</b>	<b>33</b>	<b>20</b>	<b>15</b>	<b>4</b>

\*\*\*\* UNRWA cases are included with those of country of residence

## AFP SURVEILLANCE

Week 13, ending 29 March 2020

30-Mar-20

Number 1121

Table 3: Investigation of AFP cases with paralysis onset in 2019 &amp; 2020 up to Week (13/20) / Ending on : 29/03/2020

COUNTRY	2019												2020												Latest line List Date
	AFP									Specimen	Wild cases ****		AFP									Specimen	Wild cases ****		
	Total AFP cases onset 2019	Case classification					Non polio AFP rate **	AFP cases pending classification > 90 days from onset of paralysis	AFP cases pending classification and lab > 90 days from onset of paralysis		% with *** adequate specimens	Wild P1 Poliovirus	Wild P3 Poliovirus	Total AFP cases onset 2020	Case classification					Annualized Non polio AFP rate **	AFP cases pending classification > 90 days from onset of paralysis		AFP cases pending classification and lab > 90 days from onset of paralysis	% with *** adequate specimens	
		Total Confirmed Polio Cases *	Polio Compatible	Pending Classification	Discarded (non polio AFP)	VDPV				Total Confirmed Polio Cases *					Polio Compatible	Pending Classification	Discarded (non polio AFP)	VDPV							
Afghanistan	3768	29	1	0	3738	0	18.1	0	0	94.1	29	0	812	3	0	167	642	0	15.7	0	0	95.6	3	0	29/03/2020
Bahrain	17	0	0	2	15	0	5.9	2	0	100.0	0	0	6	0	0	6	0	0	8.5	0	0	100.0	0	0	29/03/2020
Djibouti	5	0	0	0	5	0	1.4	0	0	80.0	0	0	0	0	0	0	0	0	0.0	0	0		0	0	16/03/2019
Egypt	1343	0	0	2	1341	0	3.6	2	0	93.4	0	0	239	0	0	51	188	0	2.5	0	0	87.9	0	0	26/03/2020
Iran	1070	0	0	0	1069	1	5.2	0	0	97.1	0	0	188	0	0	8	180	0	3.7	0	0	100.0	0	0	29/03/2020
Iraq	1157	0	0	0	1157	0	7.4	0	0	94.3	0	0	175	0	0	29	146	0	4.4	0	0	90.9	0	0	27/03/2020
Jordan	113	0	0	0	113	0	3.9	0	0	100.0	0	0	17	0	0	0	17	0	1.8	0	0	100.0	0	0	22/03/2020
Kuwait	48	0	0	0	48	0	5.4	0	0	89.6	0	0	9	0	0	3	6	0	4.2	0	0	100.0	0	0	22/03/2020
Lebanon	87	0	0	8	79	0	4.7	8	0	89.7	0	0	22	0	0	13	9	0	4.9	0	0	95.5	0	0	13/03/2020
Libya	107	0	0	0	107	0	4.3	0	0	98.1	0	0	35	0	0	9	26	0	5.7	0	0	100.0	0	0	29/03/2020
Morocco	247	0	0	0	247	0	2.8	0	0	84.2	0	0	35	0	0	21	14	0	1.6	0	0	71.4	0	0	08/03/2020
Oman	30	0	0	0	30	0	2.7	0	0	80.0	0	0	6	0	0	1	5	0	2.2	0	0	83.3	0	0	29/03/2020
Pakistan	15206	146	5	178	14854	23	19.3	172	0	86.6	146	0	3379	36	0	638	2672	33	17.6	0	0	89.2	36	0	29/03/2020
Palestine	62	0	0	1	61	0	3.3	1	0	98.4	0	0	6	0	0	6	0	0	1.3	0	0	100.0	0	0	29/03/2020
Qatar	9	0	0	0	9	0	2.2	0	0	88.9	0	0	0	0	0	0	0	0	0.0	0	0		0	0	08/03/2020
Saudi Arabia	236	0	0	0	236	0	2.8	0	0	93.2	0	0	38	0	0	31	7	0	1.8	0	0	94.7	0	0	26/03/2020
Somalia	361	0	0	0	358	3	5.7	0	0	95.6	0	0	114	0	0	27	86	1	5.8	0	0	94.7	0	0	29/03/2020
Sudan	608	0	0	0	608	0	3.4	0	0	96.4	0	0	109	0	0	21	88	0	2.4	0	0	96.3	0	0	29/03/2019
Syria	377	0	0	0	377	0	4.8	0	0	88.1	0	0	95	0	0	18	77	0	4.9	0	0	94.7	0	0	28/03/2020
Tunisia	79	0	0	0	78	1	2.9	0	0	74.7	0	0	4	0	0	3	1	0	0.6	0	0	75.0	0	0	27/03/2019
U.A.E	50	0	0	3	47	0	4.0	3	1	90.0	0	0	11	0	0	1	10	0	3.6	0	0	100.0	0	0	16/03/2020
Yemen	779	0	0	328	451	0	5.5	328	292	89.0	0	0	137	0	0	112	25	0	4.0	0	0	92.7	0	0	14/03/2020
EMR	25759	175	6	522	25028	28	10.1	516	293	89.5	175	0	5437	39	0	1165	4199	34	8.6	0	0	91.1	39	0	
2018	21920	33	4	86	21782	15	8.7	86	80	89.8	33	0													

\* Confirmed polio cases refer to wild isolation from AFP cases or from contacts of negative index AFP cases

\*\* Non-polio AFP per 100,000 children &lt;15 years

\*\*\* Adequate here refers to two stool specimens collected at least 24 hours apart, within 14 days of paralysis onset and specimens received in the lab in Good Condition

\*\*\*\* AFP cases co infected with P1 and P3 are counted separately as wild isolates

World Health Organization – Regional Office for Eastern Mediterranean  
AFP SURVEILLANCE  
Week 13, ending 29 March 2020

30-Mar-20  
Number 1121

COUNTRY	2019						2020					
	# OF CONTACTS	LAB RESULTS					# OF CONTACTS	LAB RESULTS				
		WILD	VDPV	SL	NPEV	PENDING		WILD	VDPV	SL	NPEV	PENDING
AFG	1138	8	0	48	202	0	189	2	0	14	20	3
BAH	0	0	0	0	0	0	0	0	0	0	0	0
DJI	1	0	0	0	0	0	0	0	0	0	0	0
EGY	498	0	0	8	57	0	53	0	0	6	1	4
IRN	216	0	0	4	7	0	0	0	0	0	0	0
IRQ	603	0	0	12	39	6	90	0	0	0	5	0
JOR	0	0	0	0	0	0	0	0	0	0	0	0
KUW	0	0	0	0	0	0	0	0	0	0	0	0
LEB	24	0	0	0	3	0	0	0	0	0	0	0
LIB	6	0	0	0	3	0	0	0	0	0	0	0
MOR	85	0	0	3	1	30	2	0	0	0	0	0
OMA	78	0	0	2	28	0	30	0	0	2	3	0
PAK	5497	26	9	248	959	0	1556	10	4	205	150	93
PAL	0	0	0	0	0	0	0	0	0	0	0	0
QAT	0	0	0	0	0	0	0	0	0	0	0	0
SAA	44	0	0	1	0	0	2	0	0	0	0	2
SOM	1080	0	1	45	140	6	347	0	0	4	36	92
SUD	402	0	0	1	31	90	32	0	0	0	2	7
SYR	813	0	0	23	36	0	196	0	0	8	3	15
TUN	27	0	0	0	2	0	0	0	0	0	0	0
UAE	0	0	0	0	0	0	0	0	0	0	0	0
YEM	423	0	0	0	0	220	53	0	0	0	0	53
<b>EMR</b>	<b>10935</b>	<b>34</b>	<b>10</b>	<b>395</b>	<b>1508</b>	<b>352</b>	<b>2550</b>	<b>12</b>	<b>4</b>	<b>239</b>	<b>220</b>	<b>269</b>

Table 4 (B): Most recent wild contacts in EMRO, 2019-2020

Year	Country	Data	
		Count of wild contacts	Date of Most Recent stool collection
2020	Afghanistan	2	19-Jan-20
	Pakistan	10	18/Feb/20
<b>2020 Total</b>		<b>12</b>	<b>18/Feb/20</b>
2019	Afghanistan	8	17/Aug/19
	Pakistan	26	26/Dec/19
<b>2019 Total</b>		<b>34</b>	<b>26/Dec/19</b>

Table 4 (C): Number of distribution by district of -ve index AFP cases identified as wild positive by contact in EMR, 2019-2020

YEAR	COUNTRY	PROVINCE	DISTRICT	COUNT	First case	Last case
2020	AFG	HILMAND	WASHER	1	4-Jan-20	4-Jan-20
	PAK	PUNJAB KHYBER PAKHTUNKHWA	DG KHAN KARAK	1 1	18-Jan-20 20-Jan-20	18-Jan-20 20-Jan-20
	<b>2020 Total</b>				<b>3</b>	<b>04-Jan-20</b>
2019	AFG	URUZGAN	TIRINKOT	1	2-Aug-19	2-Aug-19
		HILMAND	MUSAQALAH SANGIN	1 1	05-Jun-19 06-Mar-19	05-Jun-19 06-Mar-19
	PAK	PUNJAB	DG KHAN	2	2-Dec-19	10-Dec-19
		SINDH	KHIORANGI	1	28-Aug-19	28-Aug-19
			SUJAWAL	1	25-Sep-19	25-Sep-19
			JAMSHORO	1	09-Oct-19	09-Oct-19
			T. ALLAHYAR	1	10-Nov-19	10-Nov-19
			KAMBAR	1	02-Nov-19	02-Nov-19
			MIRPURKHAS	2	01-Dec-19	18-Dec-19
		BALOCHSITAN	LARKANA	1	24-Dec-19	24-Dec-19
			JACOBABAD	1	19-Dec-19	19-Dec-19
		KHYBER PAKHTUNKHWA (KP)	MASTUNG	1	18-Nov-19	18-Nov-19
			KILLABDULLAH	2	2-Jul-19	19-Nov-19
			BANNU	1	13-Nov-19	13-Nov-19
SWABI	1		17-Nov-19	17-Nov-19		
TANK	1		30-Oct-19	30-Oct-19		
LAKKIMRWAT	3		27-May-19	04-Oct-19		
TORGHAR	1	25-May-19	25-May-19			
<b>2019 Total</b>				<b>24</b>	<b>06-Mar-19</b>	<b>24-Dec-19</b>

Table 5: Laboratory investigation of AFP cases with paralysis onset in 2020 up to Week (13/2020) / Ending on : (29/03/2020)

Country	Polio laboratories  ITD / Nucleotide Sequencing (Nucleotide Sequencing performed by EGY, PAK, TUN, CDC and RIVM laboratories)	AFP cases with specimens	Preliminary virus isolation results of AFP cases						Poliovirus intratypic differentiation results #											Indicators				Latest report Date		
			Referred for ITD		NPEV only	Negative	Pending		Type 1			Type 2			Type 3			Discordant pending sequence	NPEV by PCR	Non-EV	Pending ITD	% specimens positive for NPEV*	% AFP cases with culture results within 14 days		% AFP cases with ITD results within 7 days	% AFP cases with ITD results within 45 days of onset**
			L20B+	L20B+/NPEV			received < / = 14 days	received > 14 days ago	Wild	Sabin	VDPV	Wild	Sabin	VDPV	Wild	Sabin	VDPV									
Afghanistan	RRL Pakistan	673	60	7	67	539			2	45						43				1	8%	100%	100%	100%	28/03/2020	
Bahrain	NPL Oman / CDC																								15/03/2020	
Djibouti	NPL Kenya / CDC																								16/03/2020	
Egypt***	RRL Egypt	210	14	1	17	138	5	35		8						4			1	2	7%	100%	100%	100%	26/03/2020	
Iran	NPL Iran / CDC	189	2		2	178		7		2						1					1%	100%	100%	100%	17/03/2020	
Iraq	RRL Egypt	173			15	145	8	5													8%	100%		100%	26/03/2020	
Jordan	NPL Jordan / RRL EGYPT	17			3	14															18%	100%		100%	19/03/2020	
Kuwait	RRL Kuwait / RIVM	10				6		4													5%	100%		100%	29/03/2020	
Lebanon	NPL Jordan / RRL EGYPT	19			5	14															26%	100%		100%	19/03/2020	
Libya	RRL Tunisia / RIVM	27	3			15		9								3					0%	100%	100%	100%	06/03/2020	
Morocco	NPL Morocco / RRL Tunisia	32			1	25		6													2%	100%		100%	13/03/2020	
Oman	NPL Oman / CDC	5			2	3															19%	100%		100%	15/03/2020	
Pakistan	RRL Pakistan	3366	335	26	281	2361	302	62	31 *	103			91	31		164			1	14	8%	100%	98%	98%	28/03/2020	
Palestine & UNRWA		6				6															0%	33%		100%	29/03/2020	
Qatar	NPL Oman / CDC																								15/03/2020	
Saudi Arabia	NPL Saudi Arabia / CDC	39				37	2														0%	100%			29/03/2020	
Somalia	NPL Kenya / CDC	114	2		19	66	11	16			1					1					22%	8%		100%	29/03/2020	
Sudan	NPL Sudan / RRL Egypt	99			10	76	8	5													13%	100%			22/03/2020	
Syria	NPL Syria / RRL Egypt	92	4			78	9	1													1%	100%			26/03/2020	
Tunisia	RRL Tunisia	6				4		2													0%	100%		100%	06/03/2020	
U.A.E	NPL Oman / CDC	9				9															0%	100%		67%	15/03/2020	
Yemen	NPL Kenya / CDC	24	2		7	15										2					29%	100%	100%	0%	14/03/2020	
<b>Total EMR 2020</b>		5110	422	34	429	3729	345	152	33	158	1		91	31		218			1	3	15	8%	98%	98%	98%	
<b>Total EMR 2019</b>		24669	1048	98	3614	19867		30	151	572	1		46	24		623	1	3	21	6	1	12%	95%	99%	97%	

\* Specimens from all sources including non-AFP cases, excluding environmental samples

\*\* This indicator reflects surveillance and laboratory activities

\* Advance notification of 3 new WPV1 cases from Pakistan reported from Khyber Pakhtunkhwa province in March 2020 - Laboratory details will be shared within next week

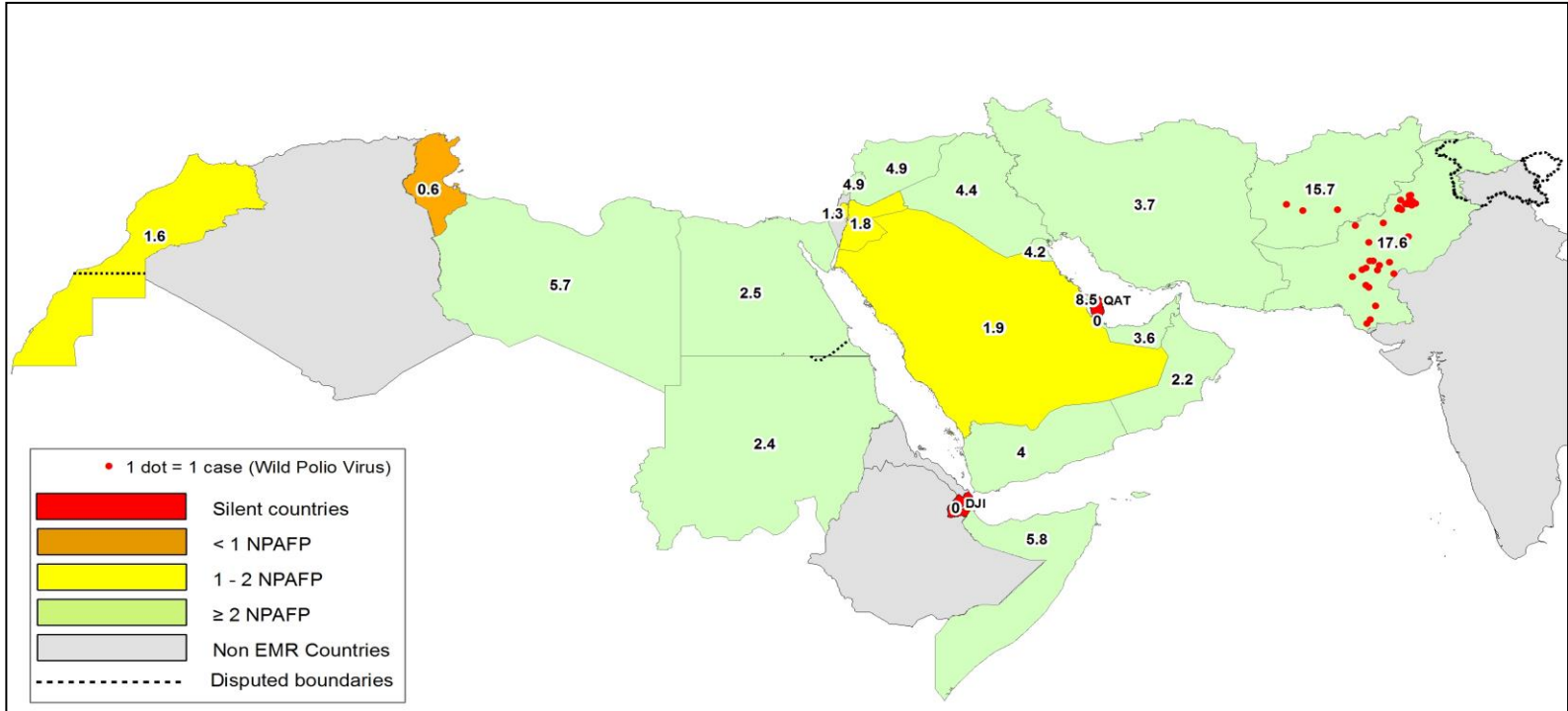
**Table 6: Environmental isolate by year and type**

COUNTRY	LAB RESULTS	2016	2017	2018	2019	2020
AFG	Wild	2	42	83	56	7
	Wild+cVDPV2					1
	cVDPV2					1
	EV/SL	177	265	248	200	39
	Negative	6	9	5	3	
AFG Total		185	316	336	259	62
EGY	EV/SL	492	481	508	666	100
	Negative	36	41	32	34	5
	Pending					11
EGY Total		528	522	540	700	116
IRN	Wild				3	
	EV/SL		5	51	65	10
	Negative		1	3	3	
IRN Total			6	54	71	10
JOR	EV/SL	2	29	36	36	2
	Negative		2			1
	Pending					6
JOR Total		2	31	36	36	9
KUW	EV/SL			3	3	
	Pending				8	
KUW Total				3	11	
LEB	EV/SL	2	26	44	44	4
	Negative	2	1	1	3	
	Pending					4
LEB Total		4	27	45	47	8
PAK	Wild	60	106	139	368	83
	Wild+cVDPV2	2			10	4
	cVDPV2	2			25	4
	aVDPV2	3	4		2	
	EV/SL	456	523	531	421	22
	Negative	6		3	4	2
	Pending				1	75
PAK Total		529	633	673	831	190
SOM	cVDPV2		2	19	5	4
	cVDPV3			11		
	aVDPV2			2	1	
	EV/SL		20	43	28	5
	Negative		14	138	29	7
SOM Total			36	213	63	20
SUD	EV/SL			15	42	5
	Negative				1	
	Pending				17	5
SUD Total				15	60	10
SYR	EV/SL		4	81	155	35
	Negative			21	30	6
	Pending					8
SYR Total			4	102	185	49
<b>TOTAL</b>		<b>1248</b>	<b>1575</b>	<b>2017</b>	<b>2263</b>	<b>474</b>

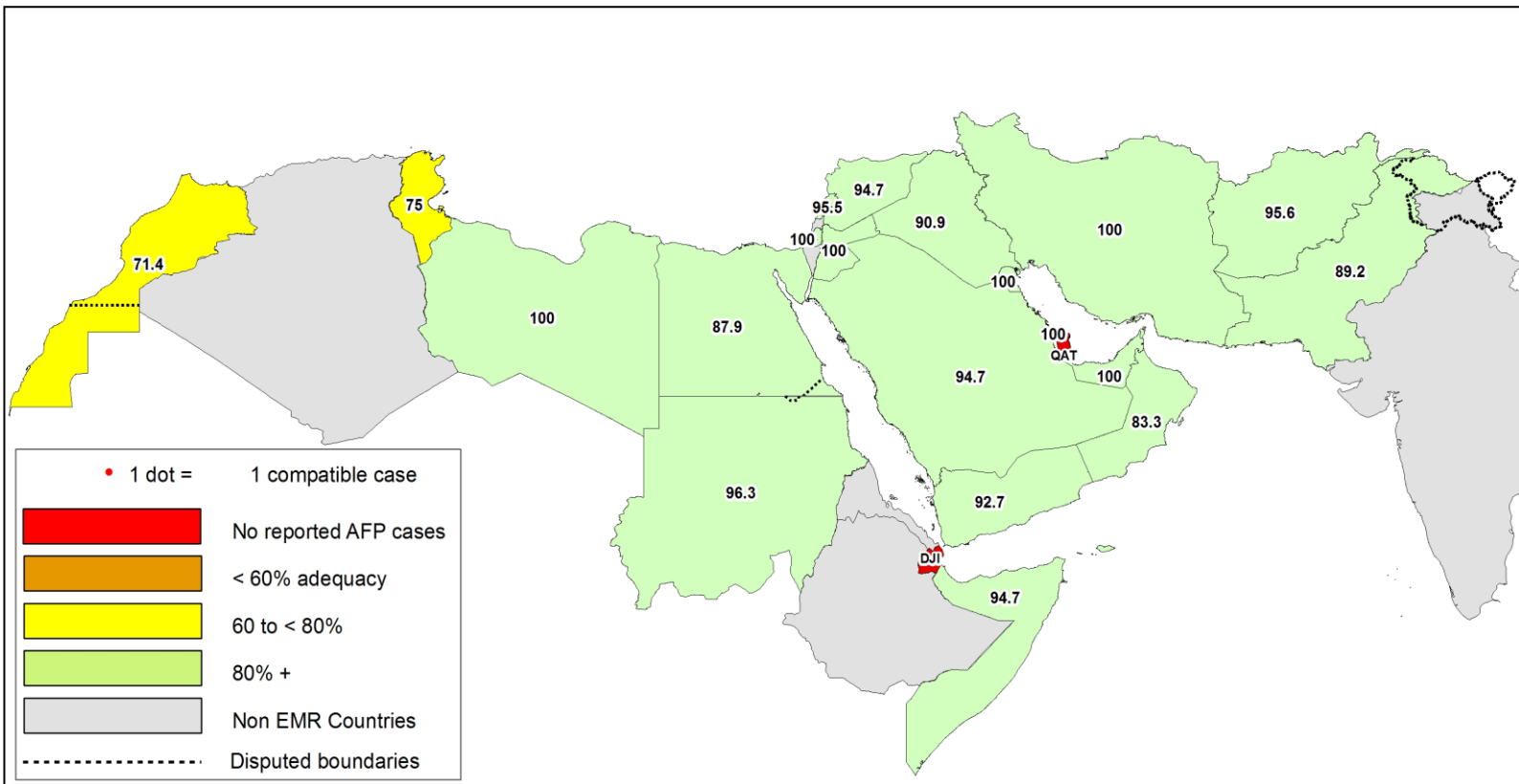
**Table 7: Environmental Wild/VDPV isolate by site 2019-2020**

YEAR	COUNTRY	LAB RESULTS	PROVINCE	Count	First date	Last date	
2019	AFG	Wild	HILMAND	19	6/Jan/19	25/Dec/19	
			KANDAHAR	24	6/Jan/19	25/Dec/19	
			NANGARHAR	13	26/Jan/19	25/Dec/19	
	AFG Total			56	6/Jan/19	25/Dec/19	
	IRN	Wild	S & B		3	22/Apr/19	20/May/19
					3	22/Apr/19	20/May/19
	PAK	Wild	BALUCHISTAN	72	1/Jan/19	20/Dec/19	
			ISLAMABAD	3	12/Apr/19	21/Aug/19	
			KPAKHTUNKHWA	40	8/Jan/19	28/Dec/19	
			PUNJAB	98	5/Jan/19	17/Dec/19	
			SINDH	155	2/Jan/19	20/Dec/19	
			Wild+cVDPV2	KPAKHTUNKHWA	1	31/Dec/19	31/Dec/19
				PUNJAB	5	6/Aug/19	16/Dec/19
				SINDH	4	7/Oct/19	18/Dec/19
			cVDPV2	GBALTISTAN	5	24/Aug/19	6/Nov/19
				ISLAMABAD	1	12/Nov/19	12/Nov/19
				KPAKHTUNKHWA	8	9/Oct/19	24/Dec/19
				PUNJAB	10	21/Aug/19	17/Dec/19
				SINDH	1	19/Dec/19	19/Dec/19
	PUNJAB	2		11/Apr/19	18/Dec/19		
aVDPV2	PUNJAB	2	11/Apr/19	18/Dec/19			
PAK Total			405	1/Jan/19	31/Dec/19		
SOM	cVDPV2	BANADIR	5	10/Nov/19	22/Dec/19		
		BANADIR	1	3/Feb/19	3/Feb/19		
SOM Total			6	3/Feb/19	22/Dec/19		
2019 Total			470	1/Jan/19	31/Dec/19		
2020	AFG	Wild	HILMAND	2	1/Jan/20	25/Feb/20	
			KANDAHAR	4	28/Jan/20	25/Feb/20	
			NANGARHAR	1	26/Jan/20	26/Jan/20	
			NANGARHAR	1	8/Jan/20	8/Jan/20	
			NANGARHAR	1	7/Jan/20	7/Jan/20	
	AFG Total			9	1/Jan/20	25/Feb/20	
	PAK	Wild	AJK	1	25/Feb/20	25/Feb/20	
			BALUCHISTAN	21	1/Jan/20	2/Mar/20	
			ISLAMABAD	1	16/Jan/20	16/Jan/20	
			KPAKHTUNKHWA	3	28/Jan/20	8/Feb/20	
			PUNJAB	18	4/Jan/20	9/Mar/20	
			SINDH	39	3/Jan/20	11/Mar/20	
			Wild+cVDPV2	BALUCHISTAN	1	1/Feb/20	1/Feb/20
				PUNJAB	1	4/Jan/20	4/Jan/20
				SINDH	2	3/Jan/20	6/Feb/20
			cVDPV2	KPAKHTUNKHWA	3	10/Jan/20	10/Feb/20
				PUNJAB	1	10/Feb/20	10/Feb/20
PUNJAB				1	10/Feb/20	10/Feb/20	
PAK Total			91	1/Jan/20	11/Mar/20		
SOM	cVDPV2	BANADIR	4	5/Jan/20	4/Feb/20		
		BANADIR	4	5/Jan/20	4/Feb/20		
SOM Total			4	5/Jan/20	4/Feb/20		
2020 Total			104	1/Jan/20	11/Mar/20		

**Figure 1: Non Polio AFP Rate and Wild Virus in EMR 01/01/2020 - 29/03/2020**



**Figure 2: Percent of AFP cases with Adequate Samples & Compatible Cases in EMR 01/01/2020 - 29/03/2020**

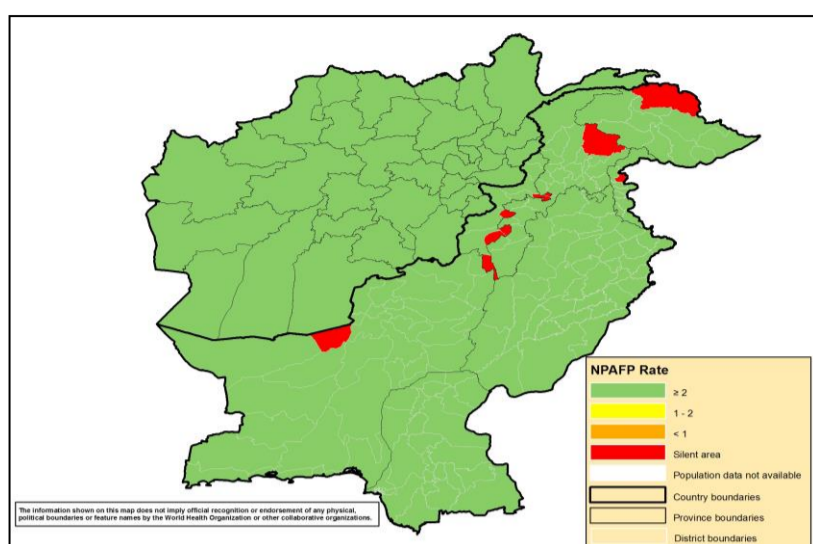


**Table 8: Wild polio cases by country and date of onset of paralysis in EMR, 2019 - 2020**

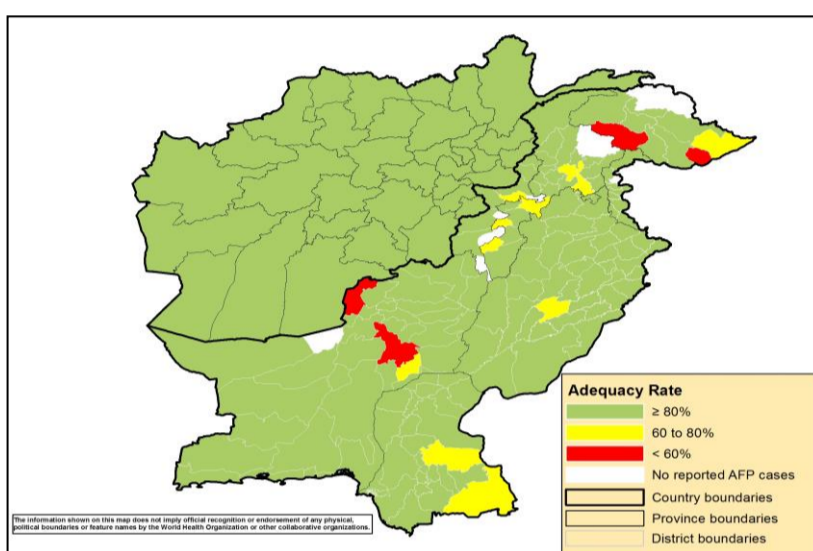
Year	COUNTRY	Count	First Case	Last Case
2020	AFG	3	4-Jan-20	4-Feb-20
	PAK	36	1-Jan-20	15-Mar-20
<b>2020 Total</b>		<b>39</b>	<b>1-Jan-20</b>	<b>15-Mar-20</b>
2019	AFG	29	4-Jan-19	7-Dec-19
	PAK	146	15-Jan-19	31-Dec-19
<b>2019 Total</b>		<b>175</b>	<b>4-Jan-19</b>	<b>31-Dec-19</b>



**Figure 3: Non Polio AFP rate by Province in Afghanistan & by District in Pakistan 01/01/2020 - 29/03/2020**

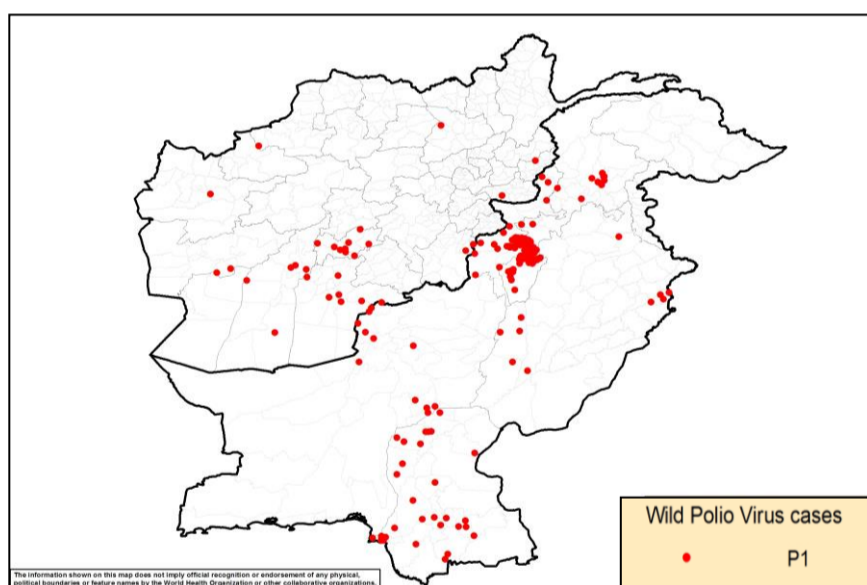


**Figure 4: Percent of AFP cases with Adequate Samples in Afghanistan by Province & Pakistan by District 01/01/2020 - 29/03/2020**

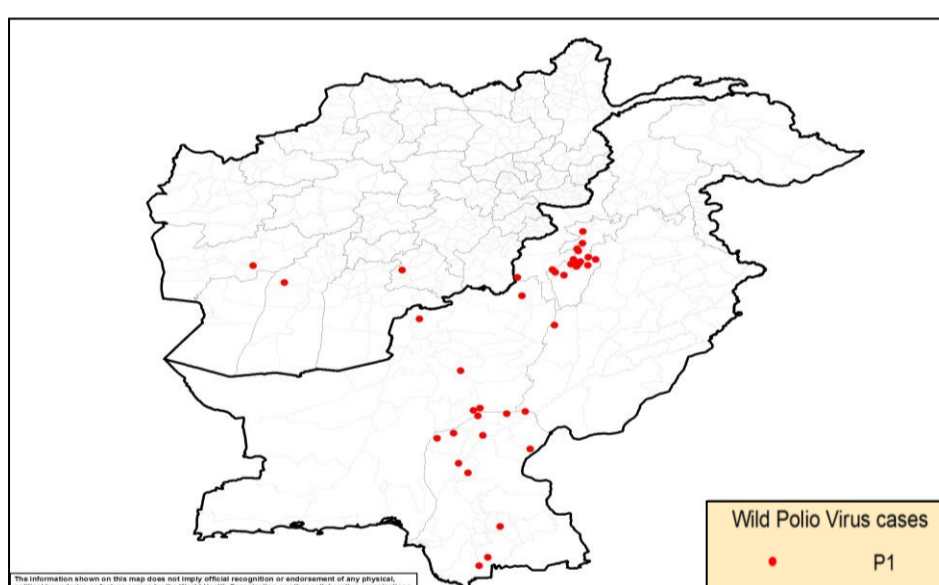


**Figure 5: Wild Virus Cases by Type & District in Afghanistan & Pakistan**

**5(a) 01/01/2019 - 31/12/2019**



**5(b) 01/01/2020 - 29/03/2020**



## World Health Organization – Regional Office for Eastern Mediterranean

## AFP SURVEILLANCE

Week 13, ending 29 March 2020

30-Mar-20

Number 1121

Table 9: Wild Polio cases by district and date of onset of paralysis, Afghanistan 2019-2020

ONSETYR	PROVINCE	DISTRICT	Count	First case	Last case	
2020	FARAH	BAKWA	1	4-Feb-20	4-Feb-20	
	ZABUL	MIZAN	1	21-Jan-20	21-Jan-20	
	HILMAND	WASHER	1	4-Jan-20	4-Jan-20	
<b>2020 Total</b>			<b>3</b>	<b>4-Jan-20</b>	<b>4-Feb-20</b>	
2019	KANDAHAR	SHAHWALIKOT	1	7-Dec-19	7-Dec-19	
		SPINBOLDAK	2	4-Jan-19	22-Nov-19	
		KANDAHAR	2	17-Aug-19	10-Nov-19	
		GHORAK	1	12-Jan-19	12-Jan-19	
	FARAH	BAKWA	2	14-Nov-19	25-Nov-19	
	HIRAT	PASHTUNZARGHUN	1	19-Nov-19	19-Nov-19	
	BAGHLAN	PUL-E- KHUMRI	1	14-Nov-19	14-Nov-19	
	URUZGAN	KHASURUZGAN	1	2-Nov-19	2-Nov-19	
		TIRINKOT	4	19-May-19	2-Aug-19	
		CHORA	3	20-Mar-19	23-Jul-19	
		SHAHID-E-HASSAS	1	25-Feb-19	25-Feb-19	
	BADGHIS	BALAMURGHAB	1	17-Oct-19	17-Oct-19	
	PAKTIKA	BERMEL	2	15-Sep-19	28-Sep-19	
	NANGARHAR	KHOGYANI	1	18-Sep-19	18-Sep-19	
	HILMAND	GARMSER	1	26-May-19	26-May-19	
		MUSAQALAH	1	5-May-19	5-May-19	
		NAWZAD	1	3-Apr-19	3-Apr-19	
		WASHER	1	23-Mar-19	23-Mar-19	
		SANGIN	1	6-Mar-19	6-Mar-19	
	KUNAR	WATAPUR	1	8-May-19	8-May-19	
	<b>2019 Total</b>			<b>29</b>	<b>4-Jan-19</b>	<b>7-Dec-19</b>

Table 10: Wild Polio cases by district and date of onset of paralysis, Pakistan 2019-2020

ONSETYR	PROVINCE	DISTRICT	Count	First case	Last case	
2020	KHYBER PAKHTUNKHWA	TANK	3	11-Jan-20	15-Mar-20	
		KARAK	2	20-Jan-20	13-Mar-20	
		LAKKIMRWT	12	2-Jan-20	9-Mar-20	
	SINDH	GHOTKI	1	2-Mar-20	2-Mar-20	
		JACOBABAD	1	28-Feb-20	28-Feb-20	
		KAMBAR	2	8-Jan-20	26-Feb-20	
		NFEROZ	2	8-Feb-20	22-Feb-20	
		SHIKARPUR	1	11-Feb-20	11-Feb-20	
		KASHMORE	2	16-Jan-20	3-Feb-20	
		T.ALLAHYAR	1	7-Jan-20	7-Jan-20	
		SUJAWAL	1	7-Jan-20	7-Jan-20	
		BADIN	1	1-Jan-20	1-Jan-20	
	BALOCHISTAN	ZHOB	1	22-Feb-20	22-Feb-20	
		SOHBATPUR	1	12-Feb-20	12-Feb-20	
		SIBI	1	7-Feb-20	7-Feb-20	
	PISHIN	1	31-Jan-20	31-Jan-20		
	NSIRABAD	1	3-Jan-20	3-Jan-20		
KP TRIBAL DISTRICTS	WAZIR-S	1	21-Feb-20	21-Feb-20		
PUNJAB	DGKHAN	1	18-Jan-20	18-Jan-20		
<b>2020 Total</b>			<b>36</b>	<b>1-Jan-20</b>	<b>15-Mar-20</b>	
2019	KHYBER PAKHTUNKHWA	LAKKIMRWT	32	27-May-19	31-Dec-19	
		DIKHAN	4	5-May-19	21-Dec-19	
		TANK	6	11-Oct-19	18-Dec-19	
		BANNU	26	15-Jan-19	30-Nov-19	
		SWABI	1	17-Nov-19	17-Nov-19	
		TORGHAR	7	25-May-19	13-Sep-19	
		HANGU	2	20-Jan-19	28-Jul-19	
		CHARSADA	1	21-Jul-19	21-Jul-19	
		SHANGLA	1	18-May-19	18-May-19	
			KABDULAH	5	9-Jun-19	31-Dec-19
	BALOCHISTAN	JAFARABAD	3	28-May-19	18-Dec-19	
		NSIRABAD	1	5-Dec-19	5-Dec-19	
		MASTUNG	1	18-Nov-19	18-Nov-19	
		HARNAI	1	27-Sep-19	27-Sep-19	
		QUETTA	1	6-Jul-19	6-Jul-19	
			LAHORE	5	20-Jan-19	28-Dec-19
	PUNJAB	DGKHAN	4	2-Dec-19	25-Dec-19	
		OKARA	1	8-Dec-19	8-Dec-19	
		MUZFARGARH	1	26-Nov-19	26-Nov-19	
		JHELUM	1	21-Jun-19	21-Jun-19	
	SINDH	THATTA	1	26-Dec-19	26-Dec-19	
		DADU	2	6-Dec-19	26-Dec-19	
		LARKANA	3	17-Apr-19	24-Dec-19	
		JAMSHORO	3	23-Aug-19	22-Dec-19	
		JACOBABAD	1	19-Dec-19	19-Dec-19	
		MIRPURKHAS	4	17-Nov-19	18-Dec-19	
		KAMBAR	3	2-Nov-19	14-Dec-19	
		BADIN	1	28-Nov-19	28-Nov-19	
		T.ALLAHYAR	1	10-Nov-19	10-Nov-19	
		KHIKAMARI	1	29-Oct-19	29-Oct-19	
		SUKKUR	1	27-Oct-19	27-Oct-19	
		KHIJAMSHEED	1	24-Oct-19	24-Oct-19	
		SBENAZIRABAD	1	19-Oct-19	19-Oct-19	
		SUJAWAL	1	25-Sep-19	25-Sep-19	
		KHIORANGI	2	20-Aug-19	26-Aug-19	
		HYDERABAD	2	20-Jul-19	5-Aug-19	
		KHIGIQBAL	1	29-Apr-19	29-Apr-19	
		KHILAYARI	1	25-Feb-19	25-Feb-19	
		KP TRIBAL DISTRICTS	MOHMAND	1	20-Dec-19	20-Dec-19
		WAZIR-S	1	20-Aug-19	20-Aug-19	
		WAZIR-N	8	4-Apr-19	21-Jul-19	
		KHYBER	1	14-Feb-19	14-Feb-19	
		BAJOUR	1	18-Jan-19	18-Jan-19	
	<b>2019 Total</b>			<b>146</b>	<b>15-Jan-19</b>	<b>31-Dec-19</b>

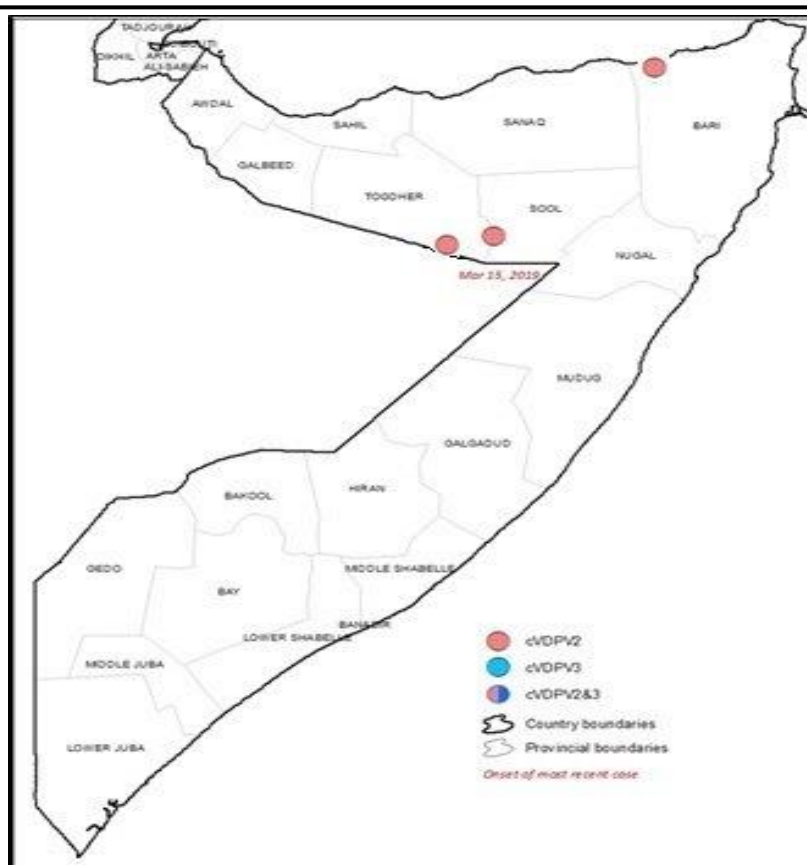
World Health Organization – Regional Office for Eastern Mediterranean  
AFP SURVEILLANCE  
Week 13, ending 29 March 2020

30-Mar-20  
Number 1121

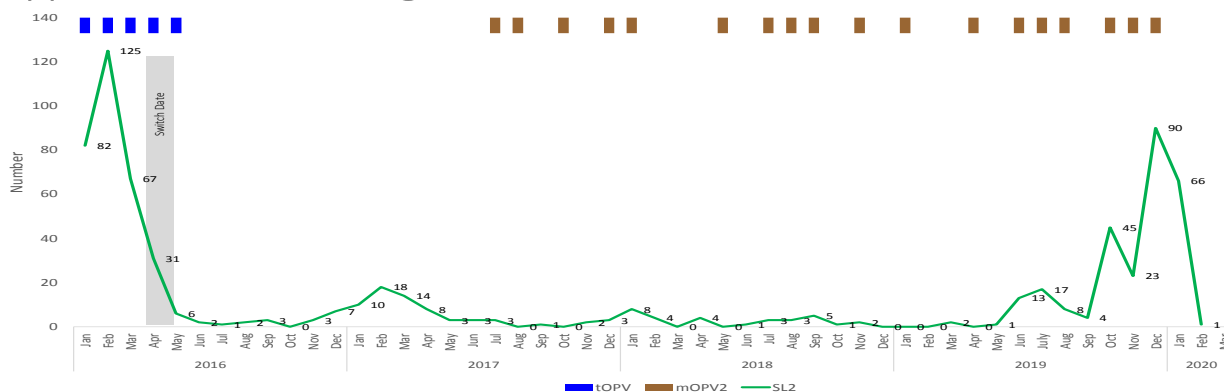
**Table 11: Circulating VDPV cases and date of onset of paralysis in EMR countries by districts 2019-2020**

COUNTRY	YEAR	PROVINCE	DISTRICT	Count	First Case	Last Case
PAK	2020	PUNJAB	RAWALPINDI	1	18-Jan-20	18-Jan-20
			FAISALABAD	2	05-Feb-20	13-Feb-20
		KHYBER PAKHTUNKHWA	PESHAWAR	4	02-Jan-20	23-Feb-20
			BAJOUR	3	03-Jan-20	30-Jan-20
			KHYBER	14	12-Jan-20	12-Feb-20
			NOWSHERA	3	18-Jan-20	21-Feb-20
			LAKKI MARWAT	2	27-Jan-20	20-Feb-20
			MARDAN	1	02-Jan-20	02-Jan-20
			DIR LOWER	1	02-Feb-20	02-Feb-20
			BANNU	2	03-Jan-20	13-Feb-20
<b>Total 2020</b>				<b>33</b>	<b>2-Jan-20</b>	<b>23-Feb-20</b>
PAK	2019	PUNJAB	GUJRANWALA	1	22-Nov-19	22-Nov-19
			KHYBER	3	12-Dec-19	28-Dec-19
		KHYBER PAKHTUNKHWA	MOHMAND	3	12-Dec-19	21-Dec-19
			BAJOUR	1	1-Dec-19	1-Dec-19
			PESHAWAR	1	8-Dec-19	8-Dec-19
			LAKKI MARWAT	1	13-Dec-19	13-Dec-19
			CHARSADA	1	3-Nov-19	3-Nov-19
			KOHISTANUPPER	1	27-Oct-19	27-Oct-19
			KOHISTANLOWER	2	6-Oct-19	11-Oct-19
			TORGHAR	3	4-Sep-19	17-Dec-19
		ISLAMABAD	CDA	1	11-Sep-19	11-Sep-19
		GILGIT BALTISTAN	DIAMER	4	7-Jul-19	28-Aug-19
		SOM	BARI	BOSSASO	1	8-May-19
TOGDHER	BUHODLE		1	21-Apr-19	21-Apr-19	
SOOL	LAS ANOD		1	15-Mar-19	15-Mar-19	
<b>Total 2019</b>				<b>25</b>	<b>15-Mar-19</b>	<b>28-Dec-19</b>

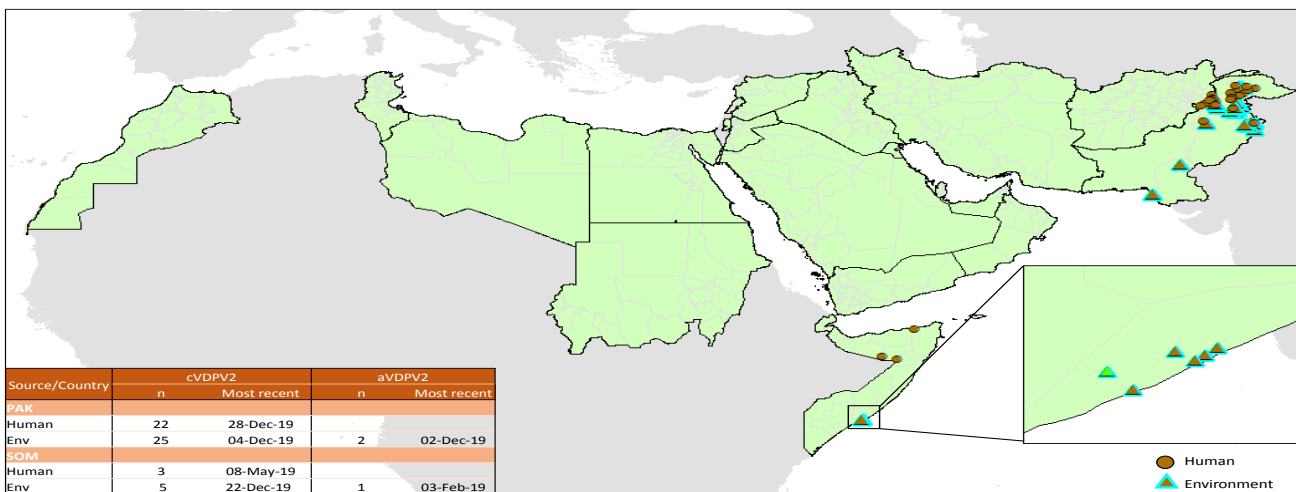
**Figure 6: Somalia cVDPV cases by type and district 01/01/2019 - 31/12/2019**



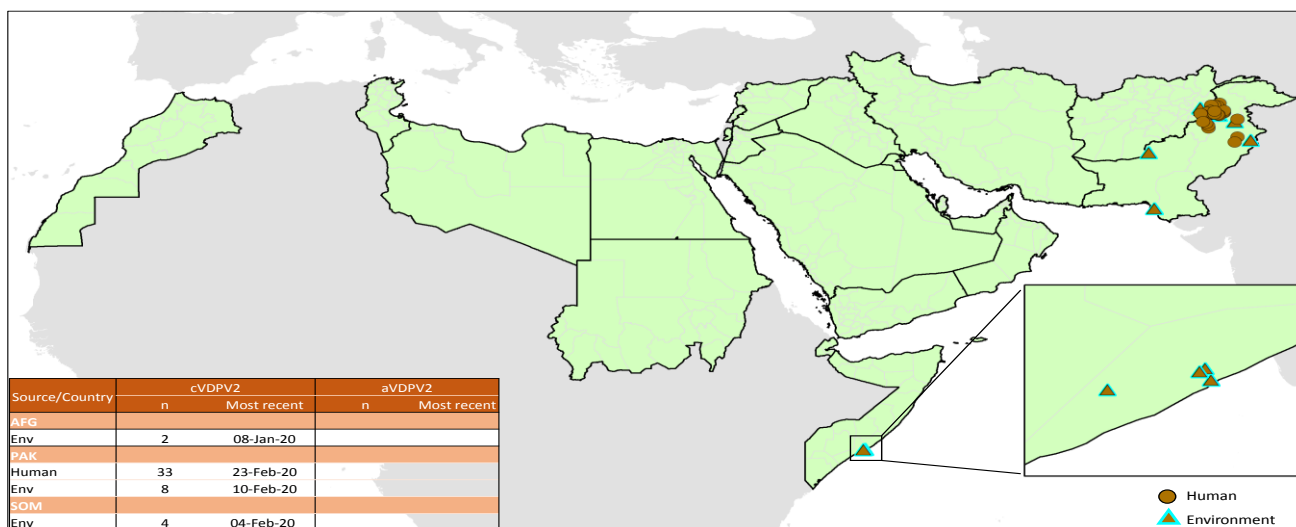
### Sabin like type-2 poliovirus isolates (H&E) and vaccine types used during SIAs, EMRO, 2016 to 2020



### VDPV2 isolates, EMR countries, 2019



### VDPV2 isolates, EMR countries, 2020



aVDPV1, AFP Case reported in Somalia