

Highlights of Polio Fax Bulletin No. 1122 for Week 14 2020

I. Salient features

1. Polio eradication teams at the Regional and Country levels are contributing into COVID19 Response, particularly in areas of surveillance, analytics and communications and coordination.
2. WPV1: 1 new case bringing total cases in 2020 to 40 (Pakistan – 37 and Afghanistan – 3)

II. Wild Poliovirus Transmission

Endemic countries (Pakistan & Afghanistan): Following was reported this week:

- 1 new wild poliovirus type-1 (WPV1) case from Pakistan.
 - 16 new WPV1 positive environmental samples from Pakistan.
- a. *Human samples:* One new WPV1 case reported this week in 2020. Total WPV1 cases in 2020 to date is 40 (3 from Afghanistan and 37 from Pakistan). This compares with 16 cases in 2019 in the same period (7 from Afghanistan and 9 from Pakistan).
 - Afghanistan: In 2020, 3 WPV1 cases are reported, one each from Hilmand, Zabul and Farah provinces. The most recent case has onset of paralysis on 4 February 2020.
 - Pakistan: One new WPV1 case reported and details as follows: The case reported from Jacobabad district, Sindh province, with date of onset 7 February 2020. The case is a 36-month old male child. The child reportedly received 3 OPV doses from routine and 7 doses from supplementary immunization activities (SIAs). The index case was identified as wild by a positive contact. In 2020, 40 WPV1 cases are reported, 17 cases from KP province, 13 from Sindh province, 5 from Balochistan province and one each from Punjab province and KP Tribal Districts. The most recent case has onset of paralysis on 15 March 2020.
 - b. *Environmental samples:* 16 new WPV1 positive environmental samples reported this week all from Pakistan in 2020:
 - Afghanistan: In 2020 to date, there are 8 WPV1 positive environmental samples including 1 combined (WPV1 and cVDPV2) with most recent sample collected on 25 February 2020.
 - Pakistan: In 2020 to date, there are 103 WPV1 positive environmental samples including 5 combined (WPV1 and cVDPV2) with most recent positive sample collected on 18 March 2020.

III. Circulating Vaccine Derived Polioviruses (cVDPVs):

1. Afghanistan: No new cVDPV cases or environmental samples reported this week. In 2020 to date, 2 cVDPV2 positive environmental samples including 1 combined (WPV1 and cVDPV2) were reported both from Jalalabad district, Nangarhar province, with most recent collection on 8 January 2020.
2. Pakistan: No new cVDPV cases or environmental samples reported this week. In 2020 to date, there are 33 cVDPV2 cases reported. Cases include 30 from KP province and 3 from Punjab province, with most recent case's onset on 23 February 2020.

Environment: In 2020, there are 8 positive environmental samples for cVDPV2 (including 5 combined WPV1 and cVDPV2), the recent most sample collected on 10 February 2020.

3. SOMALIA: No new cVDPV isolates from human or environmental samples were reported.

In 2020 to date: 4 cVDPV2 were isolated from environmental samples most recent collected on 4 February 2020.

An AFP case with VDPV1 was earlier reported from Lughaya district, Awdal province, with date of onset 26 January 2020. Field investigation has been completed. There is no epidemiological or genetic links with previously known VDPV1 per available information.

IV. Surveillance performance indicators

In 2020, 14 of 22 member states are meeting the global target of both key surveillance indicators, namely non polio AFP rate of 2 per 100,000 children aged below 15 years and percent AFP cases with adequate specimen 80% and above.

- Djibouti and Qatar are missing both indicators since they did not report any AFP case in 2020
- Tunisia is also missing both indicators as its non-polio afp rate is 0.6 and percentage of AFP cases with adequate stool specimens is 75.0%
- Jordan, Palestine and Saudi Arabia have a non-polio AFP rate of 1.7, 1.2 and 1.8 respectively
- Morocco has a percentage of AFP cases with adequate stool specimens of 71.7%

World Health Organization – Regional Office for Eastern Mediterranean

AFP SURVEILLANCE

6-Apr-20

Week 14, ending 5 April 2020

Number 1122

Table 1: Acute Flaccid Paralysis (AFP) cases by week of onset

Country	Reported AFP cases by week of onset - Week (14/20) / Ending on : 05/04/2020														
	Total AFP 2018	Total AFP 2019	Total AFP to date, 2020	W03 19 Jan 20	W04 26 Jan 20	W05 02 Feb 20	W06 09 Feb 20	W07 16 Feb 20	W08 23 Feb 20	W09 01 Mar 20	W10 08 Mar 20	W11 15 Mar 20	W12 22 Mar 20	W13 29 Mar 20	W14 5 Apr 20
Afghanistan	3378	3768	865	72	87	97	60	66	76	59	50	61	50	40	11
Bahrain	35	17	6	0	0	1	1	1	2	1	0	0	0	0	0
Djibouti	0	5	0	0	0	0	0	0	0	0	0	0	0	0	0
Egypt	1246	1343	256	21	24	23	22	11	23	22	20	15	12	16	1
Iran	896	1070	192	30	21	25	22	28	12	3	7	1	1	1	0
Iraq	1023	1157	182	12	22	20	25	17	13	11	7	4	5	5	0
Jordan ****	115	113	17	0	3	0	3	2	3	1	0	0	0	0	0
Kuwait	72	48	9	1	0	0	2	1	1	2	0	0	0	0	0
Lebanon ****	89	87	23	2	3	2	2	1	2	4	1	1	0	0	0
Libya	122	107	35	5	1	4	3	3	3	4	2	0	2	0	0
Morocco	212	247	46	3	6	5	4	2	8	3	6	2	1	0	0
Oman	28	30	6	0	0	2	0	0	1	1	0	1	0	0	0
Pakistan	12276	15207	3573	333	355	323	306	377	349	294	236	252	118	22	0
Palestine ****	44	62	6	0	2	1	1	1	0	0	0	0	0	0	0
Qatar	10	9	0	0	0	0	0	0	0	0	0	0	0	0	0
Saudi Arabia	242	236	38	8	3	0	5	7	3	3	4	0	0	0	0
Somalia	353	361	120	8	16	16	6	12	7	12	8	7	11	2	0
Sudan	579	608	112	12	13	13	13	2	7	6	10	10	4	0	0
Syria ****	362	377	99	11	12	15	8	12	5	9	4	8	3	1	0
Tunisia	68	79	4	0	0	0	2	0	0	0	0	0	0	0	0
U.A.E	40	50	11	1	1	3	2	1	0	0	0	0	0	0	0
Yemen	730	779	181	14	13	16	15	20	16	12	10	19	9	10	0
Total EMR	21920	25760	5781	533	582	566	502	564	531	447	365	381	216	97	12

No data = No report received

Table 2: Confirmed polio cases by month of onset

Country	Total year 2018	Total year 2019	05/04		Confirmed polio cases by month of onset											
			2019	2020	May 2019	June 2019	July 2019	August 2019	September 2019	October 2019	November 2019	December 2019	January 2020	February 2020	March 2020	April 2020
Afghanistan	21	29	7	3	5	1	2	2	3	1	7	1	2	1		
Bahrain	0	0	0	0	0	0	0	0	0	0	0	0	0	0	0	0
Djibouti	0	0	0	0	0	0	0	0	0	0	0	0	0	0	0	0
Egypt	0	0	0	0	0	0	0	0	0	0	0	0	0	0	0	0
Iran	0	0	0	0	0	0	0	0	0	0	0	0	0	0	0	0
Iraq	0	0	0	0	0	0	0	0	0	0	0	0	0	0	0	0
Jordan ****	0	0	0	0	0	0	0	0	0	0	0	0	0	0	0	0
Kuwait	0	0	0	0	0	0	0	0	0	0	0	0	0	0	0	0
Lebanon ****	0	0	0	0	0	0	0	0	0	0	0	0	0	0	0	0
Libya	0	0	0	0	0	0	0	0	0	0	0	0	0	0	0	0
Morocco	0	0	0	0	0	0	0	0	0	0	0	0	0	0	0	0
Oman	0	0	0	0	0	0	0	0	0	0	0	0	0	0	0	0
Pakistan	12	146	9	37	11	16	12	14	5	16	23	32	18	15	4	
Palestine ****	0	0	0	0	0	0	0	0	0	0	0	0	0	0	0	0
Qatar	0	0	0	0	0	0	0	0	0	0	0	0	0	0	0	0
Saudi Arabia	0	0	0	0	0	0	0	0	0	0	0	0	0	0	0	0
Somalia	0	0	0	0	0	0	0	0	0	0	0	0	0	0	0	0
Sudan	0	0	0	0	0	0	0	0	0	0	0	0	0	0	0	0
Syria ****	0	0	0	0	0	0	0	0	0	0	0	0	0	0	0	0
Tunisia	0	0	0	0	0	0	0	0	0	0	0	0	0	0	0	0
U.A.E	0	0	0	0	0	0	0	0	0	0	0	0	0	0	0	0
Yemen	0	0	0	0	0	0	0	0	0	0	0	0	0	0	0	0
Total EMR	33	175	16	40	16	17	14	16	8	17	30	33	20	16	4	0

**** UNRWA cases are included with those of country of residence

AFP SURVEILLANCE

Week 14, ending 5 April 2020

6-Apr-20

Number 1122

Table 3: Investigation of AFP cases with paralysis onset in 2019 & 2020 up to Week (14/20) / Ending on : 06/04/2020

COUNTRY	2019												2020												Latest line List Date
	AFP									Specimen	Wild cases ****		AFP									Specimen	Wild cases ****		
	Total AFP cases onset 2019	Case classification					Non polio AFP rate **	AFP cases pending classification > 90 days from onset of paralysis	AFP cases pending classification and lab > 90 days from onset of paralysis		% with *** adequate specimens	Wild P1 Poliovirus	Wild P3 Poliovirus	Total AFP cases onset 2020	Case classification					Annualized Non polio AFP rate **	AFP cases pending classification > 90 days from onset of paralysis		AFP cases pending classification and lab > 90 days from onset of paralysis	% with *** adequate specimens	
		Total Confirmed Polio Cases *	Polio Compatible	Pending Classification	Discarded (non polio AFP)	VDPV				Total Confirmed Polio Cases *					Polio Compatible	Pending Classification	Discarded (non polio AFP)	VDPV							
Afghanistan	3768	29	1	0	3738	0	18.1	0	0	94.1	29	0	865	3	0	217	645	0	15.5	3	0	95.6	3	0	05/04/2020
Bahrain	17	0	0	2	15	0	5.9	2	0	100.0	0	0	6	0	0	6	0	0	7.9	0	0	100.0	0	0	05/04/2020
Djibouti	5	0	0	0	5	0	1.4	0	0	80.0	0	0	0	0	0	0	0	0	0.0	0	0		0	0	16/03/2019
Egypt	1343	0	0	0	1343	0	3.6	0	0	93.4	0	0	256	0	0	64	192	0	2.5	0	0	89.1	0	0	02/04/2020
Iran	1070	0	0	0	1069	1	5.2	0	0	97.1	0	0	192	0	0	8	184	0	3.5	0	0	100.0	0	0	05/04/2020
Iraq	1157	0	0	0	1157	0	7.4	0	0	94.3	0	0	182	0	0	28	154	0	4.3	1	0	91.2	0	0	02/04/2020
Jordan	113	0	0	0	113	0	3.9	0	0	100.0	0	0	17	0	0	0	17	0	1.7	0	0	100.0	0	0	05/04/2020
Kuwait	48	0	0	0	48	0	5.4	0	0	89.6	0	0	9	0	0	2	7	0	3.9	0	0	100.0	0	0	05/04/2020
Lebanon	87	0	0	8	79	0	4.7	8	0	89.7	0	0	23	0	0	6	17	0	4.7	0	0	100.0	0	0	03/04/2020
Libya	107	0	0	0	107	0	4.3	0	0	98.1	0	0	35	0	0	9	26	0	5.3	0	0	100.0	0	0	29/03/2020
Morocco	247	0	0	0	247	0	2.8	0	0	84.2	0	0	46	0	0	28	18	0	2.0	0	0	71.7	0	0	03/04/2020
Oman	30	0	0	0	30	0	2.7	0	0	80.0	0	0	6	0	0	1	5	0	2.0	0	0	83.3	0	0	29/03/2020
Pakistan	15207	146	5	176	14857	23	19.3	176	0	86.6	146	0	3573	37	0	600	2903	33	17.2	36	0	89.5	37	0	05/04/2020
Palestine	62	0	0	1	61	0	3.3	1	0	98.4	0	0	6	0	0	6	0	0	1.2	0	0	100.0	0	0	29/03/2020
Qatar	9	0	0	0	9	0	2.2	0	0	88.9	0	0	0	0	0	0	0	0	0.0	0	0		0	0	05/04/2020
Saudi Arabia	236	0	0	0	236	0	2.8	0	0	93.2	0	0	38	0	0	28	10	0	1.7	0	0	94.7	0	0	04/04/2020
Somalia	361	0	0	0	358	3	5.7	0	0	95.6	0	0	120	0	0	24	95	1	5.6	0	0	95.0	0	0	05/04/2020
Sudan	608	0	0	0	608	0	3.4	0	0	96.4	0	0	112	0	0	12	100	0	2.2	1	0	96.4	0	0	05/04/2019
Syria	377	0	0	0	377	0	4.8	0	0	88.1	0	0	99	0	0	15	84	0	4.7	0	0	91.9	0	0	04/04/2020
Tunisia	79	0	0	0	78	1	2.9	0	0	74.7	0	0	4	0	0	3	1	0	0.6	0	0	75.0	0	0	04/04/2019
U.A.E	50	0	0	0	50	0	4.0	0	0	90.0	0	0	11	0	0	1	10	0	3.3	0	0	100.0	0	0	02/04/2020
Yemen	779	0	0	183	596	0	5.5	183	157	89.0	0	0	181	0	0	156	25	0	4.9	1	0	93.4	0	0	04/04/2020
EMR	25760	175	6	370	25181	28	10.1	370	157	89.5	175	0	5781	40	0	1214	4493	34	8.4	42	0	91.3	40	0	
2018	21920	33	4	86	21782	15	8.7	86	80	89.8	33	0													

* Confirmed polio cases refer to wild isolation from AFP cases or from contacts of negative index AFP cases

** Non-polio AFP per 100,000 children <15 years

*** Adequate here refers to two stool specimens collected at least 24 hours apart, within 14 days of paralysis onset and specimens received in the lab in Good Condition

**** AFP cases co infected with P1 and P3 are counted separately as wild isolates

World Health Organization – Regional Office for Eastern Mediterranean
AFP SURVEILLANCE
Week 14, ending 5 April 2020

6-Apr-20
Number 1122

COUNTRY	2019						2020					
	# OF CONTACTS	LAB RESULTS					# OF CONTACTS	LAB RESULTS				
		WILD	VDPV	SL	NPEV	PENDING		WILD	VDPV	SL	NPEV	PENDING
AFG	1138	8	0	48	202	0	189	2	0	14	20	3
BAH	0	0	0	0	0	0	0	0	0	0	0	0
DJI	1	0	0	0	0	0	0	0	0	0	0	0
EGY	498	0	0	8	57	0	68	0	0	6	1	19
IRN	216	0	0	4	7	0	0	0	0	0	0	0
IRQ	603	0	0	12	39	6	90	0	0	0	5	0
JOR	0	0	0	0	0	0	0	0	0	0	0	0
KUW	0	0	0	0	0	0	0	0	0	0	0	0
LEB	24	0	0	0	3	0	0	0	0	0	0	0
LIB	6	0	0	0	3	0	0	0	0	0	0	0
MOR	85	0	0	3	1	30	2	0	0	0	0	0
OMA	78	0	0	2	28	0	30	0	0	2	3	0
PAK	5497	26	9	248	959	0	1619	11	4	207	155	90
PAL	0	0	0	0	0	0	0	0	0	0	0	0
QAT	0	0	0	0	0	0	0	0	0	0	0	0
SAA	44	0	0	1	0	0	2	0	0	0	0	2
SOM	1080	0	1	45	141	5	365	0	0	4	44	85
SUD	402	0	0	1	31	90	32	0	0	0	2	7
SYR	813	0	0	23	36	0	201	0	0	8	3	15
TUN	27	0	0	0	2	0	0	0	0	0	0	0
UAE	0	0	0	0	0	0	0	0	0	0	0	0
YEM	423	0	0	0	0	220	61	0	0	0	0	61
EMR	10935	34	10	395	1509	351	2659	13	4	241	233	282

Table 4 (B): Most recent wild contacts in EMRO, 2019-2020

Year	Country	Data	
		Count of wild contacts	Date of Most Recent stool collection
2020	Afghanistan	2	19-Jan-20
	Pakistan	11	22/Feb/20
2020 Total		13	22/Feb/20
2019	Afghanistan	8	17/Aug/19
	Pakistan	26	26/Dec/19
2019 Total		34	26/Dec/19

Table 4 (C): Number of distribution by district of -ve index AFP cases identified as wild positive by contact in EMR, 2019-2020

YEAR	COUNTRY	PROVINCE	DISTRICT	COUNT	First case	Last case	
2020	AFG	HILMAND	WASHER	1	4-Jan-20	4-Jan-20	
	PAK	PUNJAB	DG KHAN	1	18-Jan-20	18-Jan-20	
			KARAK	1	20-Jan-20	20-Jan-20	
		SINDH	JACOBABAD	1	07-Feb-20	07-Feb-20	
2020 Total				4	04-Jan-20	07-Feb-20	
2019	AFG	URUZGAN	TIRINKOT	1	2-Aug-19	2-Aug-19	
			HILMAND	MUSAQALAH	1	05-Jun-19	05-Jun-19
				SANGIN	1	06-Mar-19	06-Mar-19
	PAK	PUNJAB	DG KHAN	2	2-Dec-19	10-Dec-19	
			SINDH	KHIORANGI	1	28-Aug-19	28-Aug-19
		SUJAWAL		1	25-Sep-19	25-Sep-19	
		JAMSHORO		1	09-Oct-19	09-Oct-19	
		T. ALLAHYAR		1	10-Nov-19	10-Nov-19	
		KAMBAR		1	02-Nov-19	02-Nov-19	
		MIRPURKHAS		2	01-Dec-19	18-Dec-19	
		LARKANA		1	24-Dec-19	24-Dec-19	
		JACOBABAD	1	19-Dec-19	19-Dec-19		
		BALOCHSITAN	MASTUNG	1	18-Nov-19	18-Nov-19	
			KILLABDULLAH	2	2-Jul-19	19-Nov-19	
			BANNU	1	13-Nov-19	13-Nov-19	
		KHYBER PAKHTUNKHWA (KP)	SWABI	1	17-Nov-19	17-Nov-19	
			TANK	1	30-Oct-19	30-Oct-19	
LAKKIMRWAT	3		27-May-19	04-Oct-19			
TORGHAR	1		25-May-19	25-May-19			
2019 Total				24	06-Mar-19	24-Dec-19	

AFP SURVEILLANCE

Week 14, ending 5 April 2020

6-Apr-20

Number 1122

Table 5: Laboratory investigation of AFP cases with paralysis onset in 2020 up to Week (14/2020) / Ending on : (05/04/2020)

Country	Polio laboratories ITD / Nucleotide Sequencing (Nucleotide Sequencing performed by EGY, PAK, TUN, CDC and RIVM laboratories)	AFP cases with specimens	Preliminary virus isolation results of AFP cases						Poliovirus intratypic differentiation results #											Indicators				Latest report Date		
			Referred for ITD		NPEV only	Negative	Pending		Type 1			Type 2			Type 3			Discordant pending sequence	NPEV by PCR	Non-EV	Pending ITD	% specimens positive for NPEV*	% AFP cases with culture results within 14 days		% AFP cases with ITD results within 7 days	% AFP cases with ITD results within 45 days of onset**
			L20B+	L20B+/NPEV			received < / = 14 days	received > 14 days ago	Wild	Sabin	VDPV	Wild	Sabin	VDPV	Wild	Sabin	VDPV									
Afghanistan	RRL Pakistan	673	60	7	67	539			2	45						43				1	8%	100%	100%	100%	04/04/2020	
Bahrain	NPL Oman / CDC																								31/03/2020	
Djibouti	NPL Kenya / CDC																								16/03/2020	
Egypt***	RRL Egypt	242	16	2	17	174	31	2		8						7			1	3	6%	100%	100%	100%	02/04/2020	
Iran	NPL Iran / CDC	201	3		2	194	2		2							1					1%	100%	100%	100%	04/04/2020	
Iraq	RRL Egypt	181			17	147	13	4													9%	100%		100%	02/04/2020	
Jordan	NPL Jordan / RRL EGYPT	17			3	14															18%	100%		100%	19/03/2020	
Kuwait	RRL Kuwait / RIVM	11				6	1	4													5%	100%		100%	05/04/2020	
Lebanon	NPL Jordan / RRL EGYPT	19			5	14															26%	100%		100%	19/03/2020	
Libya	RRL Tunisia / RIVM	27	3			15		9								3					0%	100%	100%	100%	06/03/2020	
Morocco	NPL Morocco / RRL Tunisia	32			1	25		6													2%	100%		100%	13/03/2020	
Oman	NPL Oman / CDC	7			2	4	1														17%	100%		100%	31/03/2020	
Pakistan	RRL Pakistan	3563	369	28	306	2576	221	58	34	104			91	31		171			1	43	8%	100%	98%	98%	04/04/2020	
Palestine & UNRWA		6				6															0%	33%		100%	29/03/2020	
Qatar	NPL Oman / CDC																								31/03/2020	
Saudi Arabia	NPL Saudi Arabia / CDC	40				37	3														0%	100%			05/04/2020	
Somalia	NPL Kenya / CDC	120	2		21	73	8	16			1					1					22%	10%		100%	05/04/2020	
Sudan	NPL Sudan / RRL Egypt	99			10	76		13													13%	100%			22/03/2020	
Syria	NPL Syria / RRL Egypt	97	6			80	8	3													1%	100%			02/04/2020	
Tunisia	RRL Tunisia	6				4		2													0%	100%		100%	06/03/2020	
U.A.E	NPL Oman / CDC	9				9															0%	100%		67%	31/03/2020	
Yemen	NPL Kenya / CDC	24	2		7	15										2					29%	100%	100%	0%	04/04/2020	
Total EMR 2020		5374	461	37	458	4008	288	117	36	159	1		91	31		228		1	1	4	44	8%	98%	99%	98%	
Total EMR 2019		24669	1048	98	3614	19867		30	151	572	1		46	24		623	1	3	21	6	1	12%	95%	99%	97%	

* Specimens from all sources including non-AFP cases, excluding environmental samples

** This indicator reflects surveillance and laboratory activities

Table 6: Environmental isolate by year and type

COUNTRY	LAB RESULTS	2016	2017	2018	2019	2020
AFG	Wild	2	42	83	56	7
	Wild+cVDPV2					1
	cVDPV2					1
	EV/SL	177	265	248	200	39
	Negative	6	9	5	3	
AFG Total		185	316	336	259	62
EGY	EV/SL	492	481	508	666	107
	Negative	36	41	32	34	6
	Pending					19
EGY Total		528	522	540	700	132
IRN	Wild				3	
	EV/SL		5	51	65	10
	Negative		1	3	3	
IRN Total			6	54	71	10
JOR	EV/SL	2	29	36	36	2
	Negative		2			1
	Pending					6
JOR Total		2	31	36	36	9
KUW	EV/SL			3	3	
	Pending				8	
KUW Total				3	11	
LEB	EV/SL	2	26	44	44	4
	Negative	2	1	1	3	
	Pending					4
LEB Total		4	27	45	47	8
PAK	Wild	60	106	139	368	98
	Wild+cVDPV2	2			10	5
	cVDPV2	2			25	3
	aVDPV2	3	4		2	
	EV/SL	456	523	531	421	23
	Negative	6		3	4	2
	Pending				1	59
PAK Total		529	633	673	831	190
SOM	cVDPV2		2	19	5	4
	cVDPV3			11		
	aVDPV2			2	1	
	EV/SL		20	43	28	5
	Negative		14	138	29	7
SOM Total			36	213	63	24
SUD	EV/SL			15	42	5
	Negative				1	
	Pending				17	5
SUD Total				15	60	10
SYR	EV/SL		4	81	155	38
	Negative			21	30	6
	Pending					9
SYR Total			4	102	185	53
TOTAL		1248	1575	2017	2263	498

Table 7: Environmental Wild/VDPV isolate by site 2019-2020

YEAR	COUNTRY	LAB RESULTS	PROVINCE	Count	First date	Last date
2019	AFG	Wild	HILMAND	19	6/Jan/19	25/Dec/19
			KANDAHAR	24	6/Jan/19	25/Dec/19
			NANGARHAR	13	26/Jan/19	25/Dec/19
	AFG Total			56	6/Jan/19	25/Dec/19
	IRN	Wild	S & B	3	22/Apr/19	20/May/19
			IRN Total	3	22/Apr/19	20/May/19
	PAK	Wild	BALUCHISTAN	72	1/Jan/19	20/Dec/19
			ISLAMABAD	3	12/Apr/19	21/Aug/19
			KPAKHTUNKHWA	40	8/Jan/19	28/Dec/19
			PUNJAB	98	5/Jan/19	17/Dec/19
			SINDH	155	2/Jan/19	20/Dec/19
			Wild+cVDPV2	KPAKHTUNKHWA	1	31/Dec/19
		cVDPV2	PUNJAB	5	6/Aug/19	16/Dec/19
			SINDH	4	7/Oct/19	18/Dec/19
			GBALTISTAN	5	24/Aug/19	6/Nov/19
			ISLAMABAD	1	12/Nov/19	12/Nov/19
		aVDPV2	KPAKHTUNKHWA	8	9/Oct/19	24/Dec/19
			PUNJAB	10	21/Aug/19	17/Dec/19
			SINDH	1	19/Dec/19	19/Dec/19
	PAK Total			405	1/Jan/19	31/Dec/19
SOM	cVDPV2	BANADIR	5	10/Nov/19	22/Dec/19	
		aVDPV2	1	3/Feb/19	3/Feb/19	
SOM Total			6	3/Feb/19	22/Dec/19	
2019 Total			470	1/Jan/19	31/Dec/19	
2020	AFG	Wild	HILMAND	2	1/Jan/20	25/Feb/20
			KANDAHAR	4	28/Jan/20	25/Feb/20
			NANGARHAR	1	26/Jan/20	26/Jan/20
		Wild+cVDPV2	NANGARHAR	1	8/Jan/20	8/Jan/20
		cVDPV2	NANGARHAR	1	7/Jan/20	7/Jan/20
	AFG Total			9	1/Jan/20	25/Feb/20
	PAK	Wild	AJK	1	25/Feb/20	25/Feb/20
			BALUCHISTAN	23	1/Jan/20	17/Mar/20
			ISLAMABAD	1	16/Jan/20	16/Jan/20
			KPAKHTUNKHWA	4	28/Jan/20	8/Feb/20
			PUNJAB	25	4/Jan/20	18/Mar/20
			SINDH	44	3/Jan/20	16/Mar/20
		Wild+cVDPV2	BALUCHISTAN	1	1/Feb/20	1/Feb/20
		PUNJAB	2	4/Jan/20	10/Feb/20	
SINDH		2	3/Jan/20	6/Feb/20		
cVDPV2	KPAKHTUNKHWA	3	10/Jan/20	10/Feb/20		
PAK Total			106	1/Jan/20	18/Mar/20	
SOM	cVDPV2	BANADIR	4	5/Jan/20	4/Feb/20	
SOM Total			4	5/Jan/20	4/Feb/20	
2020 Total			119	1/Jan/20	18/Mar/20	

Figure 1: Non Polio AFP Rate and Wild Virus in EMR 01/01/2020 - 05/04/2020

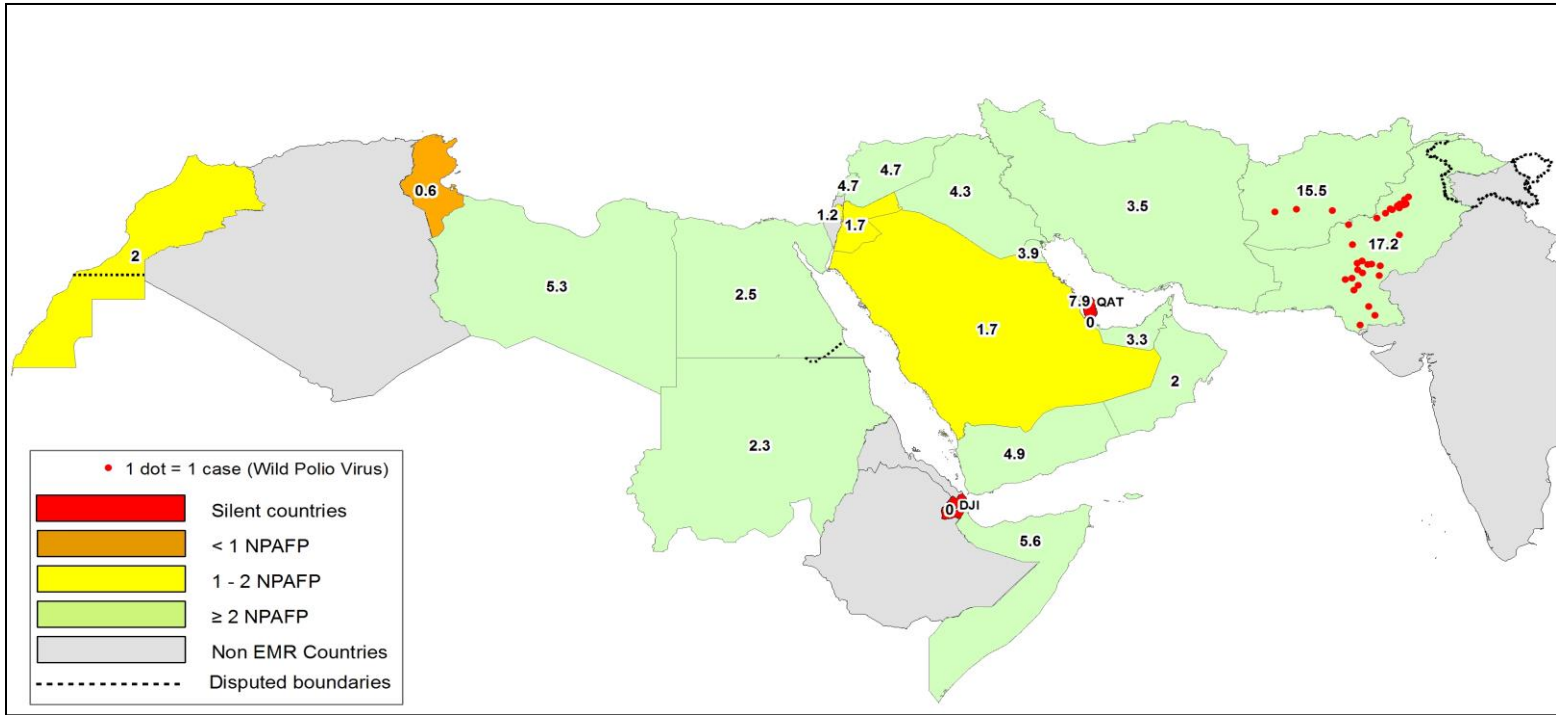


Figure 2: Percent of AFP cases with Adequate Samples & Compatible Cases in EMR 01/01/2020 - 05/04/2020

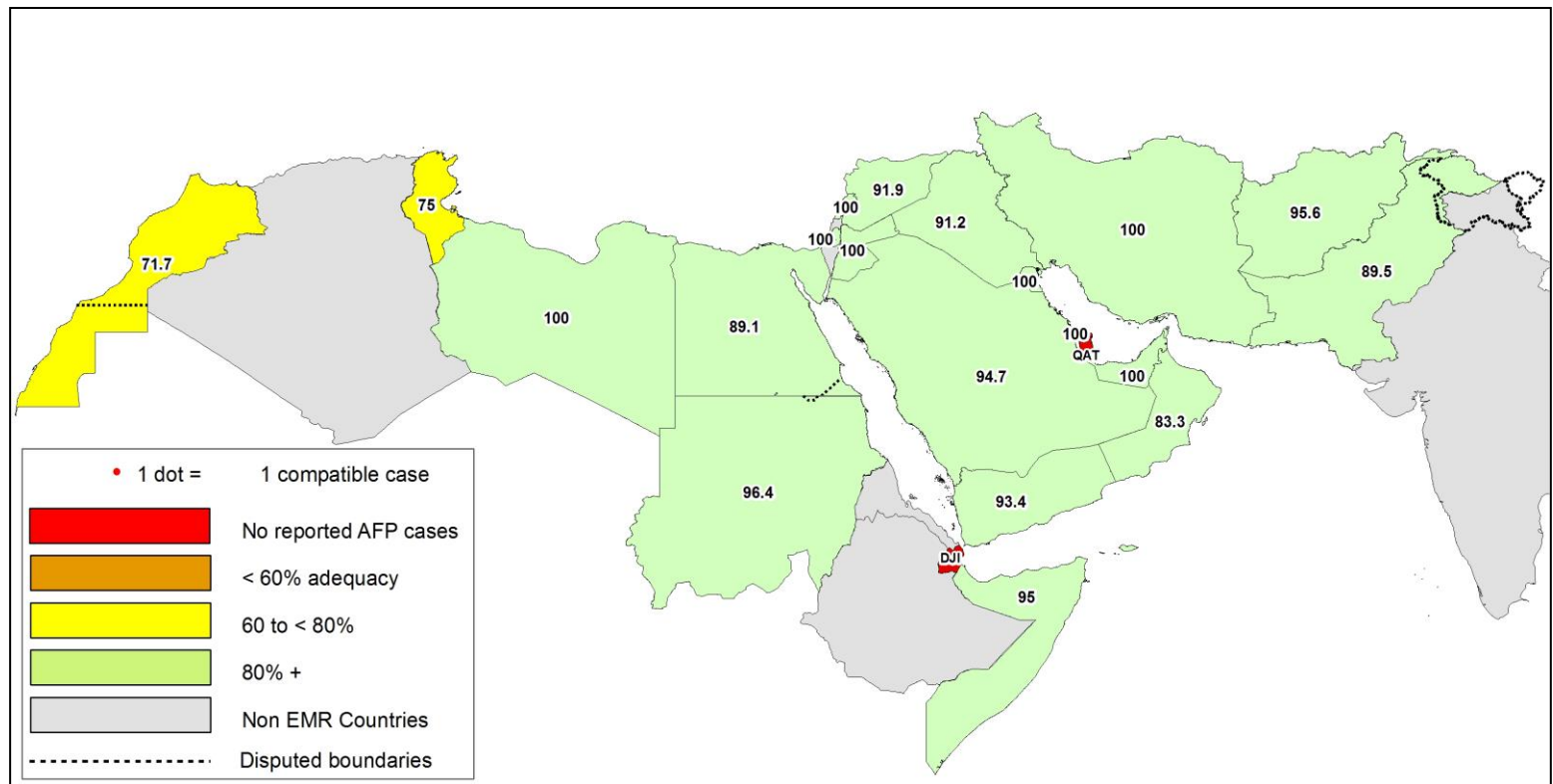


Table 8: Wild polio cases by country and date of onset of paralysis in EMR, 2019 - 2020

Year	COUNTRY	Count	First Case	Last Case
2020	AFG	3	4-Jan-20	4-Feb-20
	PAK	37	1-Jan-20	15-Mar-20
2020 Total		40	1-Jan-20	15-Mar-20
2019	AFG	29	4-Jan-19	7-Dec-19
	PAK	146	15-Jan-19	31-Dec-19
2019 Total		175	4-Jan-19	31-Dec-19

Figure 3: Non Polio AFP rate by Province in Afghanistan & by District in Pakistan 01/01/2020 - 05/04/2020

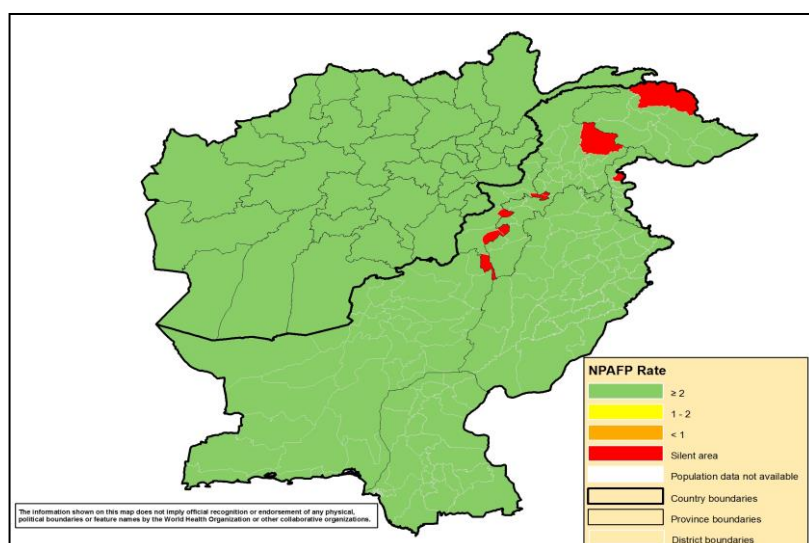


Figure 4: Percent of AFP cases with Adequate Samples in Afghanistan by Province & Pakistan by District 01/01/2020 - 05/04/2020

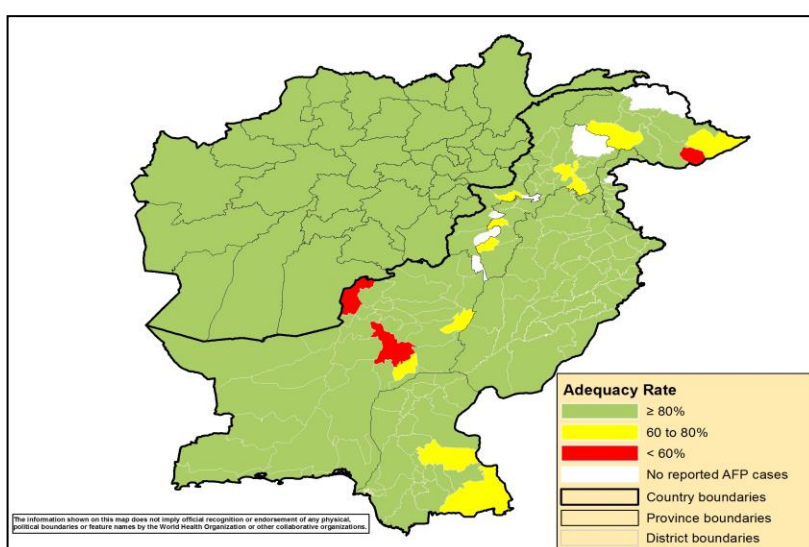
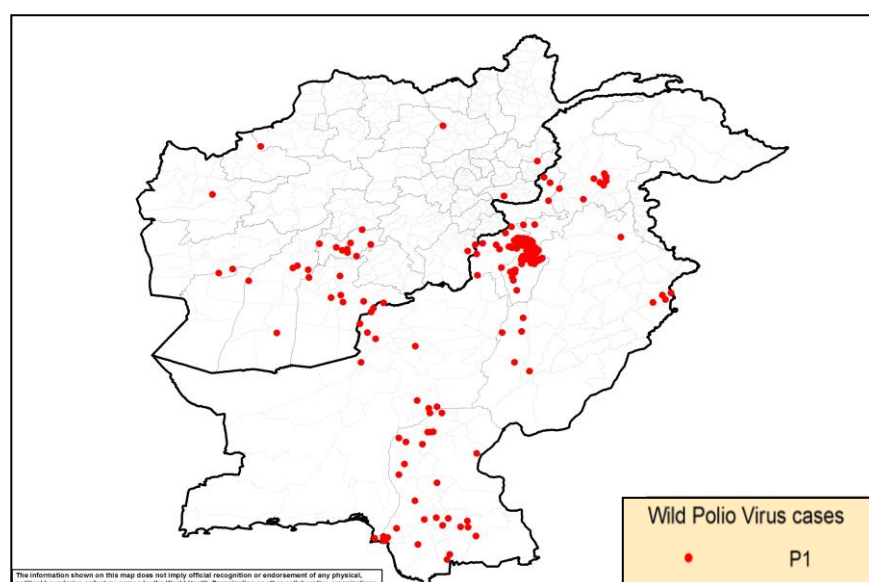
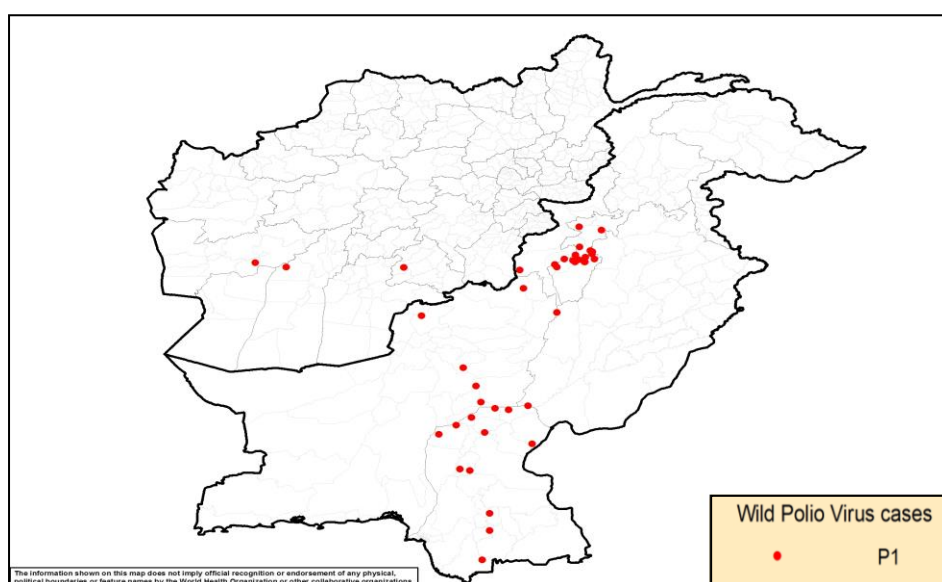


Figure 5: Wild Virus Cases by Type & District in Afghanistan & Pakistan

5(a) 01/01/2019 - 31/12/2019



5(b) 01/01/2020 - 05/04/2020



World Health Organization – Regional Office for Eastern Mediterranean

AFP SURVEILLANCE

6-Apr-20

Week 14, ending 5 April 2020

Number 1122

Table 9: Wild Polio cases by district and date of onset of paralysis, Afghanistan 2019-2020

ONSETYR	PROVINCE	DISTRICT	Count	First case	Last case	
2020	FARAH	BAKWA	1	4-Feb-20	4-Feb-20	
	ZABUL	MIZAN	1	21-Jan-20	21-Jan-20	
	HILMAND	WASHER	1	4-Jan-20	4-Jan-20	
2020 Total			3	4-Jan-20	4-Feb-20	
2019	KANDAHAR	SHAHWALIKOT	1	7-Dec-19	7-Dec-19	
		SPINBOLDAK	2	4-Jan-19	22-Nov-19	
		KANDAHAR	2	17-Aug-19	10-Nov-19	
		GHORAK	1	12-Jan-19	12-Jan-19	
	FARAH	BAKWA	2	14-Nov-19	25-Nov-19	
	HIRAT	PASHTUNZARGHUN	1	19-Nov-19	19-Nov-19	
	BAGHLAN	PUL-E- KHUMRI	1	14-Nov-19	14-Nov-19	
	URUZGAN	KHASURUZGAN	1	2-Nov-19	2-Nov-19	
		TIRINKOT	4	19-May-19	2-Aug-19	
		CHORA	3	20-Mar-19	23-Jul-19	
		SHAHID-E-HASSAS	1	25-Feb-19	25-Feb-19	
	BADGHIS	BALAMURGHAB	1	17-Oct-19	17-Oct-19	
	PAKTIKA	BERMEL	2	15-Sep-19	28-Sep-19	
	NANGARHAR	KHOGYANI	1	18-Sep-19	18-Sep-19	
	HILMAND	GARMSER	1	26-May-19	26-May-19	
		MUSAQALAH	1	5-May-19	5-May-19	
		NAWZAD	1	3-Apr-19	3-Apr-19	
		WASHER	1	23-Mar-19	23-Mar-19	
		SANGIN	1	6-Mar-19	6-Mar-19	
	KUNAR	WATAPUR	1	8-May-19	8-May-19	
	2019 Total			29	4-Jan-19	7-Dec-19

Table 10: Wild Polio cases by district and date of onset of paralysis, Pakistan 2019-2020

ONSETYR	PROVINCE	DISTRICT	Count	First case	Last case	
2020	KHYBER PAKHTUNKHWA	TANK	3	11-Jan-20	15-Mar-20	
		KARAK	2	20-Jan-20	13-Mar-20	
		LAKKIMRWT	12	2-Jan-20	9-Mar-20	
	SINDH	GHOTKI	1	2-Mar-20	2-Mar-20	
		JACOBABAD	2	7-Feb-20	28-Feb-20	
		KAMBAR	2	8-Jan-20	26-Feb-20	
		NFEROZ	2	8-Feb-20	22-Feb-20	
		SHIKARPUR	1	11-Feb-20	11-Feb-20	
		KASHMORE	2	16-Jan-20	3-Feb-20	
		T.ALLAHYAR	1	7-Jan-20	7-Jan-20	
		SUJAWAL	1	7-Jan-20	7-Jan-20	
		BADIN	1	1-Jan-20	1-Jan-20	
		BALOCHISTAN	ZHOB	1	22-Feb-20	22-Feb-20
	SOHBATPUR		1	12-Feb-20	12-Feb-20	
	SIBI		1	7-Feb-20	7-Feb-20	
	PISHIN		1	31-Jan-20	31-Jan-20	
	NSIRABAD		1	3-Jan-20	3-Jan-20	
	KP TRIBAL DISTRICTS	WAZIR-S	1	21-Feb-20	21-Feb-20	
	PUNJAB	DGKHAN	1	18-Jan-20	18-Jan-20	
	2020 Total			37	1-Jan-20	15-Mar-20
2019	KHYBER PAKHTUNKHWA	LAKKIMRWT	32	27-May-19	31-Dec-19	
		DIKHAN	4	5-May-19	21-Dec-19	
		TANK	6	11-Oct-19	18-Dec-19	
		BANNU	26	15-Jan-19	30-Nov-19	
		SWABI	1	17-Nov-19	17-Nov-19	
		TORGHAR	7	25-May-19	13-Sep-19	
		HANGU	2	20-Jan-19	28-Jul-19	
		CHARSADA	1	21-Jul-19	21-Jul-19	
		SHANGLA	1	18-May-19	18-May-19	
		BALOCHISTAN	KABDULAH	5	9-Jun-19	31-Dec-19
			JAFARABAD	3	28-May-19	18-Dec-19
			NSIRABAD	1	5-Dec-19	5-Dec-19
			MASTUNG	1	18-Nov-19	18-Nov-19
			HARNAI	1	27-Sep-19	27-Sep-19
	QUETTA		1	6-Jul-19	6-Jul-19	
	PUNJAB	LAHORE	5	20-Jan-19	28-Dec-19	
		DGKHAN	4	2-Dec-19	25-Dec-19	
		OKARA	1	8-Dec-19	8-Dec-19	
		MUZFARGARH	1	26-Nov-19	26-Nov-19	
	SINDH	JHELUM	1	21-Jun-19	21-Jun-19	
		THATTA	1	26-Dec-19	26-Dec-19	
		DADU	2	6-Dec-19	26-Dec-19	
		LARKANA	3	17-Apr-19	24-Dec-19	
		JAMSHORO	3	23-Aug-19	22-Dec-19	
		JACOBABAD	1	19-Dec-19	19-Dec-19	
		MIRPURKHAS	4	17-Nov-19	18-Dec-19	
		KAMBAR	3	2-Nov-19	14-Dec-19	
		BADIN	1	28-Nov-19	28-Nov-19	
		T.ALLAHYAR	1	10-Nov-19	10-Nov-19	
		KHIKAMARI	1	29-Oct-19	29-Oct-19	
		SUKKUR	1	27-Oct-19	27-Oct-19	
		KHIJAMSHEED	1	24-Oct-19	24-Oct-19	
		SBENAZIRABAD	1	19-Oct-19	19-Oct-19	
		SUJAWAL	1	25-Sep-19	25-Sep-19	
		KHIQRANGI	2	20-Aug-19	26-Aug-19	
		HYDERABAD	2	20-Jul-19	5-Aug-19	
		KHIGIQBAL	1	29-Apr-19	29-Apr-19	
	KHILAYARI	1	25-Feb-19	25-Feb-19		
	KP TRIBAL DISTRICTS	MOHMAND	1	20-Dec-19	20-Dec-19	
		WAZIR-S	1	20-Aug-19	20-Aug-19	
		WAZIR-N	8	4-Apr-19	21-Jul-19	
		KHYBER	1	14-Feb-19	14-Feb-19	
		BAJOUR	1	18-Jan-19	18-Jan-19	
	2019 Total			146	15-Jan-19	31-Dec-19

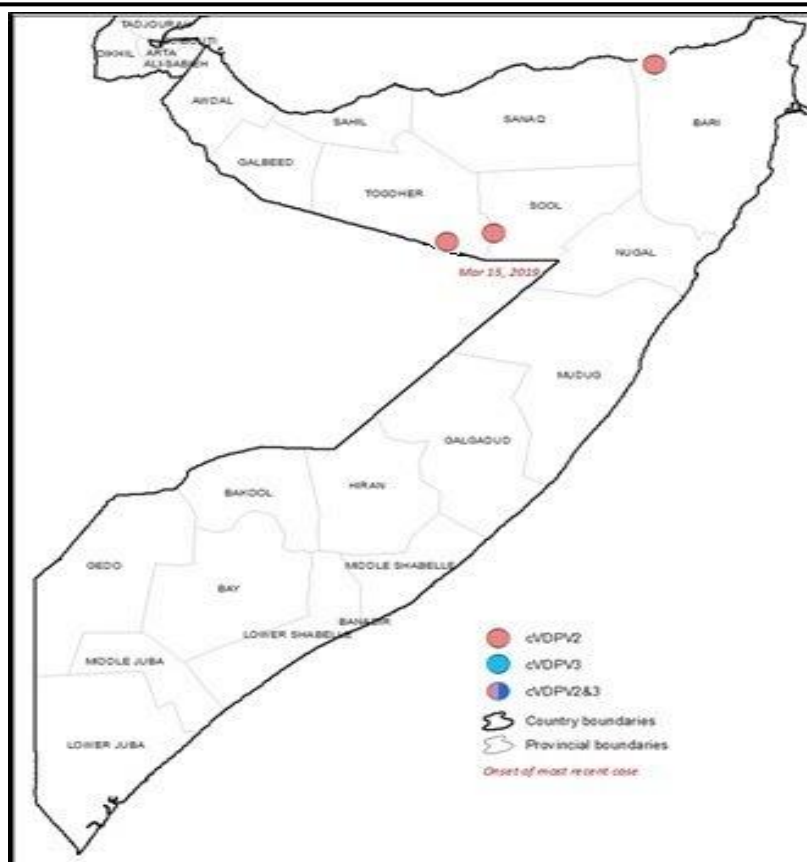
World Health Organization – Regional Office for Eastern Mediterranean
AFP SURVEILLANCE
Week 14, ending 5 April 2020

6-Apr-20
Number 1122

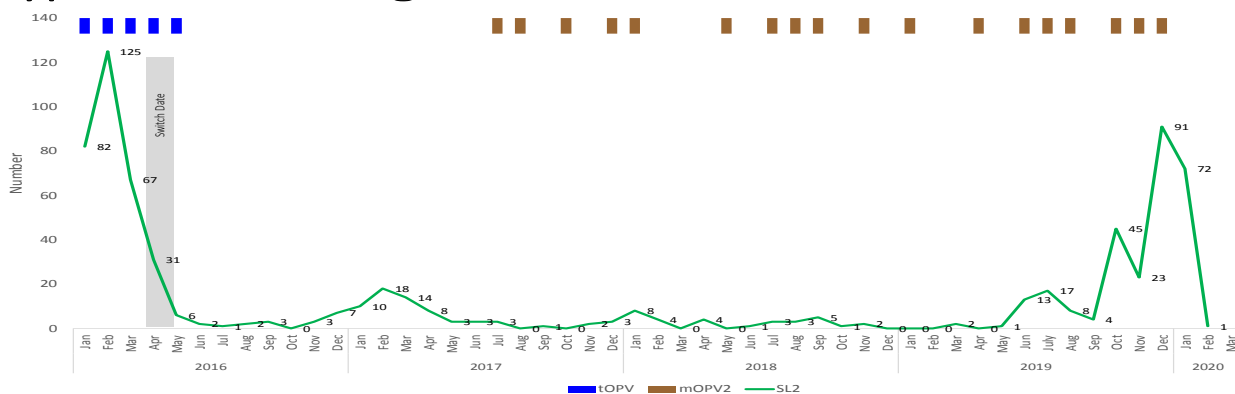
Table 11: Circulating VDPV cases and date of onset of paralysis in EMR countries by districts 2019-2020

COUNTRY	YEAR	PROVINCE	DISTRICT	Count	First Case	Last Case
PAK	2020	PUNJAB	RAWALPINDI	1	18-Jan-20	18-Jan-20
			FAISALABAD	2	05-Feb-20	13-Feb-20
		KHYBER PAKHTUNKHWA	PESHAWAR	4	02-Jan-20	23-Feb-20
			BAJOUR	3	03-Jan-20	30-Jan-20
			KHYBER	14	12-Jan-20	12-Feb-20
			NOWSHERA	3	18-Jan-20	21-Feb-20
			LAKKI MARWAT	2	27-Jan-20	20-Feb-20
			MARDAN	1	02-Jan-20	02-Jan-20
			DIR LOWER	1	02-Feb-20	02-Feb-20
			BANNU	2	03-Jan-20	13-Feb-20
Total 2020				33	2-Jan-20	23-Feb-20
PAK	2019	PUNJAB	GUJRANWALA	1	22-Nov-19	22-Nov-19
			KHYBER	3	12-Dec-19	28-Dec-19
		KHYBER PAKHTUNKHWA	MOHMAND	3	12-Dec-19	21-Dec-19
			BAJOUR	1	1-Dec-19	1-Dec-19
			PESHAWAR	1	8-Dec-19	8-Dec-19
			LAKKI MARWAT	1	13-Dec-19	13-Dec-19
			CHARSADA	1	3-Nov-19	3-Nov-19
			KOHISTANUPPER	1	27-Oct-19	27-Oct-19
			KOHISTANLOWER	2	6-Oct-19	11-Oct-19
			TORGHAR	3	4-Sep-19	17-Dec-19
		ISLAMABAD	CDA	1	11-Sep-19	11-Sep-19
		GILGIT BALTISTAN	DIAMER	4	7-Jul-19	28-Aug-19
		SOM	2019	BARI	BOSSASO	1
TOGDHER	BUHODLE			1	21-Apr-19	21-Apr-19
SOOL	LAS ANOD			1	15-Mar-19	15-Mar-19
Total 2019				25	15-Mar-19	28-Dec-19

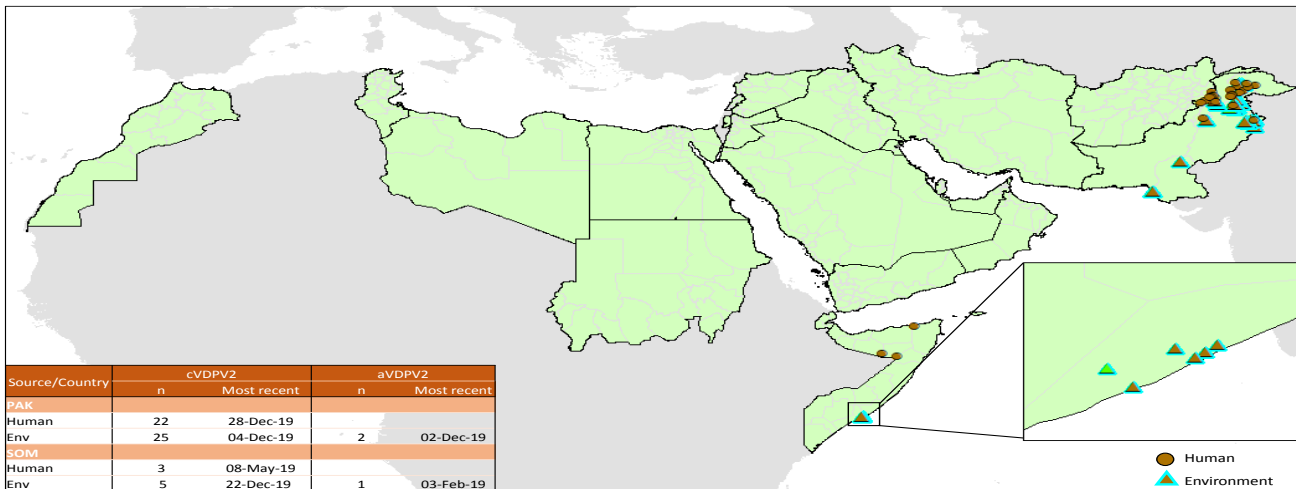
Figure 6: Somalia cVDPV cases by type and district 01/01/2019 - 31/12/2019



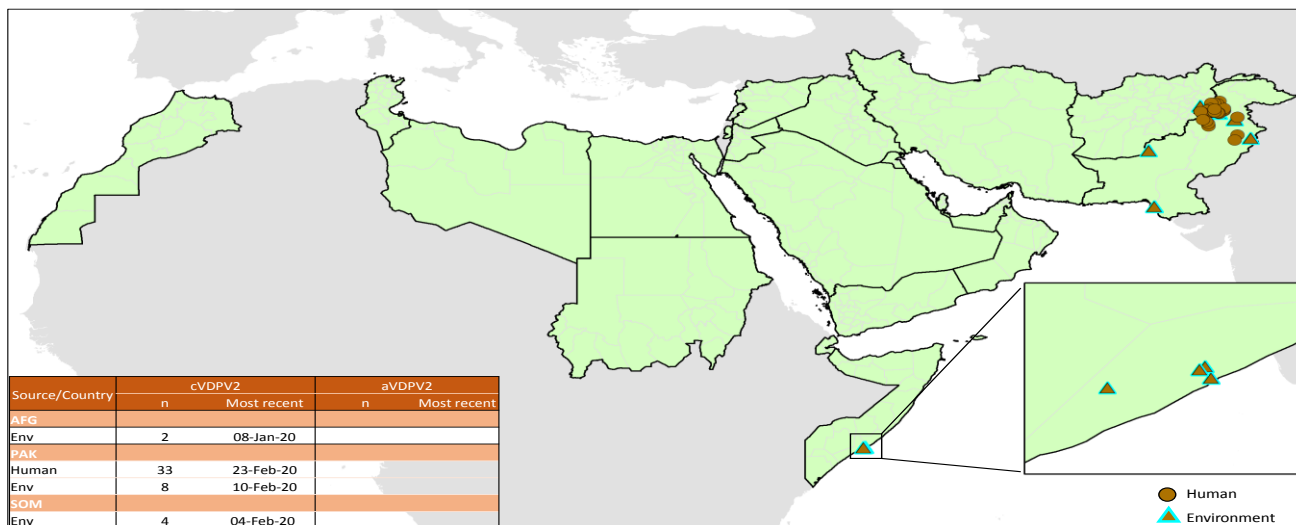
Sabin like type-2 poliovirus isolates (H&E) and vaccine types used during SIAs, EMRO, 2016 to 2020



VDPV2 isolates, EMR countries, 2019



VDPV2 isolates, EMR countries, 2020



aVDPV1, AFP Case reported in Somalia