

Highlights of Polio Fax Bulletin No. 11255 for Week 177 2020

I. Salient features

1. Polio eradication teams at the Regional and Country levels are contributing into COVID19 Response, particularly in areas of surveillance, analytics and communications and coordination.
2. Wild Poliovirus Type-1 (WPV1):
 - One new case reported this week from Afghanistan - bringing total cases in 2020 in the EMR and world to 46 (Afghanistan – 5 and Pakistan - 41).
 - Seven new positive environmental samples, one from Afghanistan and six from Pakistan.
3. Circulating Vaccine Derived Poliovirus Type-2 (cVDPV2):
 - 2 new cases from Pakistan – bringing total cases in 2020 in the EMR to date to 42, all from Pakistan.
 - 2 new positive environmental samples from Pakistan.

II. Wild Poliovirus Transmission

Endemic countries (Pakistan & Afghanistan): Following was reported this week:

- a. *Human samples:* One new WPV1 case reported this week.
Total WPV1 cases in 2020 to date is 46 (5 from Afghanistan and 41 from Pakistan). This compares with 23 cases in 2019 in the same period (7 from Afghanistan and 16 from Pakistan).
 - Afghanistan: One new WPV1 case reported and details are as follows:
The case reported from new infected district namely Mehtarlam in Laghman province in the Eastern Region of the country, with date of onset on 10 February 2020. The case is an 18-month old female child. The child reportedly received only 2 OPV doses from supplementary immunization activities (SIAs) and none from routine.
In 2020, 5 WPV1 cases are reported, one each from Hilmand, Zabul, Farah, Nimroz and Laghman provinces. The most recent case has onset of paralysis on 28 February 2020.
 - Pakistan:
In 2020, 41 WPV1 cases are reported, 18 cases from KP province, 15 from Sindh province, 6 from Balochistan province and one each from Punjab province and KP Tribal Districts. The most recent case has onset of paralysis on 31 March 2020.
- b. *Environmental samples:* 7 new WPV1 positive environmental samples reported this week; one from Afghanistan and six from Pakistan in 2020:
 - Afghanistan: In 2020 to date, there are 9 WPV1 positive environmental samples including 1 combined (WPV1 and cVDPV2) with most recent sample collected on 25 March 2020.
 - Pakistan: In 2020 to date, there are 122 WPV1 positive environmental samples including 7 combined (WPV1 and cVDPV2) with most recent positive sample collected on 6 April 2020.

III. Vaccine Derived Polioviruses (VDPVs)

1. Afghanistan: No new VDPV cases or positive environmental samples reported this week.
In 2020 to date, 10 circulating VDPV2 (cVDPV2) positive environmental samples including 1 combined (WPV1 and cVDPV2) were reported; 8 from Jalalabad and 2 from Batikot districts, Nangarhar province, with most recent collection on 8 March 2020.
2. Pakistan: Two new circulating VDPV2 (cVDPVs) cases and two new environmental samples were reported this week.
The 2 new cVDPV2 cases are one each from South Waziristan district, from KP Tribal Districts, and Peshawar district, from Khyber Pakhtunkhwa (KP) province. The new cVDPV2 cases have dates of onset on 17 and 21 March 2020.
In 2020 to date, there are 42 cVDPV2 cases reported. Cases include 37 from KP province, 3 from Punjab province and 1 each from Balochistan province and KP Tribal Districts, with most recent case's onset on 21 March 2020.

Environment: In 2020, there are 13 positive environmental samples for cVDPV2 (including 7 combined WPV1 and cVDPV2), the most recent sample collected on 11 March 2020.

3. SOMALIA: No new VDPV isolates from human or environmental samples were reported.

In 2020 to date: 4 cVDPV2 were isolated from environmental samples most recent collected on 4 February 2020.

An AFP case with VDPV1 was earlier reported from Lughaya district, Awdal province, with date of onset 26 January 2020. Field epidemiological and laboratory investigations have been completed. Case is pending for classification.

4. LIBYA: A new Event comprising reporting of immune deficient VDPV type-3 (iVDPV3) case from Msalth district, Tarabulus province, with date of onset 15 January 2020. The case is a 7-month old male child. The child has died.

IV. Surveillance performance indicators

In 2020, 15 of 22 member states are meeting the global target of both key surveillance indicators, namely non polio AFP rate of 2 per 100,000 children aged below 15 years and percent AFP cases with adequate specimen 80% and above.

- Djibouti and Qatar are missing both indicators since they did not report any AFP case in 2020
- Morocco and Tunisia are also missing both indicators as their non-polio afp rate is 1.6 and 1.0 and percentage of AFP cases with adequate stool specimens is 71.7% and 75.0% respectively.
- Jordan, Palestine and Saudi Arabia have a non-polio AFP rate of 1.5, 1.0 and 1.6 respectively.

World Health Organization – Regional Office for Eastern Mediterranean

AFP SURVEILLANCE

27-Apr-20

Week 17, ending 26 April 2020

Number 1125

Table 1: Acute Flaccid Paralysis (AFP) cases by week of onset

Country	Reported AFP cases by week of onset - Week (17/20) / Ending on : 26/04/2020														
	Total AFP 2018	Total AFP 2019	Total AFP to date, 2020	W06 09 Feb 20	W07 16 Feb 20	W08 23 Feb 20	W09 01 Mar 20	W10 08 Mar 20	W11 15 Mar 20	W12 22 Mar 20	W13 29 Mar 20	W14 5 Apr 20	W15 12 Apr 20	W16 19 Apr 20	W17 26 Apr 20
Afghanistan	3378	3768	1015	60	66	78	59	51	62	55	57	53	40	36	6
Bahrain	35	17	7	1	1	2	1	0	0	0	1	0	0	0	0
Djibouti	0	5	0	0	0	0	0	0	0	0	0	0	0	0	0
Egypt	1246	1343	290	22	11	23	22	20	15	12	18	9	18	6	
Iran	896	1070	209	22	27	13	3	9	2	3	4	3	2	4	0
Iraq	1023	1157	203	24	17	13	11	7	4	6	7	8	5	5	0
Jordan ****	115	113	19	3	2	3	1	0	0	0	0	0	1	1	0
Kuwait	72	48	12	2	1	2	2	0	0	1	0	0	0	1	0
Lebanon ****	89	87	24	2	1	2	4	1	1	0	0	0	0	1	
Libya	122	107	39	3	3	3	4	2	0	3	0	1	2		
Morocco	212	247	46	4	2	8	3	6	2	1	0				
Oman	28	30	8	0	0	1	1	0	1	1	0	0	1	0	
Pakistan	12276	15215	4025	308	379	352	300	247	286	166	114	93	112	45	1
Palestine ****	44	62	6	1	1	0	0	0	0	0	0	0	0		
Qatar	10	9	0	0	0	0	0	0	0	0	0	0	0	0	0
Saudi Arabia	242	236	42	5	7	3	3	4	2	0	2	0	0	0	0
Somalia	353	361	147	6	12	7	12	8	7	13	8	11	3	5	0
Sudan	579	608	121	13	2	7	6	10	10	6	2	5	0	0	
Syria ****	362	377	110	8	12	5	9	4	8	3	2	1	1	7	1
Tunisia	68	79	8	2	0	0	0	0	0	2	0	0	0	0	
U.A.E	40	50	11	2	1	0	0	0	0	0	0	0	0	0	
Yemen	730	779	199	15	20	16	12	10	20	10	12	13	1	0	
Total EMR	21920	25768	6541	503	565	538	453	379	420	282	227	197	186	111	8

No data = No report received

Table 2: Confirmed polio cases by month of onset

Country	Total year 2018	Total year 2019	26/04		Confirmed polio cases by month of onset											
			2019	2020	May 2019	June 2019	July 2019	August 2019	September 2019	October 2019	November 2019	December 2019	January 2020	February 2020	March 2020	April 2020
Afghanistan	21	29	7	5	5	1	2	2	3	1	7	1	2	3		
Bahrain	0	0	0	0	0	0	0	0	0	0	0	0	0	0		
Djibouti	0	0	0	0	0	0	0	0	0	0	0	0	0	0		
Egypt	0	0	0	0	0	0	0	0	0	0	0	0	0	0		
Iran	0	0	0	0	0	0	0	0	0	0	0	0	0	0		
Iraq	0	0	0	0	0	0	0	0	0	0	0	0	0	0		
Jordan ****	0	0	0	0	0	0	0	0	0	0	0	0	0	0	0	
Kuwait	0	0	0	0	0	0	0	0	0	0	0	0	0	0		
Lebanon ****	0	0	0	0	0	0	0	0	0	0	0	0	0	0		
Libya	0	0	0	0	0	0	0	0	0	0	0	0	0	0		
Morocco	0	0	0	0	0	0	0	0	0	0	0	0	0	0		
Oman	0	0	0	0	0	0	0	0	0	0	0	0	0	0	0	
Pakistan	12	147	16	41	11	16	12	14	5	17	23	32	18	16	7	
Palestine ****	0	0	0	0	0	0	0	0	0	0	0	0	0	0	0	
Qatar	0	0	0	0	0	0	0	0	0	0	0	0	0	0	0	
Saudi Arabia	0	0	0	0	0	0	0	0	0	0	0	0	0	0	0	
Somalia	0	0	0	0	0	0	0	0	0	0	0	0	0	0	0	
Sudan	0	0	0	0	0	0	0	0	0	0	0	0	0	0	0	
Syria ****	0	0	0	0	0	0	0	0	0	0	0	0	0	0	0	
Tunisia	0	0	0	0	0	0	0	0	0	0	0	0	0	0	0	
U.A.E	0	0	0	0	0	0	0	0	0	0	0	0	0	0	0	
Yemen	0	0	0	0	0	0	0	0	0	0	0	0	0	0	0	
Total EMR	33	176	23	46	16	17	14	16	8	18	30	33	20	19	7	0

**** UNRWA cases are included with those of country of residence

AFP SURVEILLANCE

Week 17, ending 26 April 2020

27-Apr-20

Number 1125

Table 3: Investigation of AFP cases with paralysis onset in 2019 & 2020 up to Week (17/20) / Ending on : 26/04/2020

COUNTRY	2019												2020												Latest line List Date
	AFP									Specimen	Wild cases ****		AFP									Specimen	Wild cases ****		
	Total AFP cases onset 2019	Case classification					Non polio AFP rate **	AFP cases pending classification > 90 days from onset of paralysis	AFP cases pending classification and lab > 90 days from onset of paralysis	% with *** adequate specimens	Wild P1 Poliovirus	Wild P3 Poliovirus	Total AFP cases onset 2020	Case classification					Annualized Non polio AFP rate **	AFP cases pending classification > 90 days from onset of paralysis	AFP cases pending classification and lab > 90 days from onset of paralysis	% with *** adequate specimens	Wild P1 Poliovirus	Wild P3 Poliovirus	
		Total Confirmed Polio Cases *	Polio Compatible	Pending Classification	Discarded (non polio AFP)	VDPV								Total Confirmed Polio Cases *	Polio Compatible	Pending Classification	Discarded (non polio AFP)	VDPV							
Afghanistan	3768	29	1	0	3738	0	18.1	0	0	94.1	29	0	1015	5	0	206	804	0	14.9	9	0	95.1	5	0	26/04/2020
Bahrain	17	0	0	0	17	0	5.9	0	0	100.0	0	0	7	0	0	7	0	0	7.5	0	0	100.0	0	0	26/04/2020
Djibouti	5	0	0	0	5	0	1.4	0	0	80.0	0	0	0	0	0	0	0	0	0.0	0	0		0	0	16/03/2019
Egypt	1343	0	0	0	1343	0	3.6	0	0	93.4	0	0	290	0	0	69	221	0	2.3	0	0	88.6	0	0	23/04/2020
Iran	1070	0	0	0	1069	1	5.2	0	0	97.1	0	0	209	0	0	18	191	0	3.1	1	0	99.5	0	0	26/04/2020
Iraq	1157	0	0	0	1157	0	7.4	0	0	94.3	0	0	203	0	0	23	180	0	3.9	3	0	91.1	0	0	26/04/2020
Jordan	113	0	0	0	113	0	3.9	0	0	100.0	0	0	19	0	0	2	17	0	1.5	0	0	100.0	0	0	26/04/2020
Kuwait	48	0	0	0	48	0	5.4	0	0	89.6	0	0	12	0	0	5	7	0	3.9	0	0	83.3	0	0	26/04/2020
Lebanon	87	0	0	0	87	0	4.7	0	0	89.7	0	0	24	0	0	7	17	0	4.0	0	0	100.0	0	0	24/04/2020
Libya	107	0	0	0	107	0	4.3	0	0	98.1	0	0	39	0	0	11	27	1	4.9	0	0	100.0	0	0	18/04/2020
Morocco	247	0	0	0	247	0	2.8	0	0	84.2	0	0	46	0	0	28	18	0	1.6	2	0	71.7	0	0	03/04/2020
Oman	30	0	0	0	30	0	2.7	0	0	80.0	0	0	8	0	0	1	7	0	2.2	0	0	87.5	0	0	19/04/2020
Pakistan	15215	147	5	177	14863	23	19.3	177	0	86.6	147	0	4025	41	0	529	3411	44	15.9	107	0	89.0	41	0	26/04/2020
Palestine	62	0	0	0	62	0	3.3	0	0	98.4	0	0	6	0	0	6	0	0	1.0	3	0	100.0	0	0	12/04/2020
Qatar	9	0	0	0	9	0	2.2	0	0	88.9	0	0	0	0	0	0	0	0	0.0	0	0		0	0	26/04/2020
Saudi Arabia	236	0	0	0	236	0	2.8	0	0	93.2	0	0	42	0	0	31	11	0	1.6	5	0	92.9	0	0	25/04/2020
Somalia	361	0	0	0	358	3	5.7	0	0	95.6	0	0	147	0	0	34	112	1	5.7	0	0	95.9	0	0	26/04/2020
Sudan	608	0	0	0	608	0	3.4	0	0	96.4	0	0	121	0	0	12	109	0	2.0	3	0	96.7	0	0	16/04/2020
Syria	377	0	0	0	377	0	4.8	0	0	88.1	0	0	110	0	0	18	92	0	4.3	0	0	92.7	0	0	25/04/2020
Tunisia	79	0	0	0	78	1	2.9	0	0	74.7	0	0	8	0	0	7	1	0	1.0	3	1	75.0	0	0	25/04/2020
U.A.E	50	0	0	0	50	0	4.0	0	0	90.0	0	0	11	0	0	1	10	0	2.7	0	0	100.0	0	0	19/04/2020
Yemen	779	0	0	163	616	0	5.5	163	145	89.0	0	0	199	0	0	160	39	0	4.4	18	12	94.0	0	0	14/04/2020
EMR	25768	176	6	340	25218	28	10.1	340	145	89.4	176	0	6541	46	0	1175	5274	46	7.8	154	13	90.9	46	0	
2018	21920	33	4	86	21782	15	8.7	86	80	89.8	33	0													

* Confirmed polio cases refer to wild isolation from AFP cases or from contacts of negative index AFP cases

** Non-polio AFP per 100,000 children <15 years

*** Adequate here refers to two stool specimens collected at least 24 hours apart, within 14 days of paralysis onset and specimens received in the lab in Good Condition

**** AFP cases co infected with P1 and P3 are counted separately as wild isolates

World Health Organization – Regional Office for Eastern Mediterranean
AFP SURVEILLANCE
Week 17, ending 26 April 2020

27-Apr-20
Number 1125

COUNTRY	2019						2020					
	# OF CONTACTS	LAB RESULTS					# OF CONTACTS	LAB RESULTS				
		WILD	VDPV	SL	NPEV	PENDING		WILD	VDPV	SL	NPEV	PENDING
AFG	1138	8	0	48	202	0	239	3	0	17	22	12
BAH	0	0	0	0	0	0	0	0	0	0	0	0
DJI	1	0	0	0	0	0	0	0	0	0	0	0
EGY	498	0	0	8	57	0	83	0	0	7	2	25
IRN	216	0	0	4	7	0	0	0	0	0	0	0
IRQ	603	0	0	12	39	6	107	0	0	0	6	6
JOR	0	0	0	0	0	0	0	0	0	0	0	0
KUW	0	0	0	0	0	0	0	0	0	0	0	0
LEB	24	0	0	0	3	0	0	0	0	0	0	0
LIB	6	0	0	0	3	0	0	0	0	0	0	0
MOR	85	0	0	3	1	30	2	0	0	0	0	0
OMA	78	0	0	2	28	0	35	0	0	2	6	0
PAK	5497	26	9	248	959	0	1801	12	4	227	181	85
PAL	0	0	0	0	0	0	0	0	0	0	0	0
QAT	0	0	0	0	0	0	0	0	0	0	0	0
SAA	44	0	0	1	0	0	2	0	0	0	0	2
SOM	1080	0	1	45	141	5	443	0	0	12	48	105
SUD	402	0	0	1	31	90	32	0	0	0	2	7
SYR	813	0	0	23	36	0	207	0	0	8	3	6
TUN	27	0	0	0	2	0	0	0	0	0	0	0
UAE	0	0	0	0	0	0	0	0	0	0	0	0
YEM	0	0	0	0	0	0	0	0	0	0	0	0
EMR	10512	34	10	395	1509	131	2951	15	4	273	270	248

Table 4 (B): Most recent wild contacts in EMRO, 2019-2020

Year	Country	Data	
		Count of wild contacts	Date of Most Recent stool collection
2020	Afghanistan	3	7/Mar/20
	Pakistan	12	13/Mar/20
2020 Total		15	13/Mar/20
2019	Afghanistan	8	17/Aug/19
	Pakistan	26	26/Dec/19
2019 Total		34	26/Dec/19

Table 4 (C): Number of distribution by district of -ve index AFP cases identified as wild positive by contact in EMR, 2019-2020

YEAR	COUNTRY	PROVINCE	DISTRICT	COUNT	First case	Last case	
2020	AFG	HILMAND	WASHER	1	4-Jan-20	4-Jan-20	
			NIMROZ	1	28-Feb-20	28-Feb-20	
	PAK	PUNJAB	DG KHAN	1	18-Jan-20	18-Jan-20	
			KARAK	1	20-Jan-20	20-Jan-20	
			JACOBABAD	1	07-Feb-20	07-Feb-20	
2020 Total				5	04-Jan-20	28-Feb-20	
2019	AFG	URUZGAN	TIRINKOT	1	2-Aug-19	2-Aug-19	
			HILMAND	1	05-Jun-19	05-Jun-19	
			SANGIN	1	06-Mar-19	06-Mar-19	
	PAK	PUNJAB	DG KHAN	2	2-Dec-19	10-Dec-19	
			KHIORANGI	1	28-Aug-19	28-Aug-19	
		SINDH	SUJAWAL	1	25-Sep-19	25-Sep-19	
			JAMSHORO	1	09-Oct-19	09-Oct-19	
		KAMBAR	T. ALLAHYAR	1	10-Nov-19	10-Nov-19	
			MIRPURKHAS	1	02-Nov-19	02-Nov-19	
		BALOCHSITAN	LARKANA	2	01-Dec-19	18-Dec-19	
			JACOBABAD	1	24-Dec-19	24-Dec-19	
		KHYBER PAKHTUNKHWA (KP)	MASTUNG	JACOBABAD	1	19-Dec-19	19-Dec-19
				KILLABDULLAH	1	18-Nov-19	18-Nov-19
			BANNU	2	2-Jul-19	19-Nov-19	
			SWABI	1	13-Nov-19	13-Nov-19	
			TANK	1	17-Nov-19	17-Nov-19	
		TORGHAR	LAKKIMRWAT	1	30-Oct-19	30-Oct-19	
TORGHAR	3		27-May-19	04-Oct-19			
2019 Total				24	06-Mar-19	24-Dec-19	

AFP SURVEILLANCE

Week 17, ending 26 April 2020

27-Apr-20

Number 1125

Table 5: Laboratory investigation of AFP cases with paralysis onset in 2020 up to Week (17/2020) / Ending on : (26/04/2020)

Country	Polio laboratories ITD / Nucleotide Sequencing (Nucleotide Sequencing performed by EGY, PAK, TUN, CDC and RIVM laboratories)	AFP cases with specimens	Preliminary virus isolation results of AFP cases						Poliovirus intratypic differentiation results #										Indicators				Latest report Date			
			Referred for ITD		NPEV only	Negative	Pending		Type 1			Type 2			Type 3			Discordant pending sequence	NPEV by PCR	Non-EV	Pending ITD	% specimens positive for NPEV*		% AFP cases with culture results within 14 days	% AFP cases with ITD results within 7 days	% AFP cases with ITD results within 45 days of onset**
			L20B+	L20B+/NPEV			received < / = 14 days	received > 14 days ago	Wild	Sabin	VDPV	Wild	Sabin	VDPV	Wild	Sabin	VDPV									
Afghanistan	RRL Pakistan	922	89	10	81	698	44		3	58						55				13	7%	90%	100%	98%	26/04/2020	
Bahrain	NPL Oman / CDC																								20/04/2020	
Djibouti	NPL Kenya / CDC																								16/03/2020	
Egypt***	RRL Egypt	282	16	2	18	211	26	9	16	8						7		1	3		6%	100%	100%	100%	23/04/2020	
Iran	NPL Iran / CDC	221	3		2	205	10	1	3							1					1%	100%	100%	100%	25/04/2020	
Iraq	RRL Egypt	197			18	165	9	5													9%	92%		100%	24/04/2020	
Jordan	NPL Jordan / RRL EGYPT	19			3	16															16%	100%		100%	23/04/2020	
Kuwait	RRL Kuwait / RIVM	13				10	1	2													3%	70%		90%	26/04/2020	
Lebanon	NPL Jordan / RRL EGYPT	19			5	14															26%	100%		100%	23/04/2020	
Libya	RRL Tunisia / RIVM	27	3			15		9								3					0%	100%	100%	100%	06/03/2020	
Morocco	NPL Morocco / RRL Tunisia	32			1	25		6													2%	100%		100%	13/03/2020	
Oman	NPL Oman / CDC	8			2	5	1														20%	100%		100%	20/04/2020	
Pakistan	RRL Pakistan	3985	408	34	347	2972	208	11	38	118			121	40		186			1	18	8%	99%	98%	97%	26/04/2020	
Palestine & UNRWA		6				6															0%	33%		100%	12/04/2020	
Qatar	NPL Oman / CDC																								26/04/2020	
Saudi Arabia	NPL Saudi Arabia / CDC	43				40		3													0%	100%		100%	25/04/2020	
Somalia	NPL Kenya / CDC	147	3	1	24	85	8	26	2	1						3					22%	9%		99%	26/04/2020	
Sudan	NPL Sudan / RRL Egypt	120	2		13	99	2	4													13%	100%			19/04/2020	
Syria	NPL Syria / RRL Egypt	104	7			90	6	1													1%	100%			23/04/2020	
Tunisia	RRL Tunisia	6				4		2													0%	100%		100%	06/03/2020	
U.A.E	NPL Oman / CDC	10				9		1													0%	100%		67%	20/04/2020	
Yemen	NPL Kenya / CDC	92	5		16	32	38	1								2				3	30%	91%	100%	0%	14/04/2020	
Total EMR 2020		6253	536	47	530	4701	353	81	41	189	1		121	40		257			1	4	34	8%	95%	99%	97%	
Total EMR 2019		24690	1049	99	3620	19881		29	152	572	1		46	24		623	1	3	21	6	2	12%	95%	99%	97%	

* Specimens from all sources including non-AFP cases, excluding environmental samples

** This indicator reflects surveillance and laboratory activities

Table 6: Environmental isolate by year and type

COUNTRY	LAB RESULTS	2016	2017	2018	2019	2020
AFG	Wild	2	42	83	56	8
	Wild+cVDPV2					1
	cVDPV2					9
	EV/SL	177	265	248	200	41
	Negative	6	9	5	3	
AFG Total		185	316	336	259	90
EGY	EV/SL	492	481	508	666	120
	Negative	36	41	32	34	18
	Pending					25
EGY Total		528	522	540	700	163
IRN	Wild				3	
	EV/SL		5	51	65	10
	Negative		1	3	3	
IRN Total			6	54	71	10
JOR	EV/SL	2	29	36	36	2
	Negative		2			1
	Pending					6
JOR Total		2	31	36	36	9
KUW	EV/SL			3	3	
	Pending				8	
KUW Total				3	11	
LEB	EV/SL	2	26	44	44	4
	Negative	2	1	1	3	
	Pending					4
LEB Total		4	27	45	47	8
PAK	Wild	60	106	139	368	115
	Wild+cVDPV2	2			10	7
	cVDPV2	2			25	6
	aVDPV2	3	4		2	
	EV/SL	456	523	531	421	59
	Negative	6		3	4	2
	Pending				1	71
PAK Total		529	633	673	831	260
SOM	cVDPV2		2	19	5	4
	cVDPV3			11		
	aVDPV2			2	1	
	EV/SL		20	43	28	5
	Negative		14	138	29	12
SOM Total			36	213	63	32
SUD	EV/SL			15	42	13
	Negative				1	2
	Pending				17	
SUD Total				15	60	15
SYR	EV/SL		4	81	155	46
	Negative			21	30	8
	Pending					10
SYR Total			4	102	185	64
TOTAL		1248	1575	2017	2263	651

Table 7: Environmental Wild/VPV isolate by site 2019-2020

YEAR	COUNTRY	LAB RESULTS	PROVINCE	Count	First date	Last date
2019	AFG	Wild	HILMAND	19	6/Jan/19	25/Dec/19
			KANDAHAR	24	6/Jan/19	25/Dec/19
			NANGARHAR	13	26/Jan/19	25/Dec/19
	AFG Total			56	6/Jan/19	25/Dec/19
	IRN	Wild	S & B	3	22/Apr/19	20/May/19
	IRN Total			3	22/Apr/19	20/May/19
	PAK	Wild	BALUCHISTAN	72	1/Jan/19	20/Dec/19
			ISLAMABAD	3	12/Apr/19	21/Aug/19
			KPAKHTUNKHWA	40	8/Jan/19	28/Dec/19
			PUNJAB	98	5/Jan/19	17/Dec/19
			SINDH	155	2/Jan/19	20/Dec/19
		Wild+cVDPV2	KPAKHTUNKHWA	1	31/Dec/19	31/Dec/19
			PUNJAB	5	6/Aug/19	16/Dec/19
			SINDH	4	7/Oct/19	18/Dec/19
		cVDPV2	GBALISTAN	5	24/Aug/19	6/Nov/19
			ISLAMABAD	1	12/Nov/19	12/Nov/19
			KPAKHTUNKHWA	8	9/Oct/19	24/Dec/19
PUNJAB			10	21/Aug/19	17/Dec/19	
SINDH			1	19/Dec/19	19/Dec/19	
aVDPV2	PUNJAB	2	11/Apr/19	18/Dec/19		
PAK Total			405	1/Jan/19	31/Dec/19	
SOM	cVDPV2	BANADIR	5	10/Nov/19	22/Dec/19	
		BANADIR	1	3/Feb/19	3/Feb/19	
SOM Total			6	3/Feb/19	22/Dec/19	
2019 Total			470	1/Jan/19	31/Dec/19	
2020	AFG	Wild	HILMAND	2	1/Jan/20	25/Feb/20
			KANDAHAR	5	28/Jan/20	25/Mar/20
			NANGARHAR	1	26/Jan/20	26/Jan/20
			NANGARHAR	1	8/Jan/20	8/Jan/20
	Wild+cVDPV2	NANGARHAR	1	7/Jan/20	8/Mar/20	
		NANGARHAR	9	7/Jan/20	8/Mar/20	
	AFG Total			18	1/Jan/20	25/Mar/20
	PAK	Wild	AJK	1	25/Feb/20	25/Feb/20
			BALUCHISTAN	27	1/Jan/20	2/Apr/20
			ISLAMABAD	1	16/Jan/20	16/Jan/20
			KPAKHTUNKHWA	6	28/Jan/20	3/Apr/20
			PUNJAB	32	4/Jan/20	6/Apr/20
		Wild+cVDPV2	SINDH	48	3/Jan/20	31/Mar/20
			BALUCHISTAN	2	1/Feb/20	2/Mar/20
			PUNJAB	2	4/Jan/20	10/Feb/20
		cVDPV2	SINDH	3	3/Jan/20	5/Mar/20
			KPAKHTUNKHWA	4	10/Jan/20	11/Mar/20
PUNJAB	2	16/Jan/20	3/Feb/20			
PAK Total			128	1/Jan/20	6/Apr/20	
SOM	cVDPV2	BANADIR	4	5/Jan/20	4/Feb/20	
SOM Total			4	5/Jan/20	4/Feb/20	
2020 Total			150	1/Jan/20	6/Apr/20	

Figure 3: Non Polio AFP rate by Province in Afghanistan & by District in Pakistan 01/01/2020 - 26/04/2020

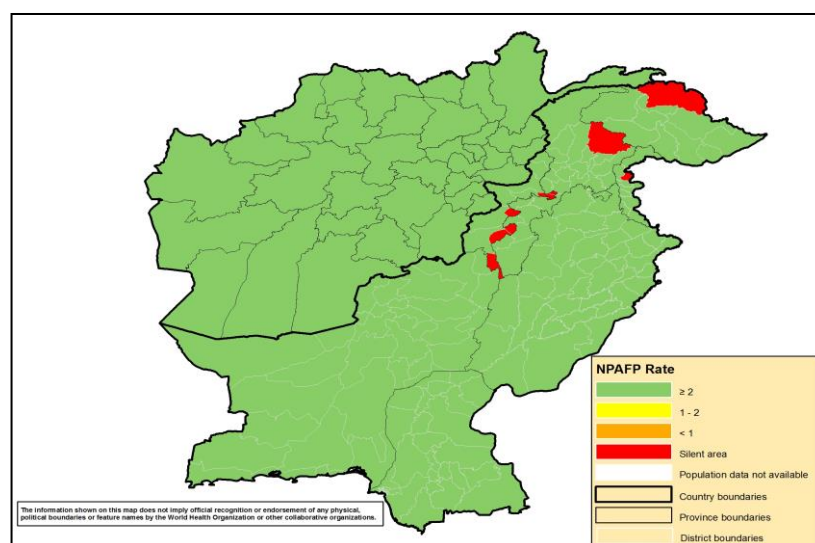


Figure 4: Percent of AFP cases with Adequate Samples in Afghanistan by Province & Pakistan by District 01/01/2020 - 26/04/2020

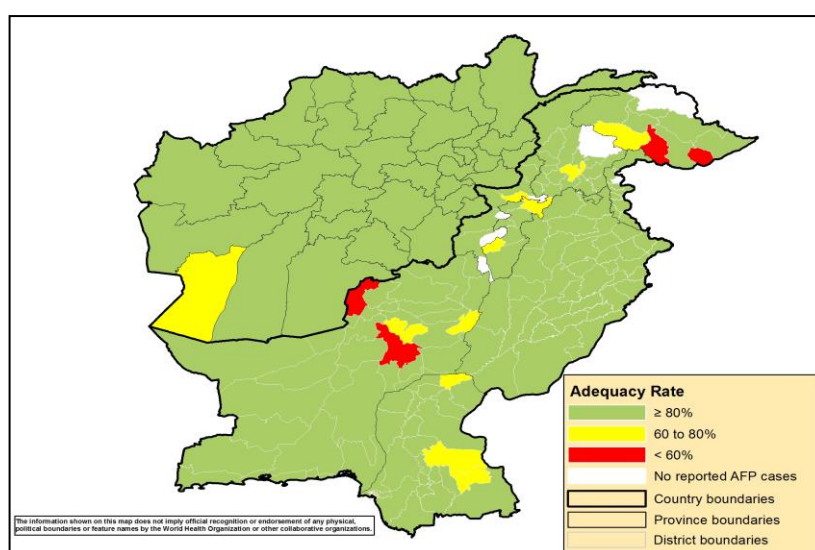
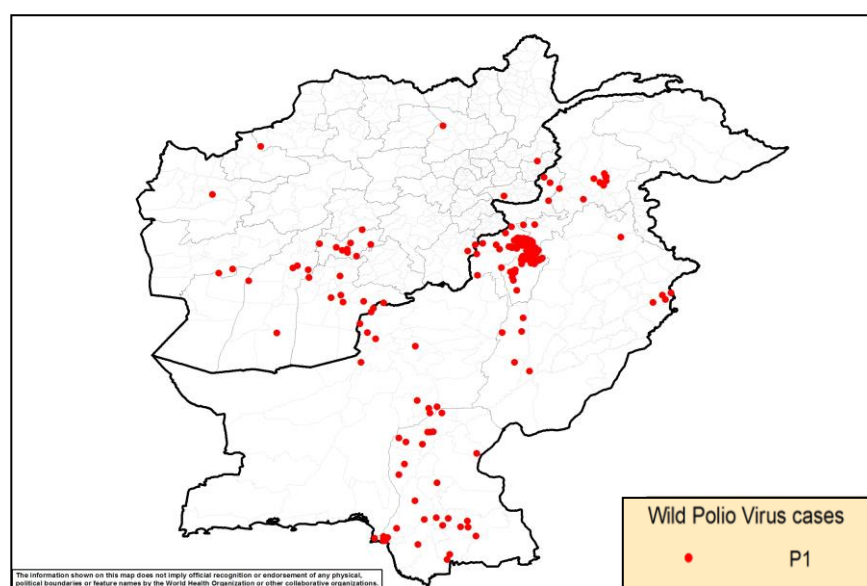
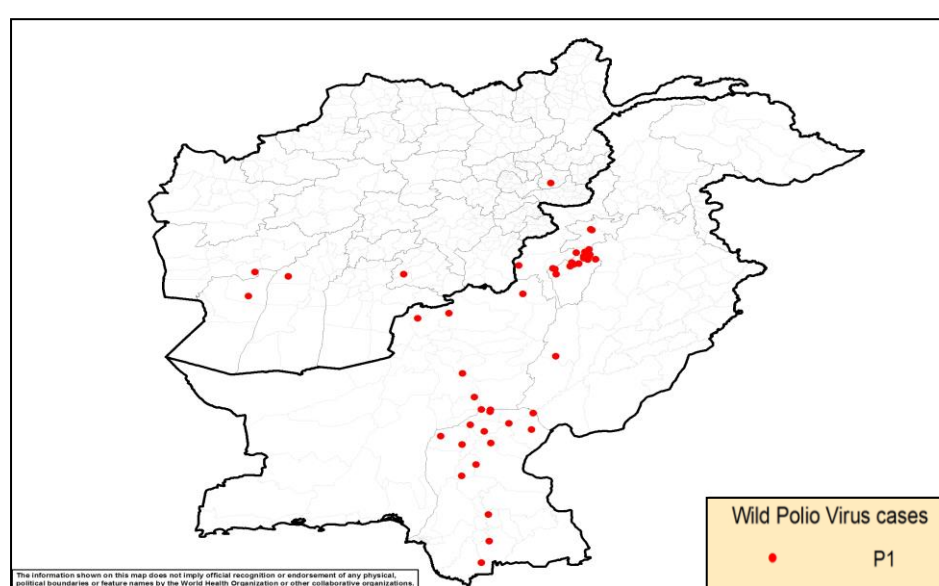


Figure 5: Wild Virus Cases by Type & District in Afghanistan & Pakistan

5(a) 01/01/2019 - 31/12/2019



5(b) 01/01/2020 - 26/04/2020



World Health Organization – Regional Office for Eastern Mediterranean

AFP SURVEILLANCE

Week 17, ending 26 April 2020

27-Apr-20

Number 1125

Table 9: Wild Polio cases by district and date of onset of paralysis, Afghanistan 2019-2020

ONSETYR	PROVINCE	DISTRICT	Count	First case	Last case	
2020	NIMROZ	KHASHROD	1	28-Feb-20	28-Feb-20	
	LAGHMAN	MEHTARLAM	1	10-Feb-20	10-Feb-20	
	FARAH	BAKWA	1	4-Feb-20	4-Feb-20	
	ZABUL	MIZAN	1	21-Jan-20	21-Jan-20	
	HILMAND	WASHER	1	4-Jan-20	4-Jan-20	
2020 Total			5	4-Jan-20	28-Feb-20	
2019	KANDAHAR	SHAHWALIKOT	1	7-Dec-19	7-Dec-19	
		SPINBOLDAK	2	4-Jan-19	22-Nov-19	
		KANDAHAR	2	17-Aug-19	10-Nov-19	
		GHORAK	1	12-Jan-19	12-Jan-19	
		BAKWA	2	14-Nov-19	25-Nov-19	
	FARAH	PASHTUNZARGHUN	1	19-Nov-19	19-Nov-19	
	HIRAT	PUL-E- KHUMRI	1	14-Nov-19	14-Nov-19	
	BAGHLAN	KHASURUZGAN	1	2-Nov-19	2-Nov-19	
	URUZGAN	TIRINKOT	4	19-May-19	2-Aug-19	
		CHORA	3	20-Mar-19	23-Jul-19	
		SHAHID-E-HASSAS	1	25-Feb-19	25-Feb-19	
	BADGHIS	BALAMURGHAB	1	17-Oct-19	17-Oct-19	
	PAKTIKA	BERMEL	2	15-Sep-19	28-Sep-19	
	NANGARHAR	KHOGYANI	1	18-Sep-19	18-Sep-19	
	HILMAND	GARMSER	1	26-May-19	26-May-19	
		MUSAQALAH	1	5-May-19	5-May-19	
		NAWZAD	1	3-Apr-19	3-Apr-19	
		WASHER	1	23-Mar-19	23-Mar-19	
		SANGIN	1	6-Mar-19	6-Mar-19	
	KUNAR	WATAPUR	1	8-May-19	8-May-19	
	2019 Total			29	4-Jan-19	7-Dec-19

Table 10: Wild Polio cases by district and date of onset of paralysis, Pakistan 2019-2020

ONSETYR	PROVINCE	DISTRICT	Count	First case	Last case	
2020	BALOCHISTAN	PISHIN	2	31-Jan-20	31-Mar-20	
		ZHOB	1	22-Feb-20	22-Feb-20	
		SOHBATPUR	1	12-Feb-20	12-Feb-20	
		SIBI	1	7-Feb-20	7-Feb-20	
		NSIRABAD	1	3-Jan-20	3-Jan-20	
	SINDH	KHAIRPUR	1	27-Mar-20	27-Mar-20	
		JACOBABAD	3	7-Feb-20	16-Mar-20	
		GHOTKI	1	2-Mar-20	2-Mar-20	
		KAMBAR	2	8-Jan-20	26-Feb-20	
		NFEROZ	2	8-Feb-20	22-Feb-20	
		SHIKARPUR	1	11-Feb-20	11-Feb-20	
		KASHMORE	2	16-Jan-20	3-Feb-20	
		T.ALLAHYAR	1	7-Jan-20	7-Jan-20	
		SUJAWAL	1	7-Jan-20	7-Jan-20	
		BADIN	1	1-Jan-20	1-Jan-20	
	KHYBER PAKHTUNKHWA	TANK	4	11-Jan-20	15-Mar-20	
		KARAK	2	20-Jan-20	13-Mar-20	
		LAKKIMRWT	12	2-Jan-20	9-Mar-20	
	KP TRIBAL DISTRICTS	WAZIR-S	1	21-Feb-20	21-Feb-20	
	PUNJAB	DGKHAN	1	18-Jan-20	18-Jan-20	
2020 Total			41	1-Jan-20	31-Mar-20	
2019	KHYBER PAKHTUNKHWA	LAKKIMRWT	32	27-May-19	31-Dec-19	
		DIKHAN	4	5-May-19	21-Dec-19	
		TANK	6	11-Oct-19	18-Dec-19	
		BANNU	26	15-Jan-19	30-Nov-19	
		SWABI	1	17-Nov-19	17-Nov-19	
		TORGHAR	7	25-May-19	13-Sep-19	
		HANGU	2	20-Jan-19	28-Jul-19	
		CHARSADA	1	21-Jul-19	21-Jul-19	
		SHANGLA	1	18-May-19	18-May-19	
		BALOCHISTAN	KABDULAH	5	9-Jun-19	31-Dec-19
			JAFARABAD	3	28-May-19	18-Dec-19
			NSIRABAD	1	5-Dec-19	5-Dec-19
			MASTUNG	1	18-Nov-19	18-Nov-19
	HARNAI		1	27-Sep-19	27-Sep-19	
	PUNJAB	QUETTA	1	6-Jul-19	6-Jul-19	
		LAHORE	5	20-Jan-19	28-Dec-19	
		DGKHAN	4	2-Dec-19	25-Dec-19	
		OKARA	1	8-Dec-19	8-Dec-19	
	SINDH	MUZFARGARH	1	26-Nov-19	26-Nov-19	
		JHELUM	1	21-Jun-19	21-Jun-19	
		THATTA	1	26-Dec-19	26-Dec-19	
		DADU	2	6-Dec-19	26-Dec-19	
		LARKANA	3	17-Apr-19	24-Dec-19	
		JAMSHORO	3	23-Aug-19	22-Dec-19	
		JACOBABAD	1	19-Dec-19	19-Dec-19	
		MIRPURKHAS	4	17-Nov-19	18-Dec-19	
		KAMBAR	3	2-Nov-19	14-Dec-19	
		BADIN	1	28-Nov-19	28-Nov-19	
		T.ALLAHYAR	1	10-Nov-19	10-Nov-19	
		KHIKAMARI	1	29-Oct-19	29-Oct-19	
		SUKKUR	1	27-Oct-19	27-Oct-19	
		KHIJAMSHEED	1	24-Oct-19	24-Oct-19	
		SBENAZIRABAD	1	19-Oct-19	19-Oct-19	
		SUJAWAL	1	25-Sep-19	25-Sep-19	
		KP TRIBAL DISTRICTS	KHIORANGI	2	20-Aug-19	26-Aug-19
			HYDERABAD	2	20-Jul-19	5-Aug-19
	KHIGIQBAL		1	29-Apr-19	29-Apr-19	
	KHILAYARI		1	25-Feb-19	25-Feb-19	
	MOHMAND		1	20-Dec-19	20-Dec-19	
	WAZIR-N		9	4-Apr-19	10-Oct-19	
WAZIR-S	1		20-Aug-19	20-Aug-19		
KHYBER	KHYBER	1	14-Feb-19	14-Feb-19		
	BAJOUR	1	18-Jan-19	18-Jan-19		
2019 Total			147	15-Jan-19	31-Dec-19	

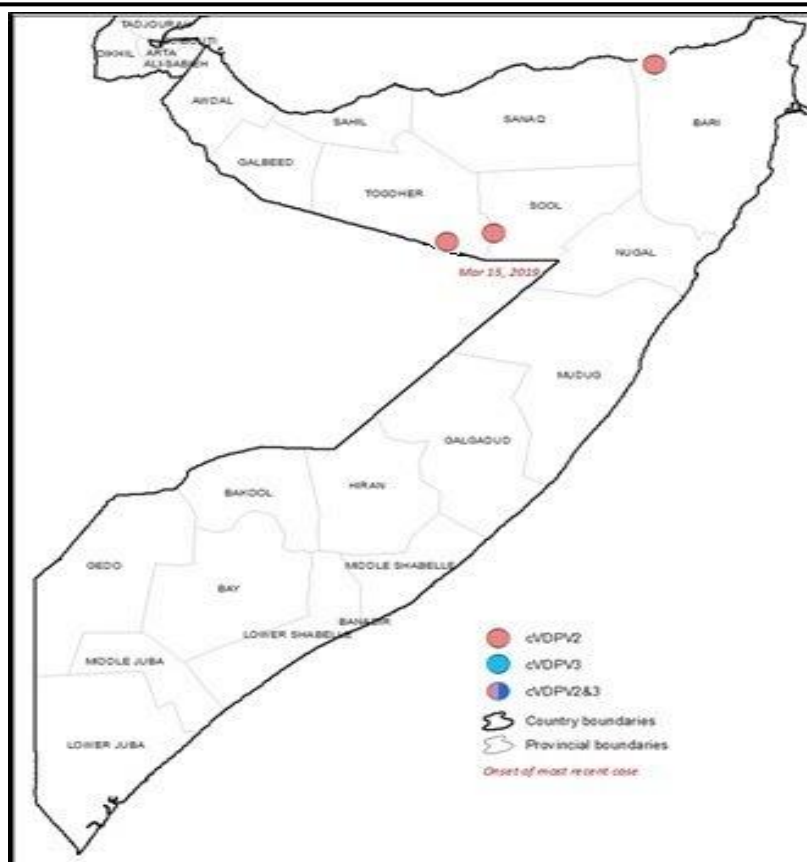
World Health Organization – Regional Office for Eastern Mediterranean
AFP SURVEILLANCE
Week 17, ending 26 April 2020

27-Apr-20
Number 1125

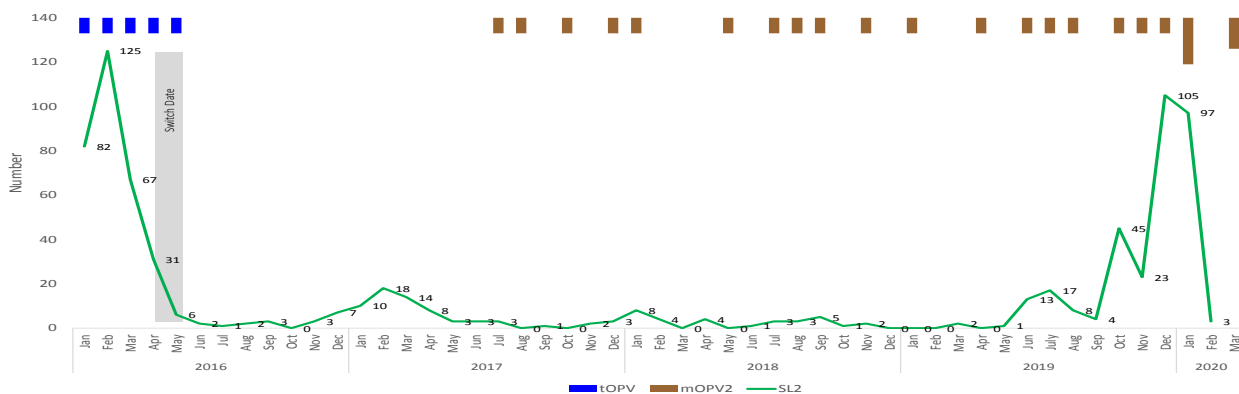
Table 11: Circulating VDPV cases and date of onset of paralysis in EMR countries by districts 2019-2020

COUNTRY	YEAR	PROVINCE	DISTRICT	Count	First Case	Last Case
PAK	2020	BALUCHISTAN	QUETTA	1	29-Feb-20	29-Feb-20
		PUNJAB	RAWALPINDI	1	18-Jan-20	18-Jan-20
			FAISALABAD	2	05-Feb-20	13-Feb-20
		KP TRIBAL DISTRICTS	WAZIR-S	1	21-Mar-20	21-Mar-20
		KHYBER PAKHTUNKHWA	PESHAWAR	5	02-Jan-20	17-Mar-20
			BAJOUR	3	03-Jan-20	30-Jan-20
			KHYBER	15	12-Jan-20	01-Mar-20
			NOWSHERA	4	18-Jan-20	01-Mar-20
			LAKKI MARWAT	5	27-Jan-20	26-Feb-20
			MARDAN	1	02-Jan-20	02-Jan-20
DIR LOWER	2		02-Feb-20	12-Mar-20		
BANNU	2	03-Jan-20	13-Feb-20			
Total 2020				42	2-Jan-20	21-Mar-20
PAK	2019	PUNJAB	GUJRANWALA	1	22-Nov-19	22-Nov-19
			KHYBER	3	12-Dec-19	28-Dec-19
		KHYBER PAKHTUNKHWA	MOHMAND	3	12-Dec-19	21-Dec-19
			BAJOUR	1	1-Dec-19	1-Dec-19
			PESHAWAR	1	8-Dec-19	8-Dec-19
			LAKKI MARWAT	1	13-Dec-19	13-Dec-19
			CHARSADA	1	3-Nov-19	3-Nov-19
			KOHISTANUPPER	1	27-Oct-19	27-Oct-19
			KOHISTANLOWER	2	6-Oct-19	11-Oct-19
			TORGHAR	3	4-Sep-19	17-Dec-19
		ISLAMABAD	CDA	1	11-Sep-19	11-Sep-19
		GILGIT BALTISTAN	DIAMER	4	7-Jul-19	28-Aug-19
		SOM	BARI	BOSSASO	1	8-May-19
TOGDHER	BUHODLE		1	21-Apr-19	21-Apr-19	
SOOL	LAS ANOD		1	15-Mar-19	15-Mar-19	
Total 2019				25	15-Mar-19	28-Dec-19

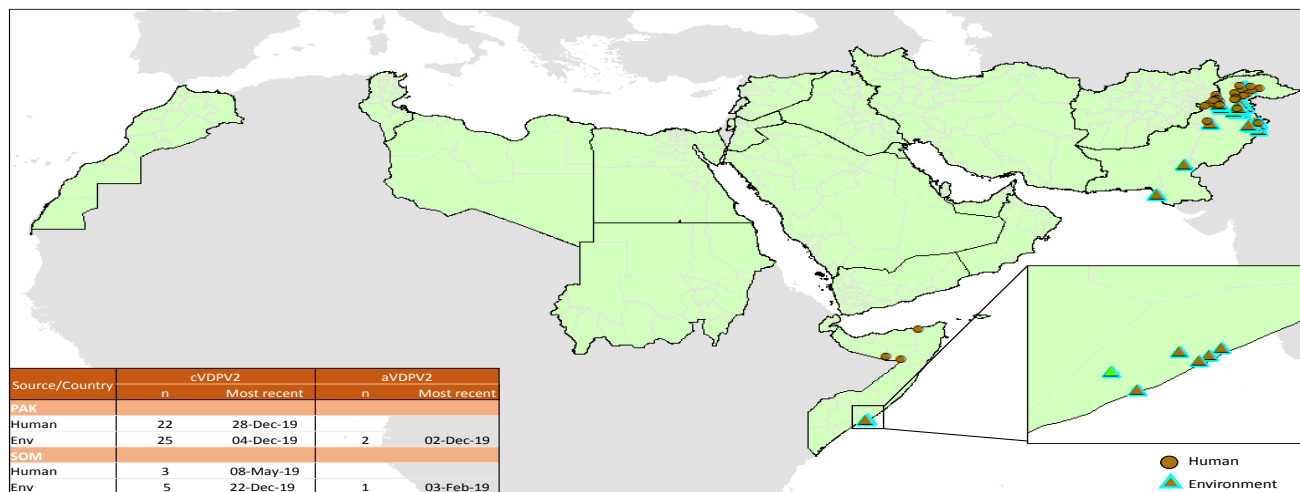
Figure 6: Somalia cVDPV cases by type and district 01/01/2019 - 31/12/2019



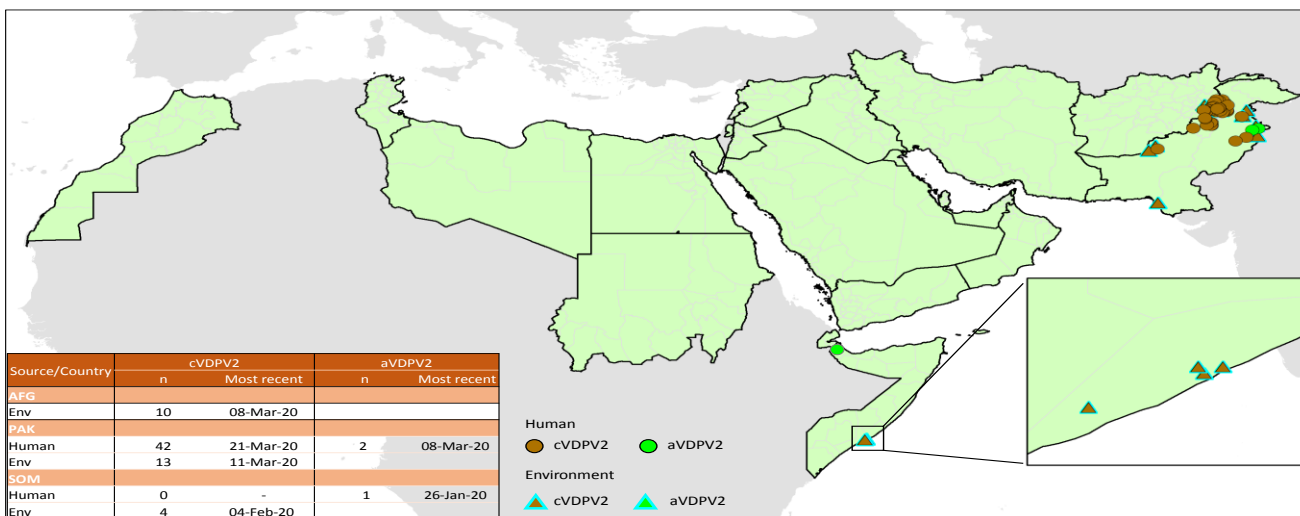
Sabin like type-2 poliovirus isolates (H&E) and vaccine types used during SIAs, EMRO, 2016 to 2020



VDPV2 isolates, EMR countries, 2019



VDPV2 isolates, EMR countries, 2020



1VDPV3, AFP Case reported in Libya