

Highlights of Polio Fax Bulletin No. 1129 for Week 21 2020

I. Salient features

1. Polio eradication teams at the Regional and Country levels are contributing into COVID19 Response, particularly in areas of surveillance (field and laboratory), analytics and communications and coordination.
2. Wild Poliovirus Type-1 (WPV1):
 - Two new cases from Pakistan reported this week, total cases in 2020 in the EMR to date 61 (Afghanistan – 12 and Pakistan – 49).
 - Seven new positive environmental samples, three from Afghanistan and four from Pakistan.
3. Circulating Vaccine Derived Poliovirus Type-2 (cVDPV2):
 - No new cases reported this week, total cases in 2020 in the EMR to date 52 (Afghanistan – 7 and Pakistan – 45)
 - Five new positive environmental samples were reported this week, all from Afghanistan.

II. Wild Poliovirus Transmission

Endemic countries (Pakistan & Afghanistan): Following was reported this week:

- a. *Human samples:* 2 new WPV1 cases reported this week.
Total WPV1 cases in 2020 to date is 61 (12 from Afghanistan and 49 from Pakistan). This compares with 35 cases in 2019 in the same period (11 from Afghanistan and 24 from Pakistan).
 - Afghanistan: no new cases this week.
In 2020, 12 WPV1 cases are reported so far, one each from Hilmand, Zabul, Farah, Nimroz, Laghman, Kunar, Badakhshan, Balkh and Herat provinces and three from Kandahar province. The most recent case has onset of paralysis on 22 March 2020.
 - Pakistan: 2 new wild poliovirus cases reported this week.
Case (1): Reported from Bannu district, Khyber Pakhtunkhwa (KP) province, with date of onset 27 April 2020. The case is a 13-month old male child. The child did not receive any OPV doses neither from routine nor from supplementary immunization activities (SIAs).
Case (2): Reported from DG Khan, Punjab province, with date of onset 4 May 2020. The case is a 36-month old male child. The child received 7 OPV doses from SIAs and none from routine.
In 2020, 49 WPV1 cases are reported so far, 20 cases from KP province, 17 from Sindh, 10 from Balochistan and 2 from Punjab province. The most recent case has onset of paralysis on 4 May 2020.
- b. *Environmental samples:* 7 new WPV1 positive environmental samples reported this week, 3 from Afghanistan and 4 from Pakistan:
 - Afghanistan: In 2020 to date, there are 13 WPV1 positive environmental samples including 1 combined (WPV1 and cVDPV2) with most recent sample collected on 27 April 2020.
 - Pakistan: In 2020 to date, there are 167 WPV1 positive environmental samples including 8 combined (WPV1 and cVDPV2) and 3 combined (WPV1 and aVDPV2) with most recent positive sample collected on 6 May 2020.

III. Vaccine Derived Polioviruses (VDPVs)

1. Afghanistan: No new cVDPV2 cases were reported this week, but five new positive environmental samples were reported.
In 2020 to date, there are 7 cVDPV2 cases; six reported from Nangarhar province and one from Kunar province, with most recent case's onset on 18 April 2020.

Environment: In 2020 to date, 19 circulating VDPV2 (cVDPV2) positive environmental samples including 1 combined (WPV1 and cVDPV2) were reported; 16 from Jalalabad and 3 from Batikot districts, Nangarhar province, with most recent collection on 6 April 2020.

2. Pakistan: No new cVDPV2 isolates from human or environmental samples reported this week. In 2020 to date, there are 45 cVDPV2 cases reported. Cases include 40 from KP province, 4 from Punjab province and 1 from Balochistan province, with most recent case's onset on 10 April 2020. *Environment:* In 2020, there are 13 positive environmental samples for cVDPV2 so far (including 8 combined WPV1 and cVDPV2), the most recent sample collected on 11 March 2020. Also 4 aVDPV2 positive environmental samples including three combined (WPV1 + aVDPV2) were reported, with most recent collection on 10 April 2020.

3. SOMALIA: No new VDPV isolates from human or environmental samples were reported this week.

In 2020 to date: 7 cVDPV2 were isolated from environmental samples most recent collected on 24 March 2020.

IV. Surveillance performance indicators

In 2020, 14 of 22 member states are meeting the global target of both key surveillance indicators, namely non polio AFP rate of 2 per 100,000 children aged below 15 years and percent AFP cases with adequate specimen 80% and above.

- Djibouti and Qatar are missing both indicators since they did not report any AFP case in 2020
- Morocco and Tunisia are also missing both indicators as their non-polio AFP rate is 1.4 and 1.3 and their percentage of AFP cases with adequate stool specimens is 69.4% and 61.5% respectively.
- Jordan, Palestine, Saudi Arabia and Sudan have a non-polio AFP rate of 1.3, 0.9, 1.3 and 1.6 respectively.

World Health Organization – Regional Office for Eastern Mediterranean

AFP SURVEILLANCE

24-May-20

Week 21, ending 23 May 2020

Number 1129

Table 1: Acute Flaccid Paralysis (AFP) cases by week of onset

Country	Reported AFP cases by week of onset - Week (21/20) / Ending on : 23/05/2020														
	Total AFP 2018	Total AFP 2019	Total AFP to date, 2020	W10 08 Mar 20	W11 15 Mar 20	W12 22 Mar 20	W13 29 Mar 20	W14 5 Apr 20	W15 12 Apr 20	W16 19 Apr 20	W17 26 Apr 20	W18 3 May 20	W19 10 May 20	W20 17 May 20	W21 23 May 20
Afghanistan	3378	3768	1242	60	52	68	54	53	43	48	61	60	58	40	4
Bahrain	35	17	9	0	0	0	1	0	0	0	0	1	0	1	0
Djibouti	0	5	0	0	0	0	0	0	0	0	0	0	0	0	0
Egypt	1246	1343	363	23	13	15	17	11	15	10	12	27	14	18	2
Iran	896	1070	236	8	6	3	4	5	4	10	4	6	2	2	0
Iraq	1023	1157	230	6	5	7	7	7	7	9	2	7	7	6	0
Jordan ****	115	113	19	0	0	0	0	0	1	1	0	0			
Kuwait	72	48	12	1	0	1	0	0	0	1	0				
Lebanon ****	89	87	25	1	1	1	0	0	0	1	0	0	0	0	0
Libya	122	107	44	2	0	3	0	1	1	2	1	2	1		
Morocco	212	247	49	6	3	1	1	0	0	1	0	0	1		
Oman	28	30	10	0	1	1	0	0	1	0	1	0	1	0	
Pakistan	12276	15214	4651	242	290	199	114	118	144	138	131	145	142	61	1
Palestine ****	44	62	7	0	0	0	0	1	0	0	0	0	0		
Qatar	10	9	0	0	0	0	0	0	0	0	0	0	0		
Saudi Arabia	242	236	42	5	1	1	2	0	0	0	0	0	0	0	
Somalia	353	361	155	8	7	13	8	12	4	6	1	2	1	1	
Sudan	579	608	121	7	12	7	2	5	0						
Syria ****	362	377	134	5	6	5	1	2	1	7	5	6	6	4	4
Tunisia	68	79	13	0	0	2	2	0	1	0	0	1	0	0	
U.A.E	40	50	11	0	0	0	0	0	0	0	0	0	0	0	
Yemen	730	779	199	12	15	15	10	16	1						
Total EMR	21920	25767	7572	386	412	342	223	231	223	234	218	257	233	133	11

No data = No report received

Table 2: Confirmed polio cases by month of onset

Country	Total year 2018	Total year 2019	23/05		Confirmed polio cases by month of onset											
			2019	2020	June 2019	July 2019	August 2019	September 2019	October 2019	November 2019	December 2019	January 2020	February 2020	March 2020	April 2020	May 2020
Afghanistan	21	29	11	12	1	2	2	3	1	7	1	2	3	7		
Bahrain	0	0	0	0	0	0	0	0	0	0	0	0				
Djibouti	0	0	0	0	0	0	0	0	0	0	0	0	0	0	0	
Egypt	0	0	0	0	0	0	0	0	0	0	0	0	0	0	0	
Iran	0	0	0	0	0	0	0	0	0	0	0	0	0	0	0	
Iraq	0	0	0	0	0	0	0	0	0	0	0	0	0	0	0	
Jordan ****	0	0	0	0	0	0	0	0	0	0	0	0	0	0	0	
Kuwait	0	0	0	0	0	0	0	0	0	0	0	0				
Lebanon ****	0	0	0	0	0	0	0	0	0	0	0	0				
Libya	0	0	0	0	0	0	0	0	0	0	0	0				
Morocco	0	0	0	0	0	0	0	0	0	0	0	0			0	
Oman	0	0	0	0	0	0	0	0	0	0	0	0	0	0	0	
Pakistan	12	147	24	49	16	12	14	5	17	23	32	18	17	7	6	1
Palestine ****	0	0	0	0	0	0	0	0	0	0	0	0	0	0	0	
Qatar	0	0	0	0	0	0	0	0	0	0	0	0	0	0	0	
Saudi Arabia	0	0	0	0	0	0	0	0	0	0	0	0	0	0	0	
Somalia	0	0	0	0	0	0	0	0	0	0	0	0	0			
Sudan	0	0	0	0	0	0	0	0	0	0	0	0	0			
Syria ****	0	0	0	0	0	0	0	0	0	0	0	0	0	0		
Tunisia	0	0	0	0	0	0	0	0	0	0	0	0	0			
U.A.E	0	0	0	0	0	0	0	0	0	0	0	0		0	0	
Yemen	0	0	0	0		0	0	0								
Total EMR	33	176	35	61	17	14	16	8	18	30	33	20	20	14	6	1

**** UNRWA cases are included with those of country of residence

AFP SURVEILLANCE

Week 21, ending 23 May 2020

24-May-20

Number 1129

Table 3: Investigation of AFP cases with paralysis onset in 2019 & 2020 up to Week (21/20) / Ending on : 23/05/2020

COUNTRY	2019												2020												Latest line List Date
	AFP									Specimen	Wild cases ****		AFP									Specimen	Wild cases ****		
	Total AFP cases onset 2019	Case classification					Non polio AFP rate **	AFP cases pending classification > 90 days from onset of paralysis	AFP cases pending classification and lab > 90 days from onset of paralysis		% with *** adequate specimens	Wild P1 Poliovirus	Wild P3 Poliovirus	Total AFP cases onset 2020	Case classification					Annualized Non polio AFP rate **	AFP cases pending classification > 90 days from onset of paralysis		AFP cases pending classification and lab > 90 days from onset of paralysis	% with *** adequate specimens	
		Total Confirmed Polio Cases *	Polio Compatible	Pending Classification	Discarded (non polio AFP)	VDPV				Total Confirmed Polio Cases *					Polio Compatible	Pending Classification	Discarded (non polio AFP)	VDPV							
Afghanistan	3768	29	1	0	3738	0	18.1	0	0	94.1	29	0	1242	12	0	207	1016	7	14.8	13	1	95.2	12	0	21/05/2020
Bahrain	17	0	0	0	17	0	5.9	0	0	100.0	0	0	9	0	0	9	0	0	7.9	3	3	100.0	0	0	24/05/2020
Djibouti	5	0	0	0	5	0	1.4	0	0	80.0	0	0	0	0	0	0	0	0	0.0	0	0		0	0	17/05/2019
Egypt	1343	0	0	0	1343	0	3.6	0	0	93.4	0	0	363	0	0	66	297	0	2.4	0	0	91.2	0	0	23/05/2020
Iran	1070	0	0	0	1069	1	5.2	0	0	97.1	0	0	236	0	0	8	228	0	2.9	0	0	99.6	0	0	23/05/2020
Iraq	1157	0	0	0	1157	0	7.4	0	0	94.3	0	0	230	0	0	31	199	0	3.6	4	0	91.7	0	0	23/05/2020
Jordan	113	0	0	0	113	0	3.9	0	0	100.0	0	0	19	0	0	2	17	0	1.3	0	0	100.0	0	0	07/05/2020
Kuwait	48	0	0	0	48	0	5.4	0	0	89.6	0	0	12	0	0	5	7	0	3.1	1	0	83.3	0	0	26/04/2020
Lebanon	87	0	0	0	87	0	4.7	0	0	89.7	0	0	25	0	0	8	17	0	3.4	1	1	96.0	0	0	24/05/2020
Libya	107	0	0	0	107	0	4.3	0	0	98.1	0	0	44	0	0	16	27	1	4.4	2	2	100.0	0	0	16/05/2020
Morocco	247	0	0	0	247	0	2.8	0	0	84.2	0	0	49	0	0	30	19	0	1.4	15	6	69.4	0	0	15/05/2020
Oman	30	0	0	0	30	0	2.7	0	0	80.0	0	0	10	0	0	1	9	0	2.2	0	0	90.0	0	0	18/05/2020
Pakistan	15214	147	5	141	14898	23	19.3	141	0	86.6	147	0	4651	49	0	562	3993	47	15.0	180	0	88.6	49	0	25/05/2020
Palestine	62	0	0	0	62	0	3.3	0	0	98.4	0	0	7	0	0	2	5	0	0.9	1	0	100.0	0	0	10/05/2020
Qatar	9	0	0	0	9	0	2.2	0	0	88.9	0	0	0	0	0	0	0	0	0.0	0	0		0	0	10/05/2020
Saudi Arabia	236	0	0	0	236	0	2.8	0	0	93.2	0	0	42	0	0	13	29	0	1.3	8	0	92.9	0	0	17/05/2020
Somalia	361	0	0	0	358	3	5.7	0	0	95.6	0	0	155	0	0	10	144	1	4.9	0	0	96.1	0	0	17/05/2020
Sudan	608	0	0	0	608	0	3.4	0	0	96.4	0	0	121	0	0	12	109	0	1.6	4	0	96.7	0	0	16/04/2020
Syria	377	0	0	0	377	0	4.8	0	0	88.1	0	0	134	0	0	21	113	0	4.3	0	0	93.3	0	0	23/05/2020
Tunisia	79	0	0	0	78	1	2.9	0	0	74.7	0	0	13	0	0	3	10	0	1.3	0	0	61.5	0	0	21/05/2020
U.A.E	50	0	0	0	50	0	4.0	0	0	90.0	0	0	11	0	0	1	10	0	2.2	1	1	100.0	0	0	18/05/2020
Yemen	779	0	0	163	616	0	5.5	163	145	89.0	0	0	199	0	0	160	39	0	3.6	78	68	94.0	0	0	14/04/2020
EMR	25767	176	6	304	25253	28	10.1	304	145	89.4	176	0	7572	61	0	1167	6288	56	7.4	311	82	90.8	61	0	
2018	21920	33	4	11	21857	15	8.7	11	11	89.8	33	0													

* Confirmed polio cases refer to wild isolation from AFP cases or from contacts of negative index AFP cases

** Non-polio AFP per 100,000 children <15 years

*** Adequate here refers to two stool specimens collected at least 24 hours apart, within 14 days of paralysis onset and specimens received in the lab in Good Condition

**** AFP cases co infected with P1 and P3 are counted separately as wild isolates

World Health Organization – Regional Office for Eastern Mediterranean
AFP SURVEILLANCE
Week 21, ending 23 May 2020

24-May-20
Number 1129

COUNTRY	2019						2020					
	# OF CONTACTS	LAB RESULTS					# OF CONTACTS	LAB RESULTS				
		WILD	VDPV	SL	NPEV	PENDING		WILD	VDPV	SL	NPEV	PENDING
AFG	1138	8	0	48	202	0	278	5	1	18	28	0
BAH	0	0	0	0	0	0	0	0	0	0	0	0
DJI	1	0	0	0	0	0	0	0	0	0	0	0
EGY	498	0	0	8	57	0	95	0	0	7	4	5
IRN	216	0	0	4	7	0	5	0	0	0	0	0
IRQ	603	0	0	12	39	6	119	0	0	0	7	15
JOR	0	0	0	0	0	0	0	0	0	0	0	0
KUW	0	0	0	0	0	0	0	0	0	0	0	0
LEB	24	0	0	0	3	0	0	0	0	0	0	0
LIB	6	0	0	0	3	0	0	0	0	0	0	0
MOR	85	0	0	3	1	30	2	0	0	0	0	0
OMA	78	0	0	2	28	0	35	0	0	2	6	0
PAK	5497	26	9	248	959	0	1957	12	6	229	214	56
PAL	0	0	0	0	0	0	0	0	0	0	0	0
QAT	0	0	0	0	0	0	0	0	0	0	0	0
SAA	44	0	0	1	0	0	2	0	0	0	0	2
SOM	1080	0	1	45	141	5	467	0	0	12	61	39
SUD	402	0	0	1	31	90	32	0	0	0	2	7
SYR	813	0	0	23	36	0	210	0	0	11	3	3
TUN	27	0	0	0	2	0	1	0	0	0	0	1
UAE	0	0	0	0	0	0	0	0	0	0	0	0
YEM	423	0	0	0	0	220	61	0	0	0	0	61
EMR	10935	34	10	395	1509	351	3264	17	7	279	325	189

Table 4 (B): Most recent wild contacts in EMRO, 2019-2020

Year	Country	Data	
		Count of wild contacts	Date of Most Recent stool collection
2020	Afghanistan	5	12/Apr/20
	Pakistan	12	13/Mar/20
2020 Total		17	12/Apr/20
2019	Afghanistan	8	17/Aug/19
	Pakistan	26	26/Dec/19
2019 Total		34	26/Dec/19

Table 4 (C): Number of distribution by district of -ve index AFP cases identified as wild positive by contact in EMR, 2019-2020

YEAR	COUNTRY	PROVINCE	DISTRICT	COUNT	First case	Last case	
2020	AFG	HILMAND	WASHER	1	4-Jan-20	4-Jan-20	
			KHASHROD	1	28-Feb-20	28-Feb-20	
	PAK	PUNJAB	DG KHAN	1	18-Jan-20	18-Jan-20	
			KARAK	1	20-Jan-20	20-Jan-20	
			JACOBABAD	1	07-Feb-20	07-Feb-20	
2020 Total				5	04-Jan-20	28-Feb-20	
2019	AFG	URUZGAN	TIRINKOT	1	2-Aug-19	2-Aug-19	
			MUSAQALAH	1	05-Jun-19	05-Jun-19	
			SANGIN	1	06-Mar-19	06-Mar-19	
	PAK	PUNJAB	DG KHAN	2	2-Dec-19	10-Dec-19	
			KHIORANGI	1	28-Aug-19	28-Aug-19	
		SINDH	SUJAWAL	1	25-Sep-19	25-Sep-19	
			JAMSHORO	1	09-Oct-19	09-Oct-19	
			T. ALLAHYAR	1	10-Nov-19	10-Nov-19	
			KAMBAR	1	02-Nov-19	02-Nov-19	
			MIRPURKHAS	2	01-Dec-19	18-Dec-19	
			LARKANA	1	24-Dec-19	24-Dec-19	
			JACOBABAD	1	19-Dec-19	19-Dec-19	
			BALOCHSITAN	MASTUNG	1	18-Nov-19	18-Nov-19
				KILLABDULLAH	2	2-Jul-19	19-Nov-19
				BANNU	1	13-Nov-19	13-Nov-19
			KHYBER PAKHTUNKHWA (KP)	SWABI	1	17-Nov-19	17-Nov-19
				TANK	1	30-Oct-19	30-Oct-19
				LAKKIMRWAT	3	27-May-19	04-Oct-19
				TORGHAR	1	25-May-19	25-May-19
2019 Total				24	06-Mar-19	24-Dec-19	

AFP SURVEILLANCE

Week 21, ending 23 May 2020

24-May-20

Number 1129

Table 5: Laboratory investigation of AFP cases with paralysis onset in 2020 up to Week (21/2020) / Ending on : (23/05/2020)

Country	Polio laboratories ITD / Nucleotide Sequencing (Nucleotide Sequencing performed by EGY, PAK, TUN, CDC and RIVM laboratories)	AFP cases with specimens	Preliminary virus isolation results of AFP cases						Poliovirus intratypic differentiation results #											Indicators				Latest report Date		
			Referred for ITD		NPEV only	Negative	Pending		Type 1			Type 2			Type 3			Discordant pending sequence	NPEV by PCR	Non-EV	Pending ITD	% specimens positive for NPEV*	% AFP cases with culture results within 14 days		% AFP cases with ITD results within 7 days	% AFP cases with ITD results within 45 days of onset**
			L20B+	L20B+/NPEV			received < / = 14 days	received > 14 days ago	Wild	Sabin	VDPV	Wild	Sabin	VDPV	Wild	Sabin	VDPV									
Afghanistan	RRL Pakistan	1077	106	11	106	853			10	66				6		63			1		6	8%	92%	100%	98%	23/05/2020
Bahrain	NPL Oman / CDC																									17/05/2020
Djibouti	NPL Kenya / CDC																									17/05/2020
Egypt***	RRL Egypt	345	17	2	22	274	21	9	17	8						8		1	3		6%	97%	100%	99%	19/05/2020	
Iran	NPL Iran / CDC	245	3		3	224	15		3							1					1%	100%	100%	100%	16/05/2020	
Iraq	RRL Egypt	231			23	187	14	7													10%	92%		100%	21/05/2020	
Jordan	NPL Jordan / RRL EGYPT	19			3	16															16%	100%		100%	13/05/2020	
Kuwait	RRL Kuwait / RIVM	14				13		1													2%	62%		92%	21/05/2020	
Lebanon	NPL Jordan / RRL EGYPT	19			5	14															26%	100%		100%	13/05/2020	
Libya	RRL Tunisia / RIVM	37	4			33									3	1					0%	100%	100%	95%	19/05/2020	
Morocco	NPL Morocco / RRL Tunisia	48			1	45	2														1%	100%		98%	22/05/2020	
Oman	NPL Oman / CDC	10			2	7	1														18%	100%		100%	17/05/2020	
Pakistan	RRL Pakistan	4585	424	37	421	3445	225	16	46	124			135	44		191		1	1	1	8%	99%	98%	97%	23/05/2020	
Palestine & UNRWA		7				7															0%	29%		100%	10/05/2020	
Qatar	NPL Oman / CDC																									17/05/2020
Saudi Arabia	NPL Saudi Arabia / CDC	52				48	4														0%	100%		100%	21/05/2020	
Somalia	NPL Kenya / CDC	155	4	1	29	112	1	8	2	1						4					21%	8%		98%	17/05/2020	
Sudan	NPL Sudan / RRL Egypt	120	2		13	99		6													13%	100%			10/05/2020	
Syria	NPL Syria / RRL Egypt	128	7			105	10	6													1%	100%			23/05/2020	
Tunisia	RRL Tunisia	12				11	1														0%	100%		91%	19/05/2020	
U.A.E	NPL Oman / CDC	10				10															0%	100%		60%	17/05/2020	
Yemen	NPL Kenya / CDC	104	8		23	73			2							5		1	1		21%	94%	63%	0%	14/04/2020	
Total EMR 2020		7218	575	51	651	5576	294	53	56	205	1		135	50		275	1	2	3	5	7	8%	95%	98%	96%	
Total EMR 2019		24733	1050	100	3632	19910		29	152	573	1		46	24		624	1	3	21	6	2	13%	95%	99%	96%	

* Specimens from all sources including non-AFP cases, excluding environmental samples

** This indicator reflects surveillance and laboratory activities

Table 6: Environmental isolate by year and type

COUNTRY	LAB RESULTS	2016	2017	2018	2019	2020
AFG	Wild	2	42	83	56	12
	Wild+cVDPV2					1
	cVDPV2					18
	EV/SL	177	265	248	200	67
	Negative	6	9	5	3	2
AFG Total		185	316	336	259	118
EGY	EV/SL	492	481	508	666	156
	Negative	36	41	32	34	19
	Pending					27
EGY Total		528	522	540	700	202
IRN	Wild				3	
	EV/SL		5	51	65	10
	Negative		1	3	3	
IRN Total			6	54	71	10
JOR	EV/SL	2	29	36	36	3
	Negative		2			1
	Pending					5
JOR Total		2	31	36	36	9
KUW	EV/SL			3	3	
	Pending				8	
KUW Total				3	11	
LEB	EV/SL	2	26	44	44	5
	Negative	2	1	1	3	2
	Pending					4
LEB Total		4	27	45	47	11
PAK	Wild	59	105	139	367	156
	Wild+cVDPV2	2			10	8
	Wild+aVDPV2	1	1		2	3
	cVDPV2	2			25	5
	aVDPV2	3	4		2	1
	EV/SL	456	523	531	421	93
	Negative	6		3	4	2
PAK Total		529	633	673	831	326
SOM	cVDPV2		2	19	5	7
	cVDPV3			11		
	aVDPV2			2	1	
	EV/SL		20	43	28	5
	Negative		14	138	29	18
SOM Total			36	213	63	36
SUD	EV/SL			15	42	13
	Negative				1	2
	Pending				17	5
SUD Total				15	60	20
SYR	EV/SL		4	81	155	59
	Negative			21	30	12
	Pending					8
SYR Total			4	102	185	79
TOTAL		1248	1575	2017	2263	811

Table 7: Environmental Wild/VDPV isolate by site 2019-2020

YEAR	COUNTRY	LAB RESULTS	PROVINCE	Count	First date	Last date	
2019	AFG	Wild	HILMAND	19	6/Jan/19	25/Dec/19	
			KANDAHAR	24	6/Jan/19	25/Dec/19	
			NANGARHAR	13	26/Jan/19	25/Dec/19	
	AFG Total			56	6/Jan/19	25/Dec/19	
	IRN	Wild	S & B	3	22/Apr/19	20/May/19	
	IRN Total			3	22/Apr/19	20/May/19	
	PAK	Wild	BALOCHISTAN	72	1/Jan/19	20/Dec/19	
			GBALTISTAN	1	9/Dec/19	9/Dec/19	
			ISLAMABAD	3	12/Apr/19	21/Aug/19	
			KPAKHTUNKHWA	40	8/Jan/19	28/Dec/19	
			PUNJAB	97	5/Jan/19	17/Dec/19	
			SINDH	154	2/Jan/19	17/Dec/19	
			Wild+cVDPV2	KPAKHTUNKHWA	1	31/Dec/19	31/Dec/19
				PUNJAB	5	6/Aug/19	16/Dec/19
			cVDPV2	SINDH	4	7/Oct/19	18/Dec/19
				GBALTISTAN	5	24/Aug/19	6/Nov/19
			aVDPV2	ISLAMABAD	1	12/Nov/19	12/Nov/19
KPAKHTUNKHWA				8	9/Oct/19	24/Dec/19	
PUNJAB				10	21/Aug/19	17/Dec/19	
SINDH	1	19/Dec/19		19/Dec/19			
PAK Total			404	1/Jan/19	31/Dec/19		
SOM	cVDPV2	BANADIR	5	10/Nov/19	22/Dec/19		
		BANADIR	1	3/Feb/19	3/Feb/19		
SOM Total			6	3/Feb/19	22/Dec/19		
2019 Total			469	1/Jan/19	31/Dec/19		
2020	AFG	Wild	HILMAND	3	1/Jan/20	27/Apr/20	
			HIRAT	1	26/Apr/20	26/Apr/20	
			KANDAHAR	7	28/Jan/20	27/Apr/20	
			NANGARHAR	1	26/Jan/20	26/Jan/20	
			NANGARHAR	1	8/Jan/20	8/Jan/20	
	Wild+cVDPV2	NANGARHAR	1	7/Jan/20	6/Apr/20		
		NANGARHAR	18	7/Jan/20	6/Apr/20		
	AFG Total			31	1/Jan/20	27/Apr/20	
	PAK	Wild	AJK	1	25/Feb/20	25/Feb/20	
			BALOCHISTAN	39	1/Jan/20	2/May/20	
			ISLAMABAD	1	16/Jan/20	16/Jan/20	
			KPAKHTUNKHWA	9	28/Jan/20	3/Apr/20	
			PUNJAB	41	4/Jan/20	6/May/20	
			SINDH	65	3/Jan/20	15/Apr/20	
			Wild+cVDPV2	BALOCHISTAN	2	1/Feb/20	2/Mar/20
				PUNJAB	3	4/Jan/20	10/Feb/20
			cVDPV2	SINDH	3	3/Jan/20	5/Mar/20
KPAKHTUNKHWA				4	10/Jan/20	11/Mar/20	
aVDPV2			PUNJAB	1	16/Jan/20	16/Jan/20	
			KPAKHTUNKHWA	1	10/Apr/20	10/Apr/20	
PAK Total			170	1/Jan/20	6/May/20		
SOM	cVDPV2	BANADIR	7	5/Jan/20	24/Mar/20		
SOM Total			7	5/Jan/20	24/Mar/20		
2020 Total			208	1/Jan/20	6/May/20		

Figure 1: Non Polio AFP Rate and Wild Virus in EMR 01/01/2020 - 23/05/2020

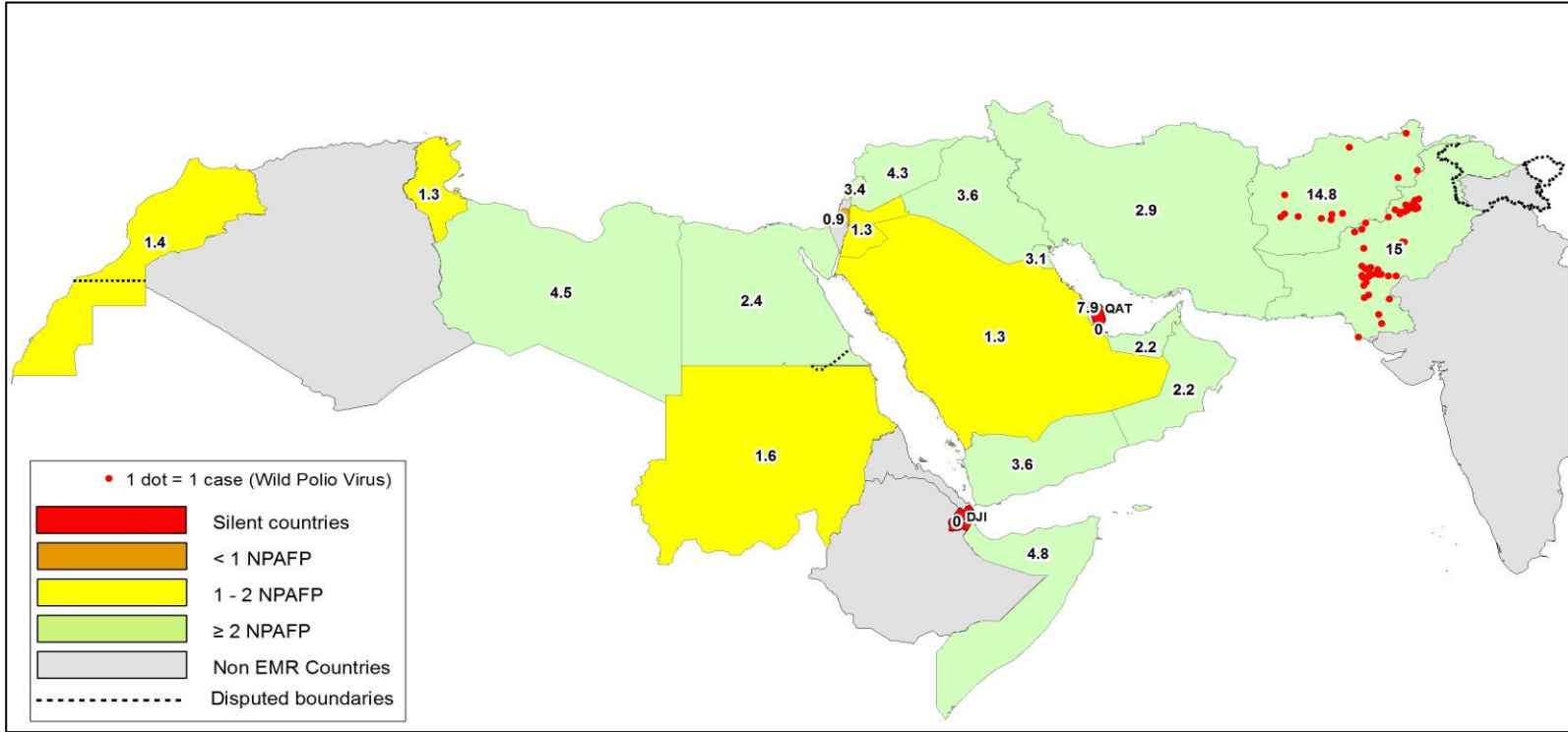


Figure 2: Percent of AFP cases with Adequate Samples & Compatible Cases in EMR 01/01/2020 - 23/05/2020

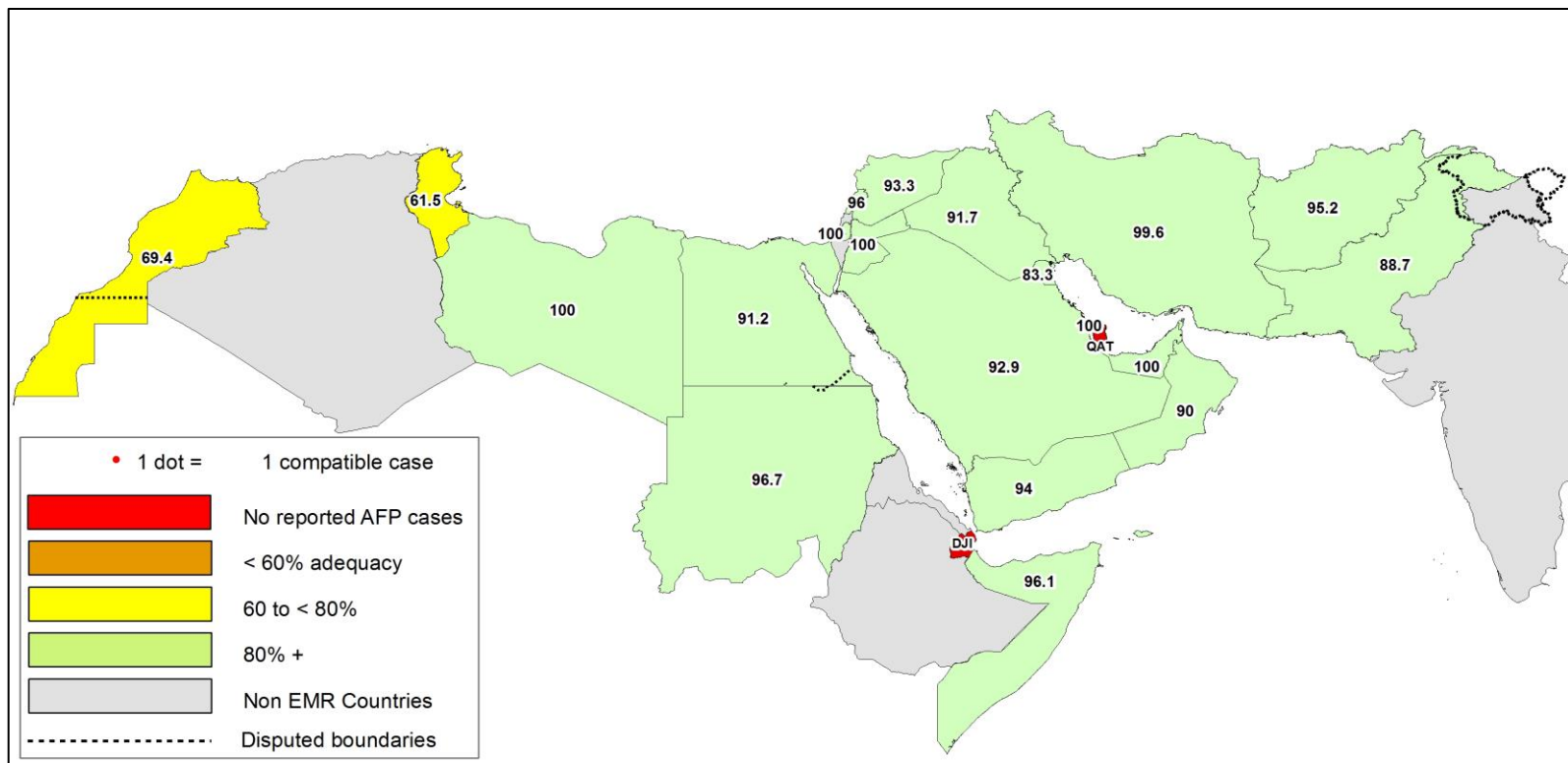


Table 8: Wild polio cases by country and date of onset of paralysis in EMR, 2019 - 2020

Year	COUNTRY	Count	First Case	Last Case
2020	AFG	12	4-Jan-20	22-Mar-20
	PAK	49	1-Jan-20	4-May-20
2020 Total		61	1-Jan-20	4-May-20
2019	AFG	29	4-Jan-19	7-Dec-19
	PAK	147	15-Jan-19	31-Dec-19
2019 Total		176	4-Jan-19	31-Dec-19

Figure 3: Non Polio AFP rate by Province in Afghanistan & by District in Pakistan 01/01/2020 - 23/05/2020

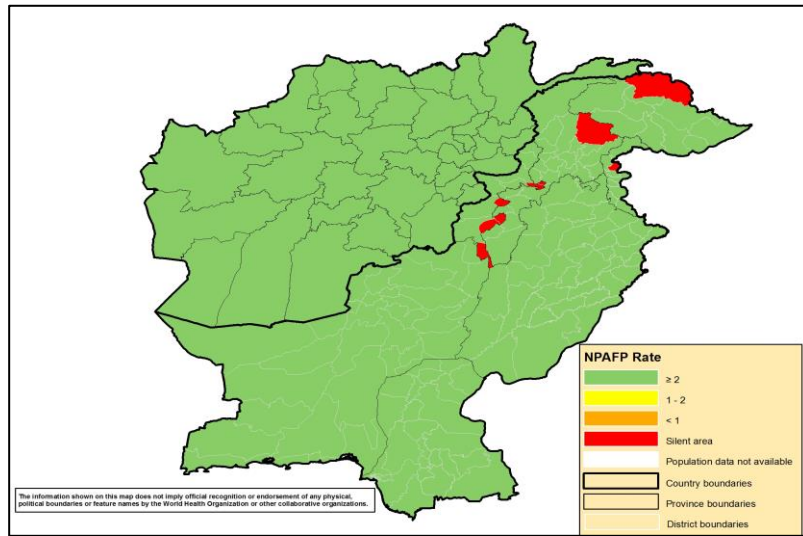


Figure 4: Percent of AFP cases with Adequate Samples in Afghanistan by Province & Pakistan by District 01/01/2020 - 23/05/2020

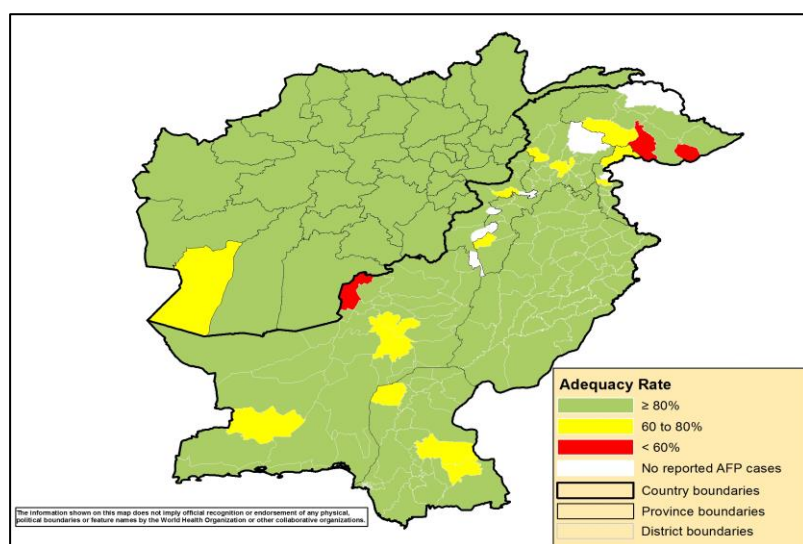
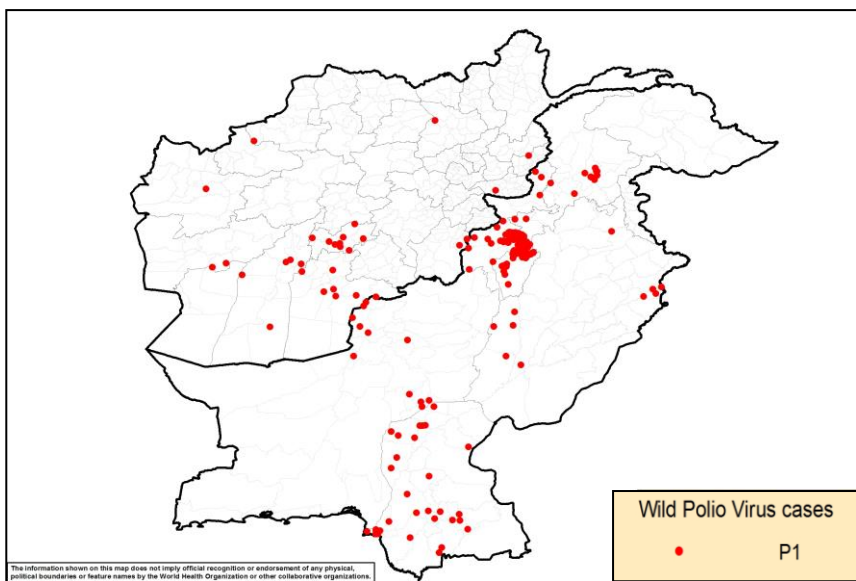
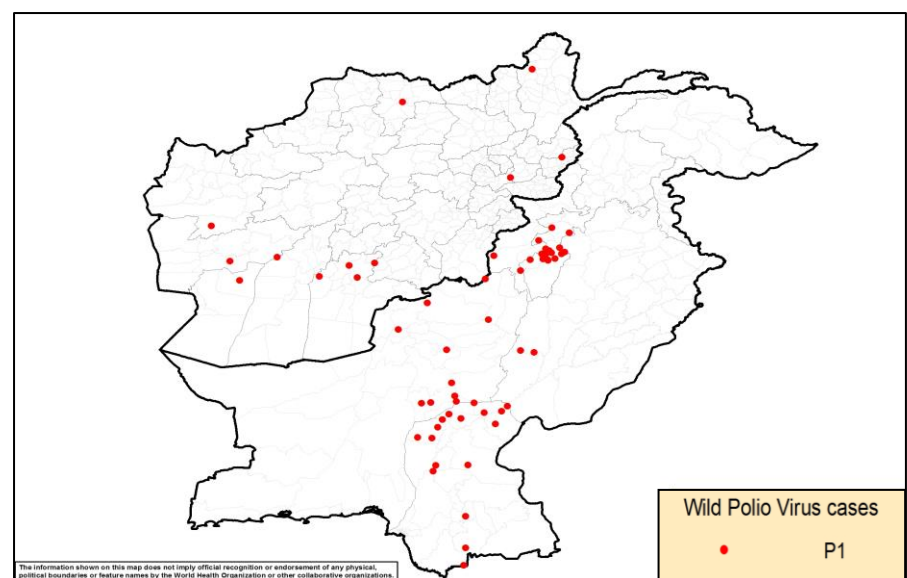


Figure 5: Wild Virus Cases by Type & District in Afghanistan & Pakistan

5(a) 01/01/2019 - 31/12/2019



5(b) 01/01/2020 - 23/05/2020



World Health Organization – Regional Office for Eastern Mediterranean

AFP SURVEILLANCE

Week 21, ending 23 May 2020

24-May-20

Number 1129

Table 9: Wild Polio cases by district and date of onset of paralysis, Afghanistan 2019-2020

ONSETYR	PROVINCE	DISTRICT	Count	First case	Last case	
2020	KANDAHAR	SHAHWALIKOT	2	4-Mar-20	22-Mar-20	
		GHORAK	1	19-Mar-20	19-Mar-20	
		SHINDAND	1	21-Mar-20	21-Mar-20	
		DEHDADI	1	15-Mar-20	15-Mar-20	
		YAWAN	1	10-Mar-20	10-Mar-20	
		SHIGAL WA SHEL TAN	1	5-Mar-20	5-Mar-20	
		KHASHROD	1	28-Feb-20	28-Feb-20	
		MEHTARLAM	1	10-Feb-20	10-Feb-20	
		BAKWA	1	4-Feb-20	4-Feb-20	
		MIZAN	1	21-Jan-20	21-Jan-20	
HILMAND	WASHER	1	4-Jan-20	4-Jan-20		
2020 Total			12	4-Jan-20	22-Mar-20	
2019	KANDAHAR	SHAHWALIKOT	1	7-Dec-19	7-Dec-19	
		SPINBOLDAK	2	4-Jan-19	22-Nov-19	
		KANDAHAR	2	17-Aug-19	10-Nov-19	
		GHORAK	1	12-Jan-19	12-Jan-19	
		BAKWA	2	14-Nov-19	25-Nov-19	
		PASHTUNZARGHUN	1	19-Nov-19	19-Nov-19	
		PUL-E- KHUMRI	1	14-Nov-19	14-Nov-19	
		KHASURUZGAN	1	2-Nov-19	2-Nov-19	
		TIRINKOT	4	19-May-19	2-Aug-19	
		CHORA	3	20-Mar-19	23-Jul-19	
		SHAHID-E-HASSAS	1	25-Feb-19	25-Feb-19	
		BALAMURGHAB	1	17-Oct-19	17-Oct-19	
		BERMEL	2	15-Sep-19	28-Sep-19	
	BADGHIS	KHOGYANI	1	18-Sep-19	18-Sep-19	
		GARMSYAN	1	26-May-19	26-May-19	
	PAKTIKA	MUSAQALAH	1	5-May-19	5-May-19	
		NAWZAD	1	3-Apr-19	3-Apr-19	
	NANGARHAR	WASHER	1	23-Mar-19	23-Mar-19	
		SANGIN	1	6-Mar-19	6-Mar-19	
	HILMAND	WATAPUR	1	8-May-19	8-May-19	
		KUNAR	1	8-May-19	8-May-19	
	2019 Total			29	4-Jan-19	7-Dec-19

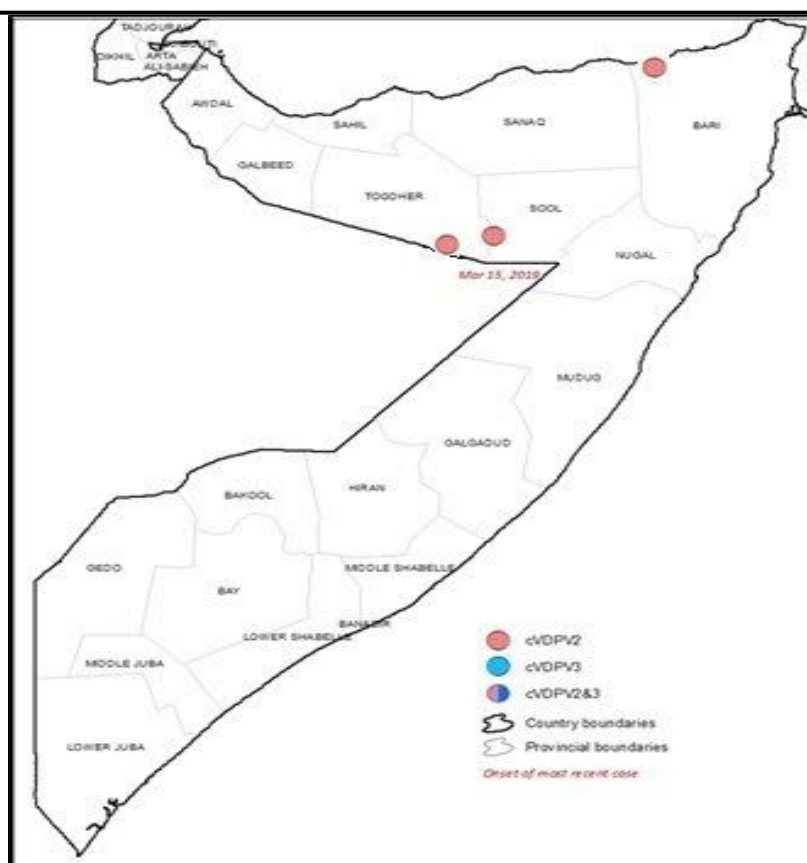
Table 10: Wild Polio cases by district and date of onset of paralysis, Pakistan 2019-2020

ONSETYR	PROVINCE	DISTRICT	Count	First case	Last case	
2020	KHYBER PAKHTUNKHWA	BANNU	1	27-Apr-20	27-Apr-20	
		TANK	4	11-Jan-20	15-Mar-20	
		KARAK	2	20-Jan-20	13-Mar-20	
		LAKKIMRWT	12	2-Jan-20	9-Mar-20	
		WAZIR-S	1	21-Feb-20	21-Feb-20	
		BALOCHISTAN	JHALMAGSI	1	19-Apr-20	19-Apr-20
			ZHOB	2	22-Feb-20	13-Apr-20
			NSIRABAD	2	3-Jan-20	13-Apr-20
			PISHIN	2	31-Jan-20	31-Mar-20
			SOHBATPUR	1	12-Feb-20	12-Feb-20
			JAFARABAD	1	12-Feb-20	12-Feb-20
			SIBI	1	7-Feb-20	7-Feb-20
			DGKHAN	2	18-Jan-20	4-May-20
		PUNJAB	KAMBAR	3	8-Jan-20	11-Apr-20
			GHOTKI	2	2-Mar-20	3-Apr-20
		SINDH	KHAIRPUR	1	27-Mar-20	27-Mar-20
			JACOBABAD	3	7-Feb-20	16-Mar-20
			NFEROZ	2	8-Feb-20	22-Feb-20
			SHIKARPUR	1	11-Feb-20	11-Feb-20
			KASHMORE	2	16-Jan-20	3-Feb-20
			T.ALLAHYAR	1	7-Jan-20	7-Jan-20
			SUJAWAL	1	7-Jan-20	7-Jan-20
			BADIN	1	1-Jan-20	1-Jan-20
2020 Total				49	1-Jan-20	4-May-20
2019	KHYBER PAKHTUNKHWA		LAKKIMRWT	32	27-May-19	31-Dec-19
		DIKHAN	4	5-May-19	21-Dec-19	
		MOHMAND	1	20-Dec-19	20-Dec-19	
		TANK	6	11-Oct-19	18-Dec-19	
		BANNU	26	15-Jan-19	30-Nov-19	
		SWABI	1	17-Nov-19	17-Nov-19	
		WAZIR-N	9	4-Apr-19	10-Oct-19	
		TORGHAR	7	25-May-19	13-Sep-19	
		WAZIR-S	1	20-Aug-19	20-Aug-19	
		HANGU	2	20-Jan-19	28-Jul-19	
		CHARSADA	1	21-Jul-19	21-Jul-19	
		SHANGLA	1	18-May-19	18-May-19	
		KHYBER	1	14-Feb-19	14-Feb-19	
		BAJOUR	1	18-Jan-19	18-Jan-19	
		BALOCHISTAN	KABDULAH	5	9-Jun-19	31-Dec-19
			JAFARABAD	3	28-May-19	18-Dec-19
			NSIRABAD	1	5-Dec-19	5-Dec-19
			MASTUNG	1	18-Nov-19	18-Nov-19
			HARNAI	1	27-Sep-19	27-Sep-19
		PUNJAB	QUETTA	1	6-Jul-19	6-Jul-19
			LAHORE	5	20-Jan-19	28-Dec-19
			DGKHAN	4	2-Dec-19	25-Dec-19
			OKARA	1	8-Dec-19	8-Dec-19
	MUZFARGARH		1	26-Nov-19	26-Nov-19	
	SINDH	JHELUM	1	21-Jun-19	21-Jun-19	
		THATTA	1	26-Dec-19	26-Dec-19	
		DADU	2	6-Dec-19	26-Dec-19	
		LARKANA	3	17-Apr-19	24-Dec-19	
		JAMSHORO	3	23-Aug-19	22-Dec-19	
		JACOBABAD	1	19-Dec-19	19-Dec-19	
		MIRPURKHAS	4	17-Nov-19	18-Dec-19	
		KAMBAR	3	2-Nov-19	14-Dec-19	
		BADIN	1	28-Nov-19	28-Nov-19	
		T.ALLAHYAR	1	10-Nov-19	10-Nov-19	
		KHIKAMARI	1	29-Oct-19	29-Oct-19	
		SUKKUR	1	27-Oct-19	27-Oct-19	
		KHIJAMSHEED	1	24-Oct-19	24-Oct-19	
		SBENAZIRABAD	1	19-Oct-19	19-Oct-19	
		SUJAWAL	1	25-Sep-19	25-Sep-19	
	KHYBER PAKHTUNKHWA	KHATORANGI	2	20-Aug-19	26-Aug-19	
		HYDERABAD	2	20-Jul-19	5-Aug-19	
		KHIGIQBAL	1	29-Apr-19	29-Apr-19	
		KHILAYARI	1	25-Feb-19	25-Feb-19	
2019 Total				147	15-Jan-19	31-Dec-19

Table 11: Circulating VDPV cases and date of onset of paralysis in EMR countries by districts 2019-2020

COUNTRY	YEAR	PROVINCE	DISTRICT	Count	First Case	Last Case	
AFG	2020	KUNAR	NURGAL	1	6-Apr-20	6-Apr-20	
			BATIKOT	1	5-Feb-20	5-Feb-20	
		NANGARHAR	SHINWAR	1	27-Mar-20	27-Mar-20	
			Muhmand Dara	1	6-Apr-20	6-Apr-20	
			Kama	1	4-Apr-20	4-Apr-20	
			Dehbala	1	18-Apr-20	18-Apr-20	
Dar-e-Nur		1	16-Apr-20	16-Apr-20			
BALUCHISTAN		QUETTA	1	29-Feb-20	29-Feb-20		
PAK		PUNJAB	RAWALPINDI	1	18-Jan-20	18-Jan-20	
		FAISALABAD	3	5-Feb-20	14-Mar-20		
		KHYBER PAKHTUNKHWA	WAZIR-S	1	21-Mar-20	21-Mar-20	
			PESHAWAR	6	2-Jan-20	10-Apr-20	
	BAJOUR		3	3-Jan-20	30-Jan-20		
	KHYBER		15	12-Jan-20	1-Mar-20		
	NOWSHERA		4	18-Jan-20	1-Mar-20		
	LAKKI MARWAT		5	27-Jan-20	26-Feb-20		
	MARDAN		1	2-Jan-20	2-Jan-20		
	DIR LOWER		3	2-Feb-20	25-Mar-20		
BANNU	2		3-Jan-20	13-Feb-20			
Total 2020				52	2-Jan-20	18-Apr-20	
PAK	2019	PUNJAB	GUJRANWALA	1	22-Nov-19	22-Nov-19	
		KHYBER PAKHTUNKHWA	KHYBER	3	12-Dec-19	28-Dec-19	
			MOHMAND	3	12-Dec-19	21-Dec-19	
			BAJOUR	1	1-Dec-19	1-Dec-19	
			PESHAWAR	1	8-Dec-19	8-Dec-19	
			LAKKI MARWAT	1	13-Dec-19	13-Dec-19	
			CHARSADA	1	3-Nov-19	3-Nov-19	
			KOHISTANUPPER	1	27-Oct-19	27-Oct-19	
			KOHISTANLOWER	2	6-Oct-19	11-Oct-19	
			TORGHAR	3	4-Sep-19	17-Dec-19	
		ISLAMABAD	CDA	1	11-Sep-19	11-Sep-19	
		GILGIT BALTISTAN	DIAMER	4	7-Jul-19	28-Aug-19	
		SOM	BARI	BOSSASO	1	8-May-19	8-May-19
			TOGDHER	BUHODLE	1	21-Apr-19	21-Apr-19
			SOOL	LAS ANOD	1	15-Mar-19	15-Mar-19
Total 2019				25	15-Mar-19	28-Dec-19	

Figure 6: Somalia cVDPV cases by type and district 01/01/2019 - 31/12/2019



World Health Organization – Regional Office for Eastern Mediterranean

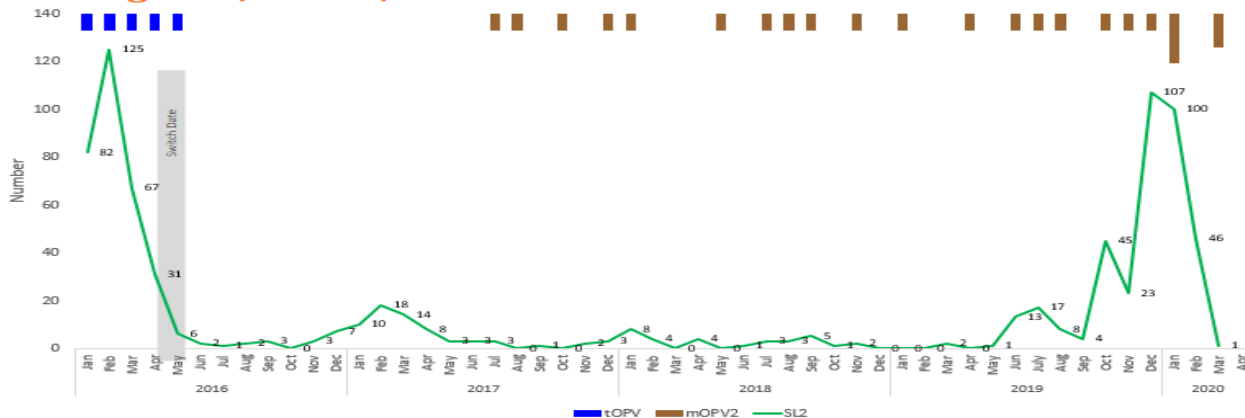
AFP SURVEILLANCE

24-May-20

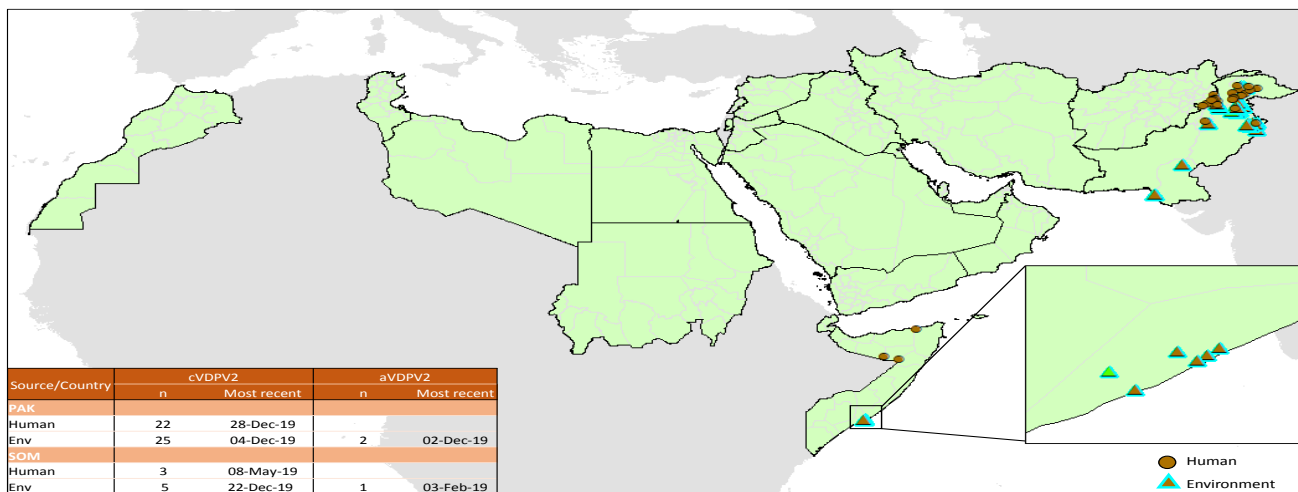
Week 21, ending 23 May 2020

Number 1129

Sabin like type-2 poliovirus isolates (H&E) and vaccine types used during SIAs, EMRO, 2016 to 2020



VDPV2 isolates, EMR countries, 2019



VDPV2 isolates, EMR countries, 2020

