

## **Highlights of Polio Fax Bulletin No. 1139 for Week 31 2020**

### **I. Salient features**

1. Polio eradication teams at the Regional and Country levels are contributing into COVID19 Response, particularly in areas of surveillance (field and laboratory), data analysis, communications and coordination.
2. Wild Poliovirus Type-1 (WPV1):
  - Three new WPV1 cases reported this week from Pakistan, accordingly the total number of WPV1 cases remains in the region to 97 (Afghanistan – 34 and Pakistan – 63).
  - Fourteen new WPV1 positive environmental samples reported this week, two from Afghanistan and twelve from Pakistan.
3. Vaccine Derived Poliovirus (VDPV):
  - Nine new cVDPV2 cases reported this week from Afghanistan.
  - No new VDPV positive environmental samples reported this week.

### **II. Wild Poliovirus Transmission**

**Endemic countries (Pakistan & Afghanistan):** Following was reported this week:

- a. *Human samples:* Three new wild poliovirus cases reported this week. Total WPV1 cases in 2020 to date is 97 (34 from Afghanistan and 63 from Pakistan). This compares with 74 cases in 2019 in the same period (16 from Afghanistan and 58 from Pakistan).
  - Afghanistan: No new cases from Afghanistan this week. In 2020, 34 WPV1 cases are reported so far - 11 cases from Hilmand province; seven from Kandahar province, four from Farah province; three from Uruzgan province; 2 from Herat province; and one each from Zabul, Nimroz, Laghman, Kunar, Badakhshan, Balkh, and Badghis provinces. The most recent case has onset of paralysis on 29 June 2020.
  - Pakistan: three new WPV1 cases reported this week and details are as follows:
    - Case (1): Reported from DG Khan district, Punjab province, with date of onset 5 July 2020. The case is a 6-month old male child. The child reportedly received 2 OPV doses from routine and 2 doses from supplementary immunization activities (SIAs). The index case was identified as wild by a positive contact.
    - Case (2): Reported from Ghotki district, Sindh province, with date of onset 9 July 2020. The case is a 42-month old female child. The child reportedly received 3 OPV doses from routine and 7+ doses from SIAs.
    - Case (3): Reported from Peshawar district, Khyber Pakhtunkhwa (KP) province, with date of onset 13 July 2020. The case is a 56-month old male child. The child reportedly received 3 OPV doses from routine and 7+ doses from SIAs.
 In 2020, 63 WPV1 cases are reported so far, 22 cases from Khyber Pakhtunkhwa (KP) province, 21 from Sindh, 15 from Balochistan and 5 from Punjab province. The most recent case has onset of paralysis on 13 July 2020.
- b. *Environmental samples:* 14 new WPV1 positive environmental samples reported this week, two from Afghanistan and twelve from Pakistan.
  - Afghanistan: In 2020 to date, there are 24 WPV1 positive environmental samples including one combined (WPV1 and cVDPV2) with most recent sample collected on 9 July 2020.
  - Pakistan: In 2020 to date, there are 269 WPV1 positive environmental samples including 23 combined (WPV1 and cVDPV2) and 3 combined (WPV1 and aVDPV2) with most recent positive sample collected on 21 July 2020.

### III. Vaccine Derived Polioviruses (VDPVs)

1. Afghanistan: Nine new cVDPV2 cases reported this week and no new VDPV positive environmental samples reported.

*Human samples*: The nine new cVDPV2 cases include two each from Achin and Behsud districts and one each from Durbaba and Rodat districts, Nangarhar province; and three from Alingar district, Laghman province. The dates of onset of the cases vary between 26 May to 18 June 2020.

In 2020 to date, there are 38 cVDPV2 cases; 30 reported from Nangarhar province, five from Laghman province, two from Kunar province and one from Badakhshan, with most recent case's onset on 18 June 2020.

*Environment*: In 2020 to date, 36 cVDPV2 positive environmental samples including 1 combined (WPV1 and cVDPV2) were reported: 27 from Jalalabad, six from Batikot, one from Behsud districts, Nangarhar province, one from Kabul district, Kabul province and one from Asadabad district, Kandahar province; with most recent collection on 8 June 2020. Also, there is one aVDPV2 isolate detected in the environment from Lashkargah district, Hilmand province, with stool collection on 27 May 2020.

2. Pakistan: No new VDPV isolates from human or environmental samples reported this week.

*Human samples*: In 2020 to date, there are 52 cVDPV2 cases reported. Cases include 42 from KP province, 6 from Punjab province, 3 from Sindh province and 1 from Balochistan province, with most recent case's onset on 11 June 2020.

*Environment*: In 2020, there are 32 positive environmental samples for cVDPV2 so far (including 23 combined WPV1 and cVDPV2), the most recent sample collected on 10 June 2020. Also, there are four aVDPV2 isolates detected in the environment samples, which include three combined (WPV1 + aVDPV2). The most recent aVDPV2 positive environmental sample was collected on 10 April 2020.

3. SOMALIA: No new VDPV isolates from human or environmental samples reported this week.

In 2020 to date: No cVDPV2 cases. There are 13 cVDPV2 positive environmental samples reported, the most recent collected on 19 May 2020.

### IV. Surveillance performance indicators

In 2020, 13 out of 22 member states are meeting the global target of both key surveillance indicators, namely non polio AFP rate of 2 per 100,000 children aged below 15 years and percent AFP cases with adequate specimen 80% and above. This compares with 19 countries meeting the both indicators in the same period in 2019. There is a decline in reporting of AFP cases due to COVID-19 Pandemic.

- Djibouti is missing both indicators and has not reported any AFP case in 2020 to date.
- Morocco and Tunisia are, also, missing both indicators as their non-polio AFP rate is 1.4 for both countries and their percentage of AFP cases with adequate stool specimens is 66.7% and 61.9%, respectively.
- Jordan, Oman, Palestine, Qatar and Saudi Arabia have a non-polio AFP rate of 1.0, 1.6, 0.7, 0.4, and 1.3 respectively.
- Kuwait percentage of AFP cases with adequate stool specimens is 77.8%.

## World Health Organization – Regional Office for Eastern Mediterranean

## AFP SURVEILLANCE

4-Aug-20

Week 31, ending 2 August 2020

Number 1139

Table 1: Acute Flaccid Paralysis (AFP) cases by week of onset

Country	Reported AFP cases by week of onset - Week (31/20) / Ending on : 02/08/2020														
	Total AFP 2018	Total AFP 2019	Total AFP to date, 2020	W20 17 May 20	W21 23 May 20	W22 31 May 20	W23 7 Jun 20	W24 14 Jun 20	W25 21 Jun 20	W26 28 Jun 20	W27 5 Jul 20	W28 12 Jul 20	W29 19 Jul 20	W30 26 Jul 20	W31 02 Aug 20
Afghanistan	3378	3768	1972	57	34	53	70	82	79	93	87	86	86	32	
Bahrain	35	17	10	1	1	0	0	0	0	0	0	0	0	0	0
Djibouti	0	5	0	0	0	0	0	0	0	0	0	0	0	0	0
Egypt	1246	1343	505	18	1	7	22	18	20	20	11	12	16	14	1
Iran	896	1070	337	14	16	8	10	7	7	9	7	5	7	4	
Iraq	1023	1157	270	8	2	6	4	6	8	2	2	4	3		
Jordan ****	115	113	22	0	0	0	2	0	1	0	0	0	0	0	
Kuwait	72	48	18	0	1	0	0	1	1	2	0	0	0		
Lebanon ****	89	87	28	0	1	0	2	0	0	0	0	0	0		
Libya	122	107	57	1	1	2	1	1	1	0	3	3	0	0	
Morocco	212	247	72	0	1	2	3	2	0	3	1	2	0		
Oman	28	30	11	1	0	0	0	1	0	0	0	0	0	0	
Pakistan	12276	15216	6174	173	126	162	178	146	140	127	137	149	114	31	1
Palestine ****	44	62	8	0	0	0	0	0	0	0	1	0	0		
Qatar	10	9	1	0	0	0	0	0	1	0	0	0	0		
Saudi Arabia	242	236	64	0	0	2	4	2	0	2	0	0	3	0	
Somalia	353	361	222	6	6	5	7	7	10	4	5	6	4	3	0
Sudan	579	608	227	5	2	2	4	12	9	8	7	11	8	0	
Syria ****	362	377	220	6	7	5	10	22	4	11	11	8	3	3	2
Tunisia	68	79	21	1	2	0	0	2	0	2	0	0	0	0	
U.A.E	40	50	15	0	0	1	1	0	0	1	0	1	0	0	
Yemen	730	779	365	5	7	10	9	8	8	15	17	12	16	4	
<b>Total EMR</b>	<b>21920</b>	<b>25769</b>	<b>10619</b>	<b>296</b>	<b>208</b>	<b>265</b>	<b>327</b>	<b>317</b>	<b>289</b>	<b>299</b>	<b>289</b>	<b>299</b>	<b>260</b>	<b>91</b>	<b>4</b>

No data = No report received

Table 2: Confirmed polio cases by month of onset

Country	Total year 2018	Total year 2019	26/07		Confirmed polio cases by month of onset											
			2019	2020	September 2019	October 2019	November 2019	December 2019	January 2020	February 2020	March 2020	April 2020	May 2020	June 2020	July 2020	August 2020
Afghanistan	21	29	16	34	3	1	7	1	2	3	7		12	10		
Bahrain	0	0	0	0	0	0	0	0	0	0	0	0	0	0	0	0
Djibouti	0	0	0	0	0	0	0	0	0	0	0	0	0	0	0	0
Egypt	0	0	0	0	0	0	0	0	0	0	0	0	0	0	0	0
Iran	0	0	0	0	0	0	0	0	0	0	0	0	0	0	0	0
Iraq	0	0	0	0	0	0	0	0	0	0	0	0	0	0	0	0
Jordan ****	0	0	0	0	0	0	0	0	0	0	0	0	0	0	0	0
Kuwait	0	0	0	0	0	0	0	0	0	0	0	0	0	0	0	0
Lebanon ****	0	0	0	0	0	0	0	0	0	0	0	0	0	0	0	0
Libya	0	0	0	0	0	0	0	0	0	0	0	0	0	0	0	0
Morocco	0	0	0	0	0	0	0	0	0	0	0	0	0	0	0	0
Oman	0	0	0	0	0	0	0	0	0	0	0	0	0	0	0	0
Pakistan	12	147	58	63	5	17	23	32	18	17	7	6	6	6	3	
Palestine ****	0	0	0	0	0	0	0	0	0	0	0	0	0	0	0	0
Qatar	0	0	0	0	0	0	0	0	0	0	0	0	0	0	0	0
Saudi Arabia	0	0	0	0	0	0	0	0	0	0	0	0	0	0	0	0
Somalia	0	0	0	0	0	0	0	0	0	0	0	0	0	0	0	0
Sudan	0	0	0	0	0	0	0	0	0	0	0	0	0	0	0	0
Syria ****	0	0	0	0	0	0	0	0	0	0	0	0	0	0	0	0
Tunisia	0	0	0	0	0	0	0	0	0	0	0	0	0	0	0	0
U.A.E	0	0	0	0	0	0	0	0	0	0	0	0	0	0	0	0
Yemen	0	0	0	0	0	0	0	0	0	0	0	0	0	0	0	0
<b>Total EMR</b>	<b>33</b>	<b>176</b>	<b>74</b>	<b>97</b>	<b>8</b>	<b>18</b>	<b>30</b>	<b>33</b>	<b>20</b>	<b>20</b>	<b>14</b>	<b>6</b>	<b>18</b>	<b>16</b>	<b>3</b>	<b>0</b>

\*\*\*\* UNRWA cases are included with those of country of residence

## AFP SURVEILLANCE

Week 31, ending 2 August 2020

4-Aug-20

Number 1139

Table 3: Investigation of AFP cases with paralysis onset in 2019 &amp; 2020 up to Week (31/20) / Ending on : 02/08/2020

COUNTRY	2019												2020												Latest line List Date
	AFP									Specimen	Wild cases ****		AFP									Specimen	Wild cases ****		
	Total AFP cases onset 2019	Case classification					Non polio AFP rate **	AFP cases pending classification > 90 days from onset of paralysis	AFP cases pending classification and lab > 90 days from onset of paralysis		% with *** adequate specimens	Wild P1 Poliovirus	Wild P3 Poliovirus	Total AFP cases onset 2020	Case classification					Annualized Non polio AFP rate **	AFP cases pending classification > 90 days from onset of paralysis		AFP cases pending classification and lab > 90 days from onset of paralysis	% with *** adequate specimens	
		Total Confirmed Polio Cases *	Polio Compatible	Pending Classification	Discarded (non polio AFP)	VDPV				Total Confirmed Polio Cases *					Polio Compatible	Pending Classification	Discarded (non polio AFP)	VDPV							
Afghanistan	3768	29	1	0	3738	0	18.1	0	0	94.1	29	0	1972	34	0	291	1609	38	15.6	30	2	94.7	34	0	29/07/2020
Bahrain	17	0	0	0	17	0	5.9	0	0	100.0	0	0	10	0	0	4	6	0	5.9	2	2	90.0	0	0	02/08/2020
Djibouti	5	0	0	0	5	0	1.4	0	0	80.0	0	0	0	0	0	0	0	0	0.0	0	0		0	0	26/07/2019
Egypt	1343	0	0	0	1343	0	3.6	0	0	93.4	0	0	505	0	0	54	451	0	2.2	0	0	92.1	0	0	29/07/2020
Iran	1070	0	0	0	1069	1	5.2	0	0	97.1	0	0	337	0	0	12	325	0	2.8	0	0	99.4	0	0	01/08/2020
Iraq	1157	0	0	0	1157	0	7.4	0	0	94.3	0	0	270	0	0	14	256	0	2.8	1	0	91.9	0	0	24/07/2020
Jordan	113	0	0	0	113	0	3.9	0	0	100.0	0	0	22	0	0	0	22	0	1.0	0	0	100.0	0	0	29/07/2020
Kuwait	48	0	0	0	48	0	5.4	0	0	89.6	0	0	18	0	0	3	15	0	3.4	0	0	77.8	0	0	19/07/2020
Lebanon	87	0	0	0	87	0	4.7	0	0	89.7	0	0	28	0	0	11	17	0	2.6	8	7	96.4	0	0	22/07/2020
Libya	107	0	0	0	107	0	4.3	0	0	98.1	0	0	57	0	0	11	45	1	3.9	0	0	100.0	0	0	01/08/2020
Morocco	247	0	0	0	247	0	2.8	0	0	84.2	0	0	72	0	0	36	36	0	1.4	21	7	66.7	0	0	24/07/2020
Oman	30	0	0	0	30	0	2.7	0	0	80.0	0	0	11	0	0	0	11	0	1.6	0	0	100.0	0	0	26/07/2020
Pakistan	15216	147	6	0	15040	23	19.3	0	0	86.6	147	0	6174	63	6	492	5559	54	13.3	143	0	88.6	63	0	02/08/2020
Palestine	62	0	0	0	62	0	3.3	0	0	98.4	0	0	8	0	0	2	6	0	0.7	1	0	100.0	0	0	20/07/2020
Qatar	9	0	0	0	9	0	2.2	0	0	88.9	0	0	1	0	0	1	0	0	0.4	0	0	100.0	0	0	25/07/2020
Saudi Arabia	236	0	0	0	236	0	2.8	0	0	93.2	0	0	64	0	0	17	47	0	1.3	4	0	93.8	0	0	26/07/2020
Somalia	361	0	0	0	358	3	5.7	0	0	95.6	0	0	222	0	0	20	201	1	4.7	2	2	96.8	0	0	02/08/2020
Sudan	608	0	0	0	608	0	3.4	0	0	96.4	0	0	227	0	0	118	109	0	2.0	47	39	95.6	0	0	29/07/2020
Syria	377	0	0	0	377	0	4.8	0	0	88.1	0	0	220	0	0	15	205	0	4.7	0	0	92.3	0	0	01/08/2020
Tunisia	79	0	0	0	78	1	2.9	0	0	74.7	0	0	21	0	0	6	15	0	1.4	0	0	61.9	0	0	30/07/2020
U.A.E	50	0	0	0	50	0	4.0	0	0	90.0	0	0	15	0	0	4	11	0	2.0	0	0	100.0	0	0	26/07/2020
Yemen	779	0	0	9	770	0	5.5	9	6	89.0	0	0	365	0	0	255	109	1	4.4	137	129	91.5	0	0	01/08/2020
EMR	25769	176	7	9	25549	28	10.1	9	6	89.5	176	0	10619	97	6	1366	9055	95	6.9	396	188	90.8	97	0	
2018	21920	33	4	0	21868	15	8.7	0	0	89.8	33	0													

\* Confirmed polio cases refer to wild isolation from AFP cases or from contacts of negative index AFP cases

\*\* Non-polio AFP per 100,000 children &lt;15 years

\*\*\* Adequate here refers to two stool specimens collected at least 24 hours apart, within 14 days of paralysis onset and specimens received in the lab in Good Condition

\*\*\*\* AFP cases co infected with P1 and P3 are counted separately as wild isolates

World Health Organization – Regional Office for Eastern Mediterranean  
AFP SURVEILLANCE  
Week 31, ending 02 August 2020

4-Aug-20  
Number 1139

COUNTRY	2019						2020					
	# OF CONTACTS	LAB RESULTS					# OF CONTACTS	LAB RESULTS				
		WILD	VDPV	SL	NPEV	PENDING		WILD	VDPV	SL	NPEV	PENDING
AFG	1138	8	0	48	202	0	492	11	5	19	59	63
BAH	0	0	0	0	0	0	1	0	0	0	0	1
DJI	1	0	0	0	0	0	0	0	0	0	0	0
EGY	498	0	0	8	57	0	122	0	0	7	4	5
IRN	216	0	0	4	7	0	9	0	0	0	0	0
IRQ	603	0	0	12	39	6	131	0	0	0	8	0
JOR	0	0	0	0	0	0	0	0	0	0	0	0
KUW	0	0	0	0	0	0	0	0	0	0	0	0
LEB	24	0	0	0	3	0	0	0	0	0	0	0
LIB	6	0	0	0	3	0	0	0	0	0	0	0
MOR	85	0	0	3	1	30	8	0	0	0	0	6
OMA	78	0	0	2	28	0	35	0	0	2	6	0
PAK	5497	26	9	248	959	0	2521	15	6	231	335	79
PAL	0	0	0	0	0	0	0	0	0	0	0	0
QAT	0	0	0	0	0	0	0	0	0	0	0	0
SAA	44	0	0	1	0	0	9	0	0	1	0	0
SOM	1081	0	1	45	141	5	663	0	0	12	79	66
SUD	402	0	0	1	31	90	40	0	0	0	2	14
SYR	813	0	0	23	36	0	233	0	0	11	9	2
TUN	27	0	0	0	2	0	2	0	0	0	0	1
UAE	0	0	0	0	0	0	0	0	0	0	0	0
YEM	423	0	0	6	68	6	132	0	0	0	5	118
EMR	10936	34	10	401	1577	137	4398	26	11	283	507	355

Table 4 (B): Most recent wild contacts in EMRO, 2019-2020

Year	Country	Data	
		Count of wild contacts	Date of Most Recent stool collection
2020	Afghanistan	11	29/May/20
	Pakistan	15	15/Jul/20
<b>2020 Total</b>		<b>26</b>	<b>15/Jul/20</b>
2019	Afghanistan	8	17/Aug/19
	Pakistan	26	26/Dec/19
<b>2019 Total</b>		<b>34</b>	<b>26/Dec/19</b>

Table 4 (C): Number of distribution by district of -ve index AFP cases identified as wild positive by contact in EMR, 2019-2020

YEAR	COUNTRY	PROVINCE	DISTRICT	COUNT	First case	Last case	
2020	AFG	KANDAHAR	NESH	1	23-May-20	23-May-20	
			WASHER	1	4-Jan-20	4-Jan-20	
			KHASHROD	1	28-Feb-20	28-Feb-20	
			ANARDARA	1	06-May-20	06-May-20	
	PAK	PUNJAB	DG KHAN	2	18-Jan-20	05-Jul-20	
		KHYBER PAKHTUNKHWA (KP)	KARAK	1	20-Jan-20	20-Jan-20	
		SINDH	JACOBABAD	1	07-Feb-20	07-Feb-20	
<b>2020 Total</b>				<b>8</b>	<b>04-Jan-20</b>	<b>05-Jul-20</b>	
2019	AFG	URUZGAN	TIRINKOT	1	2-Aug-19	2-Aug-19	
			HILMAND	1	05-Jun-19	05-Jun-19	
	PAK	PUNJAB	SANGIN	1	06-Mar-19	06-Mar-19	
			DG KHAN	2	2-Dec-19	02-Dec-19	
			KHIORANGI	1	28-Aug-19	28-Aug-19	
			SUJAWAL	1	25-Sep-19	25-Sep-19	
			JAMSHORO	1	09-Oct-19	09-Oct-19	
			T. ALLAHYAR	1	10-Nov-19	10-Nov-19	
			KAMBAR	1	02-Nov-19	02-Nov-19	
			MIRPURKHAS	2	01-Dec-19	18-Dec-19	
			LARKANA	1	24-Dec-19	24-Dec-19	
			JACOBABAD	1	19-Dec-19	19-Dec-19	
			BALOCHSITAN	MASTUNG	1	18-Nov-19	18-Nov-19
				KILLABDULLAH	2	2-Jul-19	19-Nov-19
				BANNU	1	13-Nov-19	13-Nov-19
				SWABI	1	17-Nov-19	17-Nov-19
				TANK	1	30-Oct-19	30-Oct-19
				LAKKIMRWAT	3	27-May-19	04-Oct-19
				TORGHAR	1	25-May-19	25-May-19
<b>2019 Total</b>				<b>24</b>	<b>06-Mar-19</b>	<b>24-Dec-19</b>	

Table 5: Laboratory investigation of AFP cases with paralysis onset in 2020 up to Week (31/2020) / Ending on : (02/08/2020)

Country	Polio laboratories  ITD / Nucleotide Sequencing (Nucleotide Sequencing performed by EGY, PAK, TUN, CDC and RIVM laboratories)	AFP cases with specimens	Preliminary virus isolation results of AFP cases						Poliovirus intratypic differentiation results #											Indicators				Latest report Date		
			Referred for ITD		NPEV only	Negative	Pending		Type 1			Type 2			Type 3		Discordant pending sequence	NPEV by PCR	Non-EV	Pending ITD	% specimens positive for NPEV*	% AFP cases with culture results within 14 days	% AFP cases with ITD results within 7 days		% AFP cases with ITD results within 45 days of onset**	
			L20B+	L20B+/NPEV			received < / = 14 days	received > 14 days ago	Wild	Sabin	VDPV	Wild	Sabin	VDPV	Wild	Sabin										VDPV
Afghanistan	RRL Pakistan	1893	183	18	215	1334	142	1	31	77			3	37		73			2		20	11%	88%	100%	98%	02/08/2020
Bahrain	NPL Oman / CDC																									19/07/2020
Djibouti	NPL Kenya / CDC																									26/07/2020
Egypt***	RRL Egypt	485	16	5	31	400	22	11	16	8						9			2	3		6%	97%	100%	99%	30/07/2020
Iran	NPL Iran / CDC	342	5		4	317	16			3						3						1%	100%	100%	100%	01/08/2020
Iraq	RRL Egypt	268			30	229	3	6														10%	94%	100%	99%	30/07/2020
Jordan	NPL Jordan / RRL EGYPT	22			4	18																18%	100%		100%	26/07/2020
Kuwait	RRL Kuwait / RIVM	19				18		1														2%	72%		94%	23/07/2020
Lebanon	NPL Jordan / RRL EGYPT	28			5	14	8	1														26%	100%		100%	26/07/2020
Libya	RRL Tunisia / RIVM	51	4			47										3	1					0%	100%	100%	76%	16/07/2020
Morocco	NPL Morocco / RRL Tunisia	59			1	57	1															1%	100%		98%	03/08/2020
Oman	NPL Oman / CDC	11			2	9																16%	100%		100%	19/07/2020
Pakistan	RRL Pakistan	6088	454	39	688	4696	185	10	59	128			136	51		199		1	1	1	2	10%	93%	99%	97%	02/08/2020
Palestine & UNRWA		8				8																0%	38%		100%	20/07/2020
Qatar	NPL Oman / CDC	1				1																0%	100%		100%	19/07/2020
Saudi Arabia	NPL Saudi Arabia / CDC	68				64	4															0%	100%		100%	02/08/2020
Somalia	NPL Kenya / CDC	222	5	3	36	158	4	16		2	1					7						19%	6%		98%	02/08/2020
Sudan	NPL Sudan / RRL Egypt	213	2		13	99	54	45														13%	100%			26/07/2020
Syria	NPL Syria / RRL Egypt	217	10		6	190	9	2														3%	100%			30/07/2020
Tunisia	RRL Tunisia	17				17																0%	100%		94%	16/07/2020
U.A.E	NPL Oman / CDC	10				10																0%	100%		60%	19/07/2020
Yemen	NPL Kenya / CDC	123	8		23	73		19		2	1					5				1		22%	94%	63%	0%	01/08/2020
<b>Total EMR 2020</b>		10145	687	65	1058	7759	448	112	90	220	2		139	88		299	1	1	5	5	22	10%	91%	99%	96%	
<b>Total EMR 2019</b>		24835	1052	100	3659	19986		26	152	575	1		46	24		625	1	3	21	6	1	13%	95%	99%	96%	

\* Specimens from all sources including non-AFP cases, excluding environmental samples

\*\* This indicator reflects surveillance and laboratory activities

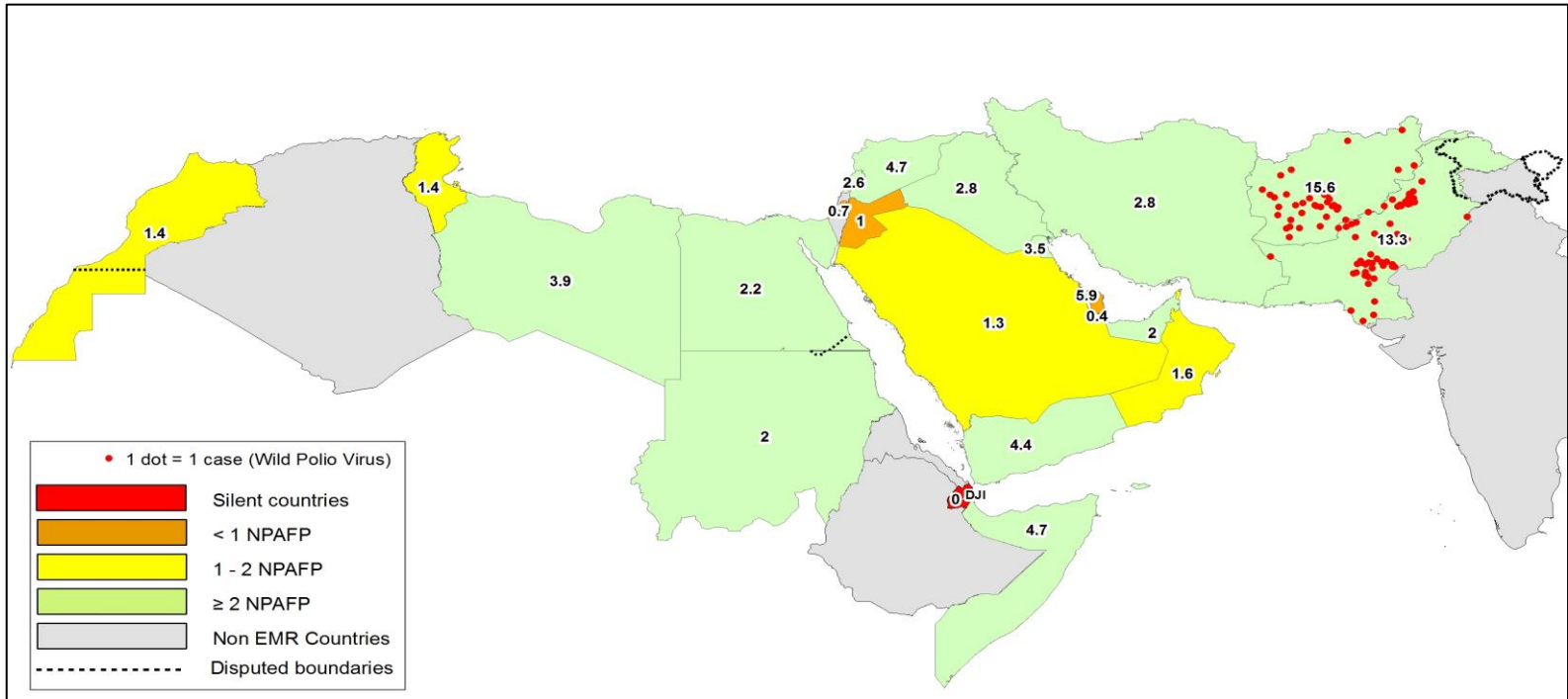
**Table 6: Environmental isolate by year and type**

COUNTRY	LAB RESULTS	2016	2017	2018	2019	2020
AFG	Wild	2	42	83	56	23
	Wild+cVDPV2					1
	cVDPV2					35
	aVDPV2					1
	EV/SL	177	265	248	200	97
Negative	6	9	5	3	3	
Pending					25	
<b>AFG Total</b>		<b>185</b>	<b>316</b>	<b>336</b>	<b>259</b>	<b>185</b>
EGY	cVDPV3					1
	EV/SL	492	481	508	666	237
	Negative	36	41	32	34	21
	Pending					38
<b>EGY Total</b>		<b>528</b>	<b>522</b>	<b>540</b>	<b>700</b>	<b>297</b>
IRN	Wild				3	
	EV/SL		5	51	65	13
	Negative		1	3	3	
	Pending					2
<b>IRN Total</b>		<b>6</b>	<b>54</b>	<b>71</b>	<b>15</b>	
JOR	EV/SL	2	29	36	36	10
	Negative		2			1
	Pending					1
<b>JOR Total</b>		<b>2</b>	<b>31</b>	<b>36</b>	<b>36</b>	<b>12</b>
KUW	EV/SL			3	3	
	Pending				8	
<b>KUW Total</b>			<b>3</b>	<b>11</b>		
LEB	EV/SL	2	26	44	44	9
	Negative	2	1	1	3	2
<b>LEB Total</b>		<b>4</b>	<b>27</b>	<b>45</b>	<b>47</b>	<b>11</b>
PAK	Wild	59	105	139	367	243
	Wild+cVDPV2	2			10	23
	Wild+aVDPV2	1	1		2	3
	cVDPV2	2			25	9
	aVDPV2	3	4		2	1
	EV/SL	456	523	531	421	162
	Negative	6		3	4	4
	Pending					23
<b>PAK Total</b>	<b>529</b>	<b>633</b>	<b>673</b>	<b>831</b>	<b>468</b>	
SOM	cVDPV2		2	19	5	13
	cVDPV3			11		
	aVDPV2			2	1	
	EV/SL		20	43	28	8
	Negative		14	138	29	21
Pending					2	
<b>SOM Total</b>		<b>36</b>	<b>213</b>	<b>63</b>	<b>44</b>	
SUD	EV/SL			15	42	13
	Negative				1	2
	Pending				17	10
<b>SUD Total</b>			<b>15</b>	<b>60</b>	<b>25</b>	
SYR	EV/SL		4	81	155	90
	Negative			21	30	15
	Pending					7
<b>SYR Total</b>		<b>4</b>	<b>102</b>	<b>185</b>	<b>112</b>	
<b>TOTAL</b>		<b>1248</b>	<b>1575</b>	<b>2017</b>	<b>2263</b>	<b>1169</b>

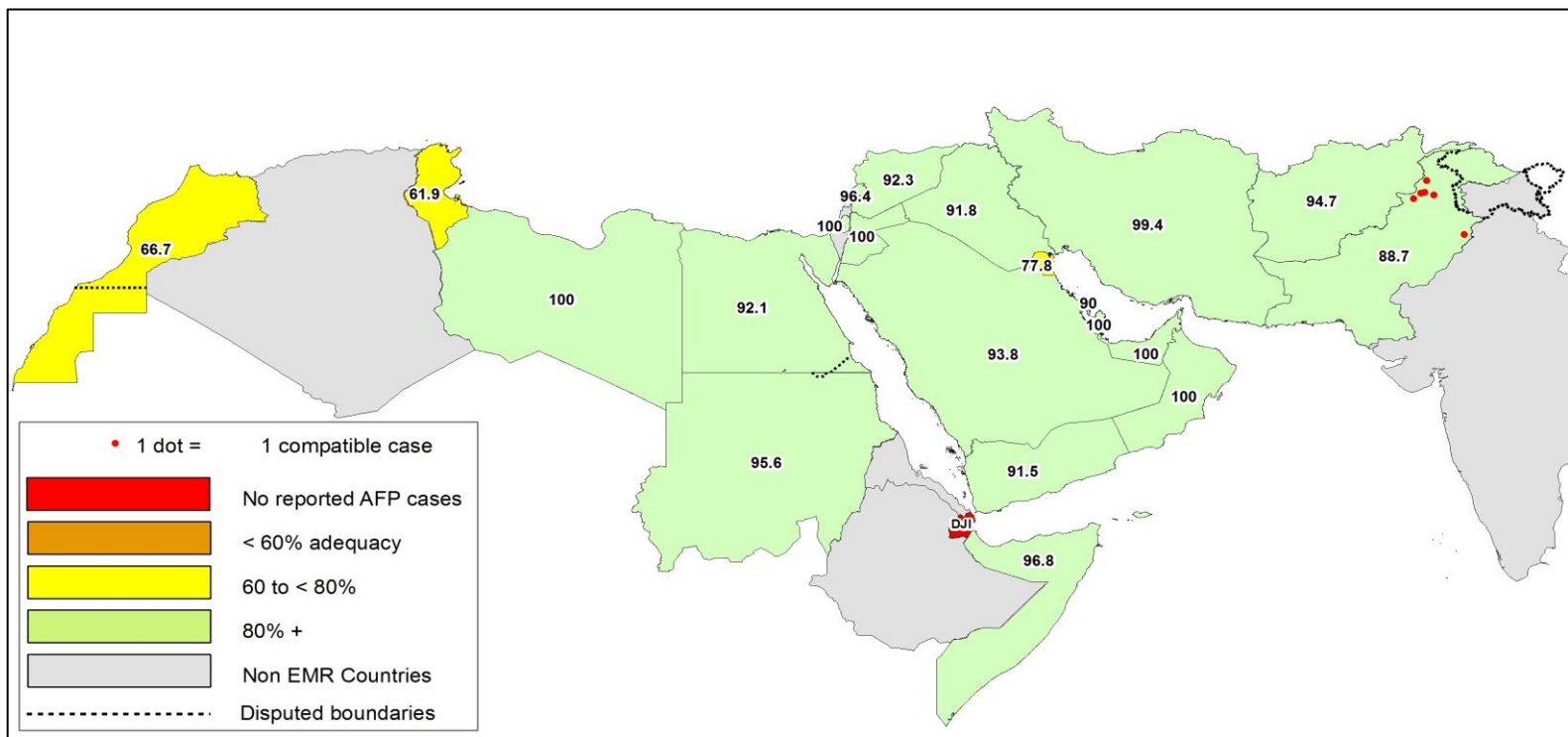
**Table 7: Environmental Wild/VPV isolate by site 2019-2020**

YEAR	COUNTRY	LAB RESULTS	PROVINCE	Count	First date	Last date		
2019	AFG	Wild	HILMAND	19	6/Jan/19	25/Dec/19		
			KANDAHAR	24	6/Jan/19	25/Dec/19		
			NANGARHAR	13	26/Jan/19	25/Dec/19		
	<b>AFG Total</b>			<b>56</b>	<b>6/Jan/19</b>	<b>25/Dec/19</b>		
	IRN	Wild	S & B	3	22/Apr/19	20/May/19		
			<b>IRN Total</b>	<b>3</b>	<b>22/Apr/19</b>	<b>20/May/19</b>		
	PAK	Wild	BALUCHISTAN	72	1/Jan/19	20/Dec/19		
			GBALTISTAN	1	9/Dec/19	9/Dec/19		
			ISLAMABAD	3	12/Apr/19	21/Aug/19		
			KPAKHTUNKHWA	40	8/Jan/19	28/Dec/19		
			PUNJAB	97	5/Jan/19	17/Dec/19		
			SINDH	154	2/Jan/19	17/Dec/19		
			Wild+cVDPV2	KPAKHTUNKHWA	1	31/Dec/19	31/Dec/19	
				PUNJAB	5	6/Aug/19	16/Dec/19	
				SINDH	4	7/Oct/19	18/Dec/19	
				GBALTISTAN	5	24/Aug/19	6/Nov/19	
			cVDPV2	ISLAMABAD	1	12/Nov/19	12/Nov/19	
				KPAKHTUNKHWA	8	9/Oct/19	24/Dec/19	
				PUNJAB	10	21/Aug/19	17/Dec/19	
				SINDH	1	19/Dec/19	19/Dec/19	
aVDPV2	PUNJAB	2	11/Apr/19	18/Dec/19				
	<b>PAK Total</b>	<b>404</b>	<b>1/Jan/19</b>	<b>31/Dec/19</b>				
SOM	cVDPV2	BANADIR	5	10/Nov/19	22/Dec/19			
		BANADIR	1	3/Feb/19	3/Feb/19			
<b>SOM Total</b>	<b>6</b>	<b>3/Feb/19</b>	<b>22/Dec/19</b>					
<b>2019 Total</b>			<b>469</b>	<b>1/Jan/19</b>	<b>31/Dec/19</b>			
2020	AFG	Wild	HILMAND	8	1/Jan/20	8/Jul/20		
			HIRAT	2	26/Apr/20	27/May/20		
			KANDAHAR	11	28/Jan/20	9/Jul/20		
			KHOST	1	25/Apr/20	25/Apr/20		
			NANGARHAR	1	26/Jan/20	26/Jan/20		
			Wild+cVDPV2	NANGARHAR	1	8/Jan/20	8/Jan/20	
				cVDPV2	KABUL	1	26/Apr/20	26/Apr/20
					KUNAR	1	6/Jun/20	6/Jun/20
				NANGARHAR	33	7/Jan/20	8/Jun/20	
			aVDPV2	HILMAND	1	27/May/20	27/May/20	
	<b>AFG Total</b>	<b>60</b>	<b>1/Jan/20</b>	<b>9/Jul/20</b>				
	EGY	cVDPV3	GIZA	1	31/May/20	31/May/20		
	<b>EGY Total</b>	<b>1</b>	<b>31/May/20</b>	<b>31/May/20</b>				
	PAK	Wild	AJK	1	25/Feb/20	25/Feb/20		
			BALUCHISTAN	58	1/Jan/20	15/Jul/20		
			GBALTISTAN	1	12/May/20	12/May/20		
			ISLAMABAD	1	16/Jan/20	16/Jan/20		
			KPAKHTUNKHWA	13	28/Jan/20	10/Jul/20		
			PUNJAB	73	4/Jan/20	20/Jul/20		
			SINDH	96	3/Jan/20	21/Jul/20		
Wild+cVDPV2			BALUCHISTAN	2	1/Feb/20	2/Mar/20		
			KPAKHTUNKHWA	1	11/Mar/20	11/Mar/20		
			PUNJAB	5	4/Jan/20	5/Jun/20		
			SINDH	15	3/Jan/20	10/Jun/20		
cVDPV2			BALUCHISTAN	1	2/Jun/20	2/Jun/20		
			KPAKHTUNKHWA	4	10/Jan/20	17/Apr/20		
			PUNJAB	2	16/Jan/20	17/Apr/20		
			SINDH	2	8/Jun/20	10/Jun/20		
aVDPV2			KPAKHTUNKHWA	1	10/Apr/20	10/Apr/20		
			<b>PAK Total</b>	<b>276</b>	<b>1/Jan/20</b>	<b>21/Jul/20</b>		
SOM			cVDPV2	BANADIR	13	5/Jan/20	19/May/20	
<b>SOM Total</b>			<b>13</b>	<b>5/Jan/20</b>	<b>19/May/20</b>			
<b>2020 Total</b>			<b>350</b>	<b>1/Jan/20</b>	<b>21/Jul/20</b>			

**Figure 1: Non Polio AFP Rate and Wild Virus in EMR 01/01/2020 - 02/08/2020**



**Figure 2: Percent of AFP cases with Adequate Samples & Compatible Cases in EMR 01/01/2020 - 02/08/2020**

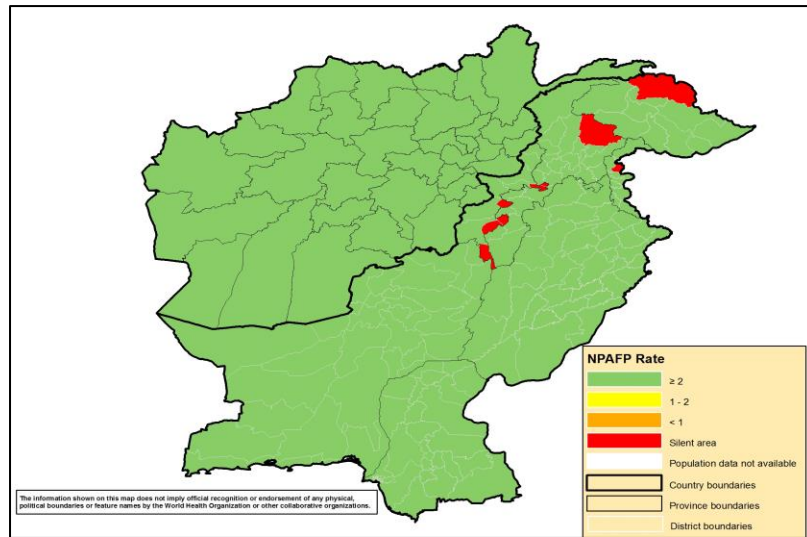


**Table 8: Wild polio cases by country and date of onset of paralysis in EMR, 2019 - 2020**

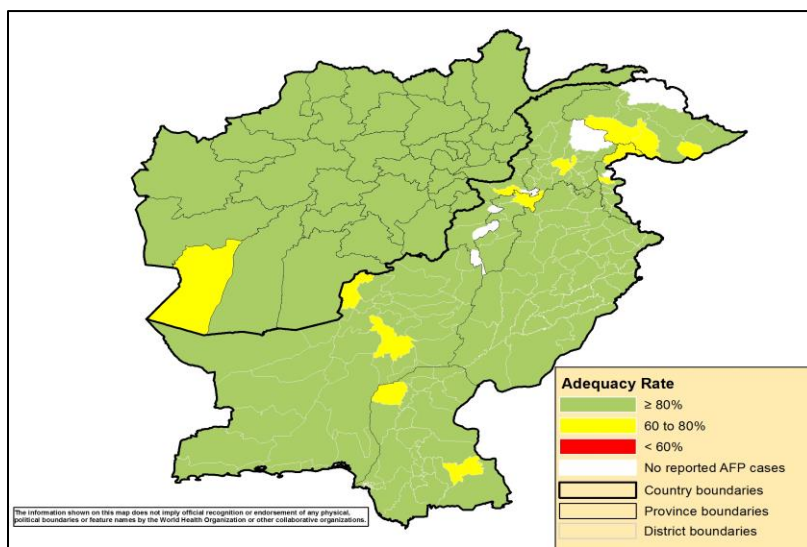
Year	COUNTRY	Count	First Case	Last Case
2020	AFG	34	4-Jan-20	29-Jun-20
	PAK	63	1-Jan-20	13-Jul-20
<b>2020 Total</b>		<b>97</b>	<b>1-Jan-20</b>	<b>13-Jul-20</b>
2019	AFG	29	4-Jan-19	7-Dec-19
	PAK	147	15-Jan-19	31-Dec-19
<b>2019 Total</b>		<b>176</b>	<b>4-Jan-19</b>	<b>31-Dec-19</b>



**Figure 3: Non Polio AFP rate by Province in Afghanistan & by District in Pakistan 01/01/2020 - 02/08/2020**

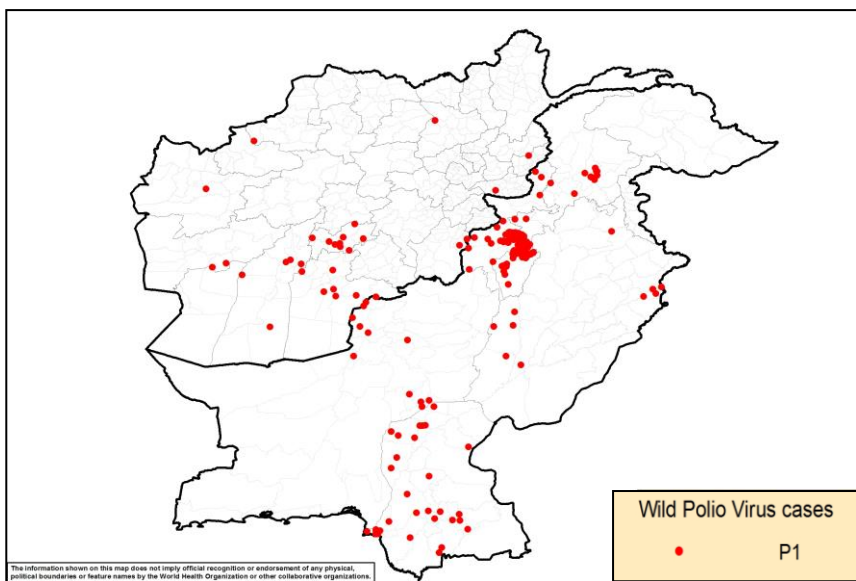


**Figure 4: Percent of AFP cases with Adequate Samples in Afghanistan by Province & Pakistan by District 01/01/2020 - 02/08/2020**

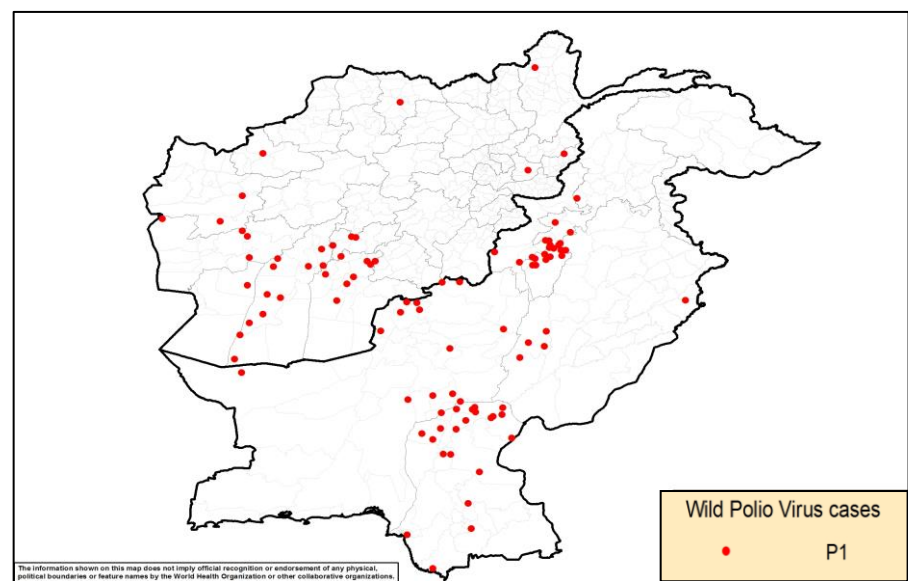


**Figure 5: Wild Virus Cases by Type & District in Afghanistan & Pakistan**

**5(a) 01/01/2019 - 31/12/2019**



**5(b) 01/01/2020 - 02/08/2020**



World Health Organization – Regional Office for Eastern Mediterranean  
AFP SURVEILLANCE  
Week 31, ending 02 August 2020

4-Aug-20  
Number 1139

**Table 9: Wild Polio cases by district and date of onset of paralysis, Afghanistan 2019-2020**

ONSETYR	PROVINCE	DISTRICT	Count	First case	Last case
2020	BALKH	DEHDADI	1	15-Mar-20	15-Mar-20
	HIRAT	PASHTUNZARGHUN	1	29-Jun-20	29-Jun-20
		SHINDAND	1	21-Mar-20	21-Mar-20
	FARAH	BALABULUK	2	11-May-20	17-May-20
		ANARDARA	1	6-May-20	6-May-20
		BAKWA	1	4-Feb-20	4-Feb-20
	BADGHIS	QADIS	1	13-May-20	13-May-20
	KUNAR	SHIGAL WA SHELTA	1	5-Mar-20	5-Mar-20
	LAGHMAN	MEHTARLAM	1	10-Feb-20	10-Feb-20
	KANDAHAR	KANDAHAR	1	22-Jun-20	22-Jun-20
		PANJWAYI	1	10-Jun-20	10-Jun-20
		SHAHWALIKOT	3	4-Mar-20	6-Jun-20
		NESH	1	23-May-20	23-May-20
		GHORAK	1	19-Mar-20	19-Mar-20
	ZABUL	MIZAN	1	21-Jan-20	21-Jan-20
	HILMAND	WASHER	2	4-Jan-20	13-Jun-20
		KAJAKI	1	10-Jun-20	10-Jun-20
		REG	4	25-May-20	3-Jun-20
		DEH-E-SHU	1	27-May-20	27-May-20
		NAWZAD	1	11-May-20	11-May-20
		SANGIN	1	7-May-20	7-May-20
		NAD-E-ALI	1	1-May-20	1-May-20
	URUZGAN	SHAHID-E-HASSAS	2	14-Jun-20	24-Jun-20
		TIRINKOT	1	28-May-20	28-May-20
	NIMROZ	KHASHROD	1	28-Feb-20	28-Feb-20
	BADAKHSHAN	YAWAN	1	10-Mar-20	10-Mar-20
	<b>2020 Total</b>			<b>34</b>	<b>4-Jan-20</b>
2019	HIRAT	PASHTUNZARGHUN	1	19-Nov-19	19-Nov-19
	FARAH	BAKWA	2	14-Nov-19	25-Nov-19
	BADGHIS	BALAMURGHAB	1	17-Oct-19	17-Oct-19
	NANGARHAR	KHOGYANI	1	18-Sep-19	18-Sep-19
	KUNAR	WATAPUR	1	8-May-19	8-May-19
	PAKTIKA	BERMEL	2	15-Sep-19	28-Sep-19
	KANDAHAR	SHAHWALIKOT	1	7-Dec-19	7-Dec-19
		SPINBOLDAK	2	4-Jan-19	22-Nov-19
		KANDAHAR	2	17-Aug-19	10-Nov-19
		GHORAK	1	12-Jan-19	12-Jan-19
	HILMAND	GARMSER	1	26-May-19	26-May-19
		MUSAQALAH	1	5-May-19	5-May-19
		NAWZAD	1	3-Apr-19	3-Apr-19
		WASHER	1	23-Mar-19	23-Mar-19
		SANGIN	1	6-Mar-19	6-Mar-19
	URUZGAN	KHASURUZGAN	1	2-Nov-19	2-Nov-19
		TIRINKOT	4	19-May-19	2-Aug-19
CHORA		3	20-Mar-19	23-Jul-19	
SHAHID-E-HASSAS		1	25-Feb-19	25-Feb-19	
BAGHLAN	PUL-E- KHUMRI	1	14-Nov-19	14-Nov-19	
<b>2019 Total</b>			<b>29</b>	<b>4-Jan-19</b>	<b>7-Dec-19</b>

World Health Organization – Regional Office for Eastern Mediterranean  
AFP SURVEILLANCE  
Week 31, ending 02 August 2020

4-Aug-20  
Number 1139

**Table 10: Wild Polio cases by district and date of onset of paralysis, Pakistan 2019-2020**

ONSETYR	PROVINCE	DISTRICT	Count	First case	Last case		
2020	KHYBER PAKHTUNKHWA	PESHAWAR	1	13-Jul-20	13-Jul-20		
		WAZIR-S	2	21-Feb-20	8-Jun-20		
		BANNU	1	27-Apr-20	27-Apr-20		
		TANK	4	11-Jan-20	15-Mar-20		
		KARAK	2	20-Jan-20	13-Mar-20		
		LAKKIMRWT	12	2-Jan-20	9-Mar-20		
	BALOCHISTAN	KABDULAH	2	11-May-20	29-Jun-20		
		CHAGHAI	1	4-Jun-20	4-Jun-20		
		DUKKI	1	26-May-20	26-May-20		
		PISHIN	3	31-Jan-20	26-May-20		
		JHALMAGSI	1	19-Apr-20	19-Apr-20		
		ZHOB	2	22-Feb-20	13-Apr-20		
		NSIRABAD	2	3-Jan-20	13-Apr-20		
		SOHBATPUR	1	12-Feb-20	12-Feb-20		
		JAFARABAD	1	12-Feb-20	12-Feb-20		
		SIBI	1	7-Feb-20	7-Feb-20		
		PUNJAB	DGKHAN	3	18-Jan-20	5-Jul-20	
			LAHORE	1	12-Jun-20	12-Jun-20	
	RAJANPUR		1	2-Jun-20	2-Jun-20		
	SINDH	GHOTKI	4	2-Mar-20	9-Jul-20		
		KHILANDHI	1	9-Jun-20	9-Jun-20		
		LARKANA	1	21-May-20	21-May-20		
		KAMBAR	3	8-Jan-20	11-Apr-20		
		KHAIRPUR	1	27-Mar-20	27-Mar-20		
		JACOBABAD	3	7-Feb-20	16-Mar-20		
		NFEROZ	2	8-Feb-20	22-Feb-20		
		SHIKARPUR	1	11-Feb-20	11-Feb-20		
		KASHMORE	2	16-Jan-20	3-Feb-20		
		SUJAWAL	1	7-Jan-20	7-Jan-20		
		T.ALLAHYAR	1	7-Jan-20	7-Jan-20		
		BADIN	1	1-Jan-20	1-Jan-20		
		<b>2020 Total</b>			<b>63</b>	<b>1-Jan-20</b>	<b>13-Jul-20</b>
		2019	KHYBER PAKHTUNKHWA	LAKKIMRWT	32	27-May-19	31-Dec-19
				DIKHAN	4	5-May-19	21-Dec-19
	MOHMAND			1	20-Dec-19	20-Dec-19	
	TANK			6	11-Oct-19	18-Dec-19	
	BANNU			26	15-Jan-19	30-Nov-19	
	SWABI			1	17-Nov-19	17-Nov-19	
	WAZIR-N			9	4-Apr-19	10-Oct-19	
	TORGHAR			7	25-May-19	13-Sep-19	
	WAZIR-S			1	20-Aug-19	20-Aug-19	
	HANGU			2	20-Jan-19	28-Jul-19	
	CHARSADA			1	21-Jul-19	21-Jul-19	
	SHANGLA			1	18-May-19	18-May-19	
	KHYBER			1	14-Feb-19	14-Feb-19	
	BAJOUR			1	18-Jan-19	18-Jan-19	
BALOCHISTAN	KABDULAH			5	9-Jun-19	31-Dec-19	
	JAFARABAD			3	28-May-19	18-Dec-19	
	NSIRABAD			1	5-Dec-19	5-Dec-19	
	MASTUNG			1	18-Nov-19	18-Nov-19	
	HARNAI		1	27-Sep-19	27-Sep-19		
	QUETTA		1	6-Jul-19	6-Jul-19		
PUNJAB	LAHORE		5	20-Jan-19	28-Dec-19		
	DGKHAN		4	2-Dec-19	25-Dec-19		
	OKARA		1	8-Dec-19	8-Dec-19		
	MUZFARGARH		1	26-Nov-19	26-Nov-19		
	JHELUM		1	21-Jun-19	21-Jun-19		
	THATTA		1	26-Dec-19	26-Dec-19		
SINDH	DADU		2	6-Dec-19	26-Dec-19		
	LARKANA		3	17-Apr-19	24-Dec-19		
	JAMSHORO		3	23-Aug-19	22-Dec-19		
	JACOBABAD		1	19-Dec-19	19-Dec-19		
	MIRPURKHAS		4	17-Nov-19	18-Dec-19		
	KAMBAR		3	2-Nov-19	14-Dec-19		
	BADIN		1	28-Nov-19	28-Nov-19		
	T.ALLAHYAR		1	10-Nov-19	10-Nov-19		
	KHIKAMARI		1	29-Oct-19	29-Oct-19		
	SUKKUR		1	27-Oct-19	27-Oct-19		
	KHIJAMSHEED		1	24-Oct-19	24-Oct-19		
	SBENAZIRABAD		1	19-Oct-19	19-Oct-19		
	SUJAWAL		1	25-Sep-19	25-Sep-19		
	KHIORANGI		2	20-Aug-19	26-Aug-19		
	HYDERABAD		2	20-Jul-19	5-Aug-19		
	KHIGIQBAL		1	29-Apr-19	29-Apr-19		
	KHILAYARI		1	25-Feb-19	25-Feb-19		
	<b>2019 Total</b>				<b>147</b>	<b>15-Jan-19</b>	<b>31-Dec-19</b>

World Health Organization – Regional Office for Eastern Mediterranean

AFP SURVEILLANCE

4-Aug-20

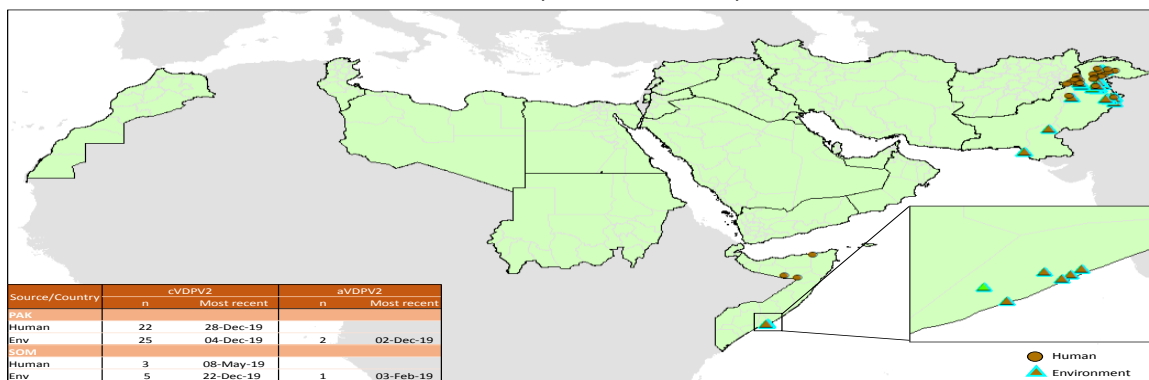
Week 31, ending 02 August 2020

Number 1139

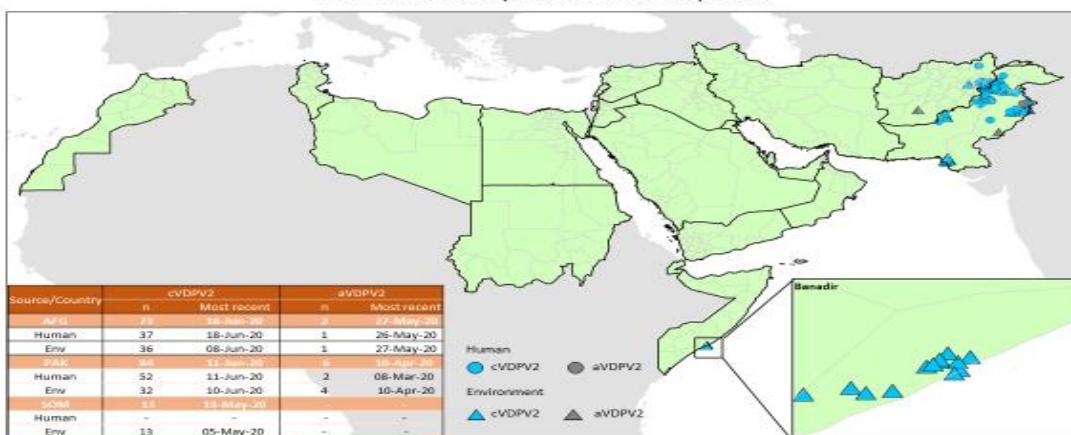
Table 11: Circulating VDPV cases and date of onset of paralysis in EMR countries by districts 2019-2020

COUNTRY	YEAR	PROVINCE	DISTRICT	Count	First Case	Last Case
AFG	2020	BADAKHSAN	KESHEM	1	23-Apr-20	23-Apr-20
			ALINGAR	3	11-Jun-20	15-Jun-20
			LAGHMAN	1	24-May-20	24-May-20
		KUNAR	MEHTERLAM	1	20-May-20	20-May-20
			NARANG	1	1-May-20	1-May-20
		NANGARHAR	NURGAL	1	6-Apr-20	6-Apr-20
			DURBABA	1	26-May-20	26-May-20
			ACHIN	4	25-May-20	12-Jun-20
			CHAPARHAR	2	11-May-20	01-Jun-20
			BEHSUD	4	22-Apr-20	18-Jun-20
			RODAT	2	18-Apr-20	15-Jun-20
			LALPUR	3	30-Apr-20	21-May-20
			BATIKOT	1	5-Feb-20	5-Feb-20
			SHINWAR	5	27-Mar-20	22-May-20
			MUHMAND DARA	4	6-Apr-20	26-May-20
		SINDH	KAMA	2	4-Apr-20	30-Apr-20
			DEHBALA	1	18-Apr-20	18-Apr-20
		BALOCHISTAN	DAR-E-NUR	1	16-Apr-20	16-Apr-20
			QUETTA	1	29-Feb-20	29-Feb-20
		PAK	2020	PUNJAB	KHIGADAP	1
KHIBALDIA	1				15-May-20	15-May-20
MUZAFFARGARTH	KHISITE			1	2-May-20	2-May-20
	ATTOCK			1	08-Jun-20	08-Jun-20
	RAWALPINDI			1	30-May-20	30-May-20
KHYBER PAKHTUNKHWA	FAISALABAD			3	5-Feb-20	14-Mar-20
	TANK			1	24-May-20	24-May-20
	DIRUPPER			1	12-Apr-20	12-Apr-20
	WAZIR-5			1	21-Mar-20	21-Mar-20
	PESHAWAR			6	2-Jan-20	10-Apr-20
	BAJOUR			3	3-Jan-20	30-Jan-20
	KHYBER			15	12-Jan-20	1-Mar-20
	NOWSHERA			4	18-Jan-20	1-Mar-20
	LAKKI MARWAT	5	27-Jan-20	26-Feb-20		
	MARDAN	1	2-Jan-20	2-Jan-20		
DIR LOWER	3	2-Feb-20	25-Mar-20			
BANNU	2	3-Jan-20	13-Feb-20			
<b>Total 2020</b>				<b>90</b>	<b>2-Jan-20</b>	<b>18-Jun-20</b>
PAK	2019	PUNJAB	GUJRANWALA	1	22-Nov-19	22-Nov-19
			KHYBER	3	12-Dec-19	28-Dec-19
		KHYBER PAKHTUNKHWA	MOHMAND	3	12-Dec-19	21-Dec-19
			BAJOUR	1	1-Dec-19	1-Dec-19
			PESHAWAR	1	8-Dec-19	8-Dec-19
			LAKKI MARWAT	1	13-Dec-19	13-Dec-19
			CHARSADA	1	3-Nov-19	3-Nov-19
			KOHISTANUPPER	1	27-Oct-19	27-Oct-19
			KOHISTANLOWER	2	6-Oct-19	11-Oct-19
		ISLAMABAD	TORGHAR	3	4-Sep-19	17-Dec-19
			CDA	1	11-Sep-19	11-Sep-19
		GILGIT BALTISTAN	DIAMER	4	7-Jul-19	28-Aug-19
			BARI	1	8-May-19	8-May-19
SOM	TOGDHER	1	21-Apr-19	21-Apr-19		
	SOOL	1	15-Mar-19	15-Mar-19		
<b>Total 2019</b>				<b>25</b>	<b>15-Mar-19</b>	<b>28-Dec-19</b>

VDPV2 isolates, EMR countries, 2019



VDPV2 isolates, EMR countries, 2020



cVDPV3, AFP Case reported in Libya / aVDPV1, AFP Cases reported in Yemen & Somalia