

## Highlights of Polio Fax Bulletin No. 1153 for Week 45 2020

### I. Salient features

1. Polio eradication teams at the Regional and Country levels are contributing to COVID19 Response, particularly in areas of surveillance (field and laboratory), data analysis, communications and coordination.
2. Wild Poliovirus Type-1 (WPV1): No new cases were reported, but five new positive environmental samples all from Pakistan reported this week.
3. Vaccine Derived Poliovirus (VDPV):
  - cVDPV1: No new cases reported this week.
  - cVDPV2: 21 new cVDPV2 cases reported this week, 15 from Afghanistan and 3 each from Pakistan and Somalia in addition to 23 new positive environmental samples, 14 from Afghanistan and 9 from Pakistan.

#### *Advance notifications:*

- ***Afghanistan:*** A newly reported WPV1 case from Maruf district, Kandahar province, with date of sample collection on 14 October 2020 – Details will be shared within next bulletin.

### II. Wild Poliovirus Transmission

**Endemic countries (Pakistan & Afghanistan):** Total WPV1 cases in 2020 to date is 133 (53 from Afghanistan and 80 from Pakistan). This compares with 117 cases in 2019 in the same period (22 from Afghanistan and 95 from Pakistan).

a. **Human samples:** No new WPV1 positive cases reported this week.

**Afghanistan:** In 2020, **53 WPV1 cases** have been reported so far: 17 cases from Kandahar province; 10 from Hilmand province; 5 from Khost province; four each from Farah and Uruzgan provinces; three from Zabul province; two each from Herat and Badghis provinces; and one each from Nimroz, Laghman, Kunar, Badakhshan, Balkh and Paktika provinces. ***The most recent case has onset of paralysis on 13 September 2020.***

**Pakistan:** In 2020 to date, **80 WPV1 cases** are reported, 23 from Balochistan province, 22 cases each from Khyber Pakhtunkhwa (KP) and Sindh provinces, and 13 from Punjab province. ***The most recent case has onset of paralysis on 4 October 2020.***

b. **Environmental samples:** 5 newly reported positive environmental samples from Pakistan.

- **Afghanistan:** In 2020 to date, there are **33** WPV1 positive environmental samples including four combined (WPV1 and cVDPV2) with most recent sample collected on 6 October 2020.
- **Pakistan:** In 2020 to date, there are **381** WPV1 positive environmental samples including 56 combined (WPV1 and cVDPV2) and 4 combined (WPV1 and aVDPV2) with most recent positive sample collected on 21 October 2020.

III. **Vaccine Derived Polioviruses (VDPVs):** Total cVDPV2 cases in 2020 to date is 269 (136 from Afghanistan, 83 from Pakistan, 11 from Somalia and 39 from Sudan). This compares with 14 cases in 2019 in the same period (11 from Pakistan and 3 from Somalia).

**Afghanistan:** 15 new cVDPV2 cases reported this week, and 14 new positive environmental samples were reported.

**Human samples:** The new 15 cVDPV2 cases are 8 from Kandahar province (Kandahar – 6, Khakrez – 1, and Spinboldak – 1), 2 from Kabul province (Kabul – 1 and Bagrami – 1), 1 each from Hilmand province (Nad-e-Ali district), Laghman province (Alingar district), Paktika province (Naka district), Nangarhar province (Sherzad district) and Khost province (Sabari district). Dates of onset vary between 4 August to 23 September 2020.

**In 2020 to date, there are 136 cVDPV2 cases;** 45 reported from Nangarhar province, 25 from Kandahar province, 14 from Laghman province, 9 from Khost province, 8 from Kunar province, 6 from Kabul province, 5 from Farah province, 4 from Paktya province, 3 each from Hilmand, Paktika and Nimroz provinces, 2 each from Hirat, Logar and Nuristan province, 1 each from Jawzian, Kunduz, Ghazni, Badakhshan and Parwan provinces and with **most recent case's onset on 23 September 2020.**

**Environment:** In 2020 to date, 104 cVDPV2 positive environmental samples including 4 combined (WPV1 and cVDPV2) were reported: 39 from Jalalabad, 11 from Batikot, 3 from Behsud districts, Nangarhar province; 15 from Kandahar district, Kandahar province; 14 from Kabul district, Kabul province, and 4 from Asadabad district, Kunar province; 7 from Lashkargah and 3 from Nahr-E-Saraj districts, Hilmand province; 3 each from

Khost (Matun) district, Khost province and Mehtarlam (Gumeen) district, Laghman province and 1 each from Gardez district, Paktya province and Kunduz district, Kunduz province; with **most recent collection on 6 September 2020**.

**Egypt:** In 2020, an Event of an aVDPV2 positive environmental sample from Giza province is under investigation to determine the appropriate response. The isolate is genetically related with earlier virus seen in Sudan consequent to importation from Chad. **Date of sample collection is 21 September 2020.**

**Iran:** A newly reported VDPV2 positive environmental sample reported from Zabol district, Sistan & Balochistan province – it is under investigation to determine the appropriate response. The isolate is genetically related with earlier virus seen in Afghanistan consequent to importation from Pakistan. **Date of sample collection is 3 October 2020.**

**Pakistan:** 3 new cVDPV2 cases and 9 positive environmental samples were reported this week.

*Human samples:* The new 3 cVDPV2 cases are 2 from Sindh province (Karachi Malir town – 1 and Karachi Site town – 1) and 1 from Punjab province (Jhang district). Dates of onset vary between 16 – 23 September 2020.

In 2020 to date, there are **83** cVDPV2 cases reported. Cases include 42 from KP province, 22 from Sindh province, 17 from Punjab province, and 2 from Balochistan province, with most recent case's onset on 23 September 2020. In addition to 7 aVDPV2 cases, 6 from Punjab province and 1 from Sindh province, with most recent case's onset on 11 September 2020.

*Environment:* In 2020, there are **71** positive environmental samples for cVDPV2 so far (including 56 combined WPV1 and cVDPV2), the most recent sample collected on 28 September 2020. Also, there are 9 aVDPV2 isolates detected in the environment samples, which include four combined (WPV1 + aVDPV2). The most recent aVDPV2 positive environmental sample was collected on 17 September 2020.

**SOMALIA:** 3 new cVDPV2 cases were reported and no new VDPV positive environmental samples this week.

The new 3 cVDPV2 cases are 2 from Banadir province (1 each from Daynile and Hodan districts) and 1 from Galbeed province (Hargeisa district). Dates of onset vary between 27 – 30 September 2020.

In 2020 to date, **11** cVDPV2 cases reported, 7 from Banadir province and 1 each from Lower Juba, Middle Shabelle, Bay and Galbeed provinces, with **most recent date of onset 30 September 2020**. Also, there are 25 cVDPV2 positive environmental samples reported, the most recent collected on 26 September 2020.

**SUDAN:** No new VDPV cases or positive environmental samples were reported this week.

In 2020 to date, **39** cVDPV2 cases reported. **The most recent case has onset of paralysis on 3 September 2020.**

A total of eight environmental samples have been positive for cVDPV2 so far, all from Khartoum with most recent collection on 9 August 2020.

**YEMEN:** No new VDPV cases were reported this week.

In 2020 to date, 16 cVDPV1 cases are reported. All cases are from Saadah province, 5 each from Kitaf Wa Buga and Sahar districts, 3 from Al Safrah district, and one each from Sageen, Saadh City and Majz districts.

**The most recent case has onset of paralysis on 5 June 2020.**

#### IV. Surveillance performance indicators

In 2020, 13 out of 22 member states are meeting the global target of both key surveillance indicators, namely non polio AFP rate of 2 per 100,000 children aged below 15 years and percent AFP cases with adequate specimen 80% and above.

- Morocco and Tunisia are missing both indicators as their non-polio AFP rates are 0.9 and 1.2 and their percentage of AFP cases with adequate stool specimens is 64.6%, and 63.3%, respectively.
- Djibouti, Jordan, Oman, Palestine, Qatar, Saudi Arabia and United Arab Emirates have a non-polio AFP rate of 1.3, 0.9, 1.7, 0.7, 0.5, 1.7 and 1.6 respectively.

## World Health Organization – Regional Office for Eastern Mediterranean

## AFP SURVEILLANCE

9-Nov-20

Week 45, ending 8 November 2020

Number 1153

Table 1: Acute Flaccid Paralysis (AFP) cases by week of onset

Country	Reported AFP cases by week of onset - Week (45/20) / Ending on : 08/11/2020														
	Total AFP 2018	Total AFP 2019	Total AFP to date, 2020	W34 23 Aug 20	W35 30 Aug 20	W36 06 Sep 20	W37 13 Sep 20	W38 20 Sep 20	W39 27 Sep 20	W40 04 Oct 20	W41 11 Oct 20	W42 18 Oct 20	W43 25 Oct 20	W44 1 Nov 20	W45 8 Nov 20
Afghanistan	3378	3768	3251	96	92	118	106	116	81	94	98	87	68	25	0
Bahrain	35	17	12	0	0	0	0	0	1	0	0	0	0	1	0
Djibouti	0	5	4	0	2	0	1	0	0	0	0	0	1	0	0
Egypt	1246	1343	808	23	29	20	25	21	20	31	23	13	30	22	3
Iran	896	1070	488	15	10	17	12	14	9	9	6	7	4	2	0
Iraq	1023	1157	370	4	8	6	8	8	8	5	13	14	7	5	1
Jordan ****	115	113	31	0	0	0	0	1	1	1	2	0	0	0	0
Kuwait	72	48	29	0	2	0	0	0	0	0	1	1	1	1	0
Lebanon ****	89	87	42	0	1	1	2	1	1	0	2	1	1	0	0
Libya	122	107	85	6	2	3	0	0	2	0	1	3	1	1	0
Morocco	212	247	79	2	0	0	0	1	0	0	3	0	0	0	0
Oman	28	30	17	0	0	0	1	0	1	1	1	0	0	1	0
Pakistan	12276	15216	9697	247	190	277	274	325	279	281	242	221	173	50	0
Palestine ****	44	62	11	0	0	0	0	1	0	0	0	0	0	0	0
Qatar	10	9	2	0	0	0	1	0	0	0	0	0	0	0	0
Saudi Arabia	242	236	125	5	1	2	5	5	8	10	2	8	3	0	0
Somalia	353	361	317	11	7	8	4	11	7	5	3	1	3	1	0
Sudan	579	608	589	30	26	30	27	35	31	17	27	18	23	9	0
Syria ****	362	377	290	3	7	4	8	1	13	3	1	3	10	1	0
Tunisia	68	79	30	1	0	0	1	0	0	0	0	0	1	1	0
U.A.E	40	50	17	0	1	1	0	0	0	0	0	0	0	0	0
Yemen	730	779	630	25	17	27	19	20	22	29	14	13	16	9	0
<b>Total EMR</b>	<b>21920</b>	<b>25769</b>	<b>16924</b>	<b>468</b>	<b>395</b>	<b>514</b>	<b>494</b>	<b>560</b>	<b>484</b>	<b>486</b>	<b>439</b>	<b>390</b>	<b>342</b>	<b>129</b>	<b>4</b>

No data = No report received

Table 2: Confirmed polio cases by month of onset

Country	Total year 2018	Total year 2019	08/11		Confirmed polio cases by month of onset											
			2019	2020	December 2019	January 2020	February 2020	March 2020	April 2020	May 2020	June 2020	July 2020	August 2020	September 2020	October 2020	November 2020
Afghanistan	21	29	22	53	1	2	3	7	0	12	10	7	6	6		
Bahrain	0	0	0	0	0	0	0	0	0	0	0	0	0			
Djibouti	0	0	0	0	0	0	0	0	0	0	0	0				
Egypt	0	0	0	0	0	0	0	0	0	0	0	0				
Iran	0	0	0	0	0	0	0	0	0	0	0	0				
Iraq	0	0	0	0	0	0	0	0	0	0	0	0				
Jordan ****	0	0	0	0	0	0	0	0	0	0	0	0			0	
Kuwait	0	0	0	0	0	0	0	0	0	0	0	0				
Lebanon ****	0	0	0	0	0	0										
Libya	0	0	0	0	0	0	0	0	0	0	0	0				
Morocco	0	0	0	0	0	0			0	0					0	
Oman	0	0	0	0	0	0	0	0	0	0	0	0			0	
Pakistan	12	147	95	80	32	18	17	7	6	6	6	6	5	7	2	
Palestine ****	0	0	0	0	0	0	0	0	0	0	0	0	0	0	0	
Qatar	0	0	0	0	0	0	0	0	0	0	0	0	0	0	0	
Saudi Arabia	0	0	0	0	0	0	0	0	0	0	0	0	0	0	0	
Somalia	0	0	0	0	0	0	0	0	0	0	0	0	0	0	0	
Sudan	0	0	0	0	0	0	0	0	0	0	0	0	0	0	0	
Syria ****	0	0	0	0	0	0	0	0	0	0	0	0	0	0	0	
Tunisia	0	0	0	0	0	0	0	0	0	0	0	0	0	0	0	
U.A.E	0	0	0	0	0	0	0	0	0	0	0	0	0	0	0	
Yemen	0	0	0	0	0	0										
<b>Total EMR</b>	<b>33</b>	<b>176</b>	<b>117</b>	<b>133</b>	<b>33</b>	<b>20</b>	<b>20</b>	<b>14</b>	<b>6</b>	<b>18</b>	<b>16</b>	<b>13</b>	<b>11</b>	<b>13</b>	<b>2</b>	<b>0</b>

\*\*\*\* UNRWA cases are included with those of country of residence

## AFP SURVEILLANCE

Week 45, ending 8 November 2020

9-Nov-20

Number 1153

Table 3: Investigation of AFP cases with paralysis onset in 2019 &amp; 2020 up to Week (45/20) / Ending on : 08/11/2020

COUNTRY	2019												2020												Latest line List Date
	AFP									Specimen	Wild cases ****		AFP									Specimen	Wild cases ****		
	Total AFP cases onset 2019	Case classification					Non polio AFP rate **	AFP cases pending classification > 90 days from onset of paralysis	AFP cases pending classification and lab > 90 days from onset of paralysis		% with *** adequate specimens	Wild P1 Poliovirus	Wild P3 Poliovirus	Total AFP cases onset 2020	Case classification					Annualized Non polio AFP rate **	AFP cases pending classification > 90 days from onset of paralysis		AFP cases pending classification and lab > 90 days from onset of paralysis	% with *** adequate specimens	
		Total Confirmed Polio Cases *	Polio Compatible	Pending Classification	Discarded (non polio AFP)	VDPV				Total Confirmed Polio Cases *					Polio Compatible	Pending Classification	Discarded (non polio AFP)	VDPV							
Afghanistan	3768	29	1	0	3738	0	18.1	0	0	94.1	29	0	3251	53	0	353	2707	138	17.7	58	1	93.6	53	0	08/11/2020
Bahrain	17	0	0	0	17	0	5.7	0	0	100.0	0	0	12	0	0	2	10	0	4.7	0	0	91.7	0	0	08/11/2020
Djibouti	5	0	0	0	5	0	1.4	0	0	80.0	0	0	4	0	0	4	0	0	1.3	0	0	100.0	0	0	01/11/2019
Egypt	1343	0	0	0	1343	0	3.6	0	0	93.4	0	0	808	0	0	100	708	0	2.4	1	0	91.6	0	0	05/11/2020
Iran	1070	0	0	0	1069	1	5.2	0	0	97.1	0	0	488	0	0	15	473	0	2.7	0	0	99.2	0	0	07/11/2020
Iraq	1157	0	0	0	1157	0	7.4	0	0	94.3	0	0	370	0	0	24	346	0	2.7	0	0	93.0	0	0	07/11/2020
Jordan	113	0	0	0	113	0	3.9	0	0	100.0	0	0	31	0	0	0	31	0	0.9	0	0	100.0	0	0	05/11/2020
Kuwait	48	0	0	0	48	0	5.4	0	0	89.6	0	0	29	0	0	4	25	0	3.7	0	0	82.8	0	0	01/11/2020
Lebanon	87	0	0	0	87	0	4.7	0	0	89.7	0	0	42	0	0	25	17	0	2.6	15	13	95.2	0	0	30/10/2020
Libya	107	0	0	0	107	0	4.3	0	0	98.1	0	0	85	0	0	7	77	1	3.8	0	0	100.0	0	0	07/11/2020
Morocco	247	0	0	0	247	0	2.8	0	0	84.2	0	0	79	0	0	35	44	0	0.9	28	7	64.6	0	0	16/10/2020
Oman	30	0	0	0	30	0	2.7	0	0	80.0	0	0	17	0	0	1	16	0	1.7	0	0	100.0	0	0	08/11/2020
Pakistan	15216	147	6	0	15040	23	19.3	0	0	86.6	147	0	9697	80	8	948	8571	90	14.4	215	0	87.3	80	0	08/11/2020
Palestine	62	0	0	0	62	0	3.5	0	0	98.4	0	0	11	0	0	4	7	0	0.7	3	0	100.0	0	0	01/11/2020
Qatar	9	0	0	0	9	0	2.2	0	0	88.9	0	0	2	0	0	2	0	0	0.5	1	0	100.0	0	0	07/11/2020
Saudi Arabia	236	0	0	0	236	0	2.8	0	0	93.2	0	0	125	0	0	52	73	0	1.7	0	0	95.2	0	0	08/11/2020
Somalia	361	0	0	0	358	3	5.7	0	0	95.6	0	0	317	0	0	12	292	13	4.6	2	1	96.2	0	0	08/11/2020
Sudan	608	0	0	0	608	0	3.4	0	0	96.4	0	0	589	0	0	143	407	39	3.6	8	1	93.5	0	0	05/11/2020
Syria	377	0	0	0	377	0	4.8	0	0	88.1	0	0	290	0	0	18	272	0	4.3	0	0	91.4	0	0	07/11/2020
Tunisia	79	0	0	0	78	1	2.9	0	0	74.7	0	0	30	0	0	5	25	0	1.2	1	0	63.3	0	0	06/11/2020
U.A.E	50	0	0	0	50	0	4.0	0	0	90.0	0	0	17	0	0	0	17	0	1.6	0	0	100.0	0	0	02/11/2020
Yemen	779	0	0	0	778	1	5.5	0	0	89.0	0	0	630	0	1	435	178	16	5.2	215	191	90.6	0	0	07/11/2020
EMR	25769	176	7	0	25557	29	10.2	0	0	89.5	176	0	16924	133	9	2189	14296	297	7.5	547	214	89.8	133	0	
2018	21920	33	4	0	21868	15	8.7	0	0	89.8	33	0													

\* Confirmed polio cases refer to wild isolation from AFP cases or from contacts of negative index AFP cases

\*\* Non-polio AFP per 100,000 children &lt;15 years

\*\*\* Adequate here refers to two stool specimens collected at least 24 hours apart, within 14 days of paralysis onset and specimens received in the lab in Good Condition

\*\*\*\* AFP cases co infected with P1 and P3 are counted separately as wild isolates

World Health Organization – Regional Office for Eastern Mediterranean  
AFP SURVEILLANCE  
Week 45, ending 8 November 2020

9-Nov-20  
Number 1153

COUNTRY	2019						2020					
	# OF CONTACTS	LAB RESULTS					# OF CONTACTS	LAB RESULTS				
		WILD	VDPV	SL	NPEV	PENDING		WILD	VDPV	SL	NPEV	PENDING
AFG	1138	8	0	48	202	0	996	14	23	34	176	118
BAH	0	0	0	0	0	0	1	0	0	0	0	0
DJI	1	0	0	0	0	0	2	0	0	0	0	2
EGY	498	0	0	8	57	0	231	0	0	8	17	25
IRN	216	0	0	4	7	0	16	0	0	0	0	0
IRQ	603	0	0	12	39	6	156	0	0	3	8	0
JOR	0	0	0	0	0	0	0	0	0	0	0	0
KUW	0	0	0	0	0	0	0	0	0	0	0	0
LEB	24	0	0	0	3	0	0	0	0	0	0	0
LIB	6	0	0	0	3	0	0	0	0	0	0	0
MOR	85	0	0	3	1	30	8	0	0	0	0	4
OMA	78	0	0	2	28	0	51	0	0	2	6	1
PAK	5497	26	9	248	959	0	3881	19	7	311	599	150
PAL	0	0	0	0	0	0	0	0	0	0	0	0
QAT	0	0	0	0	0	0	0	0	0	0	0	0
SAA	44	0	0	0	0	0	17	0	0	0	0	5
SOM	1081	0	1	45	141	5	872	0	4	16	114	25
SUD	402	0	0	1	31	90	270	0	11	0	4	205
SYR	813	0	0	23	36	0	266	0	0	11	10	7
TUN	27	0	0	0	2	0	5	0	0	0	0	1
UAE	0	0	0	0	0	0	0	0	0	0	0	0
YEM	423	0	2	6	68	5	184	0	0	0	23	46
<b>EMR</b>	<b>10936</b>	<b>34</b>	<b>12</b>	<b>400</b>	<b>1577</b>	<b>136</b>	<b>6956</b>	<b>33</b>	<b>45</b>	<b>385</b>	<b>957</b>	<b>589</b>

Table 4 (B): Most recent wild contacts in EMRO, 2019-2020

Year	Country	Data	
		Count of wild contacts	Date of Most Recent stool collection
2020	Afghanistan	14	26/Jul/20
	Pakistan	19	4/Sep/20
<b>2020 Total</b>		<b>33</b>	<b>4/Sep/20</b>
2019	Afghanistan	8	17/Aug/19
	Pakistan	26	26/Dec/19
<b>2019 Total</b>		<b>34</b>	<b>26/Dec/19</b>

Table 4 (C): Number of distribution by district of -ve index AFP cases identified as wild positive by contact in EMR, 2019-2020

YEAR	COUNTRY	PROVINCE	DISTRICT	COUNT	First case	Last case
2020	AFG	KANDAHAR	NESH	1	23-May-20	23-May-20
			HILMAND	1	04-Jan-20	04-Jan-20
			NIMROZ	1	28-Feb-20	28-Feb-20
			FARAH	1	06-May-20	06-May-20
			PAK	1	01-Sep-20	01-Sep-20
	PAK	BALOCHISTAN	KSAIFULLAH	1	01-Sep-20	01-Sep-20
2019	AFG	HILMAND	LAHORE	1	24-Jul-20	24-Jul-20
			PUNJAB	1	24-Jul-20	24-Jul-20
	PAK	SINDH	DG KHAN	2	18-Jan-20	05-Jul-20
			KARAK	1	20-Jan-20	20-Jan-20
			JACOBABAD	2	07-Feb-20	14-Jul-20
			URUZGAN	1	02-Aug-19	02-Aug-19
			MUSAQALAH	1	05-Jun-19	05-Jun-19
			SANGIN	1	06-Mar-19	06-Mar-19
			PUNJAB	2	2-Dec-19	10-Dec-19
			KHIORANGI	1	28-Aug-19	28-Aug-19
			SUJAWAL	1	25-Sep-19	25-Sep-19
			JAMSHORO	1	09-Oct-19	09-Oct-19
			T. ALLAHYAR	1	10-Nov-19	10-Nov-19
			KAMBAR	1	02-Nov-19	02-Nov-19
			MIRPURKHAS	2	01-Dec-19	18-Dec-19
			LARKANA	1	24-Dec-19	24-Dec-19
	JACOBABAD	1	19-Dec-19	19-Dec-19		
	BALOCHSITAN	MASTUNG	1	18-Nov-19	18-Nov-19	
	KILLABDULLAH	2	2-Jul-19	19-Nov-19		
	BANNU	1	13-Nov-19	13-Nov-19		
SWABI	1	17-Nov-19	17-Nov-19			
TANK	1	30-Oct-19	30-Oct-19			
LAKKIMRWAT	3	27-May-19	04-Oct-19			
TORGHAR	1	25-May-19	25-May-19			
<b>2019 Total</b>				<b>24</b>	<b>06-Mar-19</b>	<b>24-Dec-19</b>

Table 5: Laboratory investigation of AFP cases with paralysis onset in 2020 up to Week (45/2020) / Ending on : (08/11/2020)

Country	Polio laboratories  ITD / Nucleotide Sequencing (Nucleotide Sequencing performed by EGY, PAK, TUN, CDC and RIVM laboratories)	AFP cases with specimens	Preliminary virus isolation results of AFP cases						Poliovirus intratypic differentiation results #									Indicators				Latest report Date				
			Referred for ITD		NPEV only	Negative	Pending		Type 1			Type 2			Type 3			Discordant pending sequence	NPEV by PCR	Non-EV	Pending ITD		% specimens positive for NPEV*	% AFP cases with culture results within 14 days	% AFP cases with ITD results within 7 days	% AFP cases with ITD results within 45 days of onset**
			L20B+	L20B+/NPEV			received < / = 14 days	received > 14 days ago	Wild	Sabin	VDPV	Wild	Sabin	VDPV	Wild	Sabin	VDPV									
Afghanistan	RRL Pakistan	3206	372	20	488	2172	154		50	86			29	110 #		79	1		2		78	15%	93%	100%	97%	08/11/2020
Bahrain	NPL Oman / CDC	10			1	9																9%	100%		0%	02/11/2020
Djibouti	NPL Kenya / CDC	4						4																		01/11/2020
Egypt***	RRL Egypt	783	21	12	84	610	46	10		9					13			9	3		10%	95%	100%	99%	05/11/2020	
Iran	NPL Iran / CDC	495	6		5	471	13			3					4						1%	100%	100%	100%	07/11/2020	
Iraq	RRL Egypt	369	1		30	315	19	4	1	1											8%	95%	67%	97%	06/11/2020	
Jordan	NPL Jordan / RRL EGYPT	31			5	26															16%	100%		100%	05/11/2020	
Kuwait	RRL Kuwait / RIVM	31				27	2	2													1%	81%		93%	05/11/2020	
Lebanon	NPL Jordan / RRL EGYPT	38			5	33															12%	97%		100%	05/11/2020	
Libya	RRL Tunisia / RIVM	65	4			61									3	1					0%	100%	100%	65%	15/09/2020	
Morocco	NPL Morocco / RRL Tunisia	65			1	58		6													1%	100%		98%	06/11/2020	
Oman	NPL Oman / CDC	17			2	14	1														12%	100%		100%	02/11/2020	
Pakistan	RRL Pakistan	9497	744	45	1363	6999	322	22	73	153			283	86		241		1	5	2	40	13%	94%	99%	97%	08/11/2020
Palestine & UNRWA		11				11															0%	36%		100%	01/11/2020	
Qatar	NPL Oman / CDC	2				2															0%	100%		100%	02/11/2020	
Saudi Arabia	NPL Saudi Arabia / CDC	131	1			124	6								1						0%	100%	100%	100%	08/11/2020	
Somalia	NPL Kenya / CDC	317	20	5	48	232	3	8		3	1			10		14					17%	5%		97%	08/11/2020	
Sudan	NPL Sudan / RRL Egypt	541	42		64	370		66		2			20	36		1					14%	99%	100%	50%	05/11/2020	
Syria	NPL Syria / RRL Egypt	279	12	1	12	246	4	4													4%	100%			07/11/2020	
Tunisia	RRL Tunisia	21				20		1													0%	100%		95%	15/09/2020	
U.A.E	NPL Oman / CDC	16				16															0%	100%		50%	02/11/2020	
Yemen	NPL Kenya / CDC	186	24		42	108	12			2	17					5			1		25%	96%	21%	0%	07/11/2020	
<b>Total EMR 2020</b>		16115	1247	83	2150	11924	582	127	124	259	18		332	242		361	2	1	16	6	118	13%	92%	98%	96%	
<b>Total EMR 2019</b>		24920	1057	100	3669	20059		23	152	576	1		46	25		629	1	3	21	6		13%	95%	99%	96%	

\* Specimens from all sources including non-AFP cases, excluding environmental samples

\*\* This indicator reflects surveillance and laboratory activities

# Advance notification of 15 new cVDPV2 cases from Afghanistan reported from Kabul, Hilmand, Laghman, Paktika, Nangarhar, Khost and Kandahar provinces, with dates of onset within August and September 2020 - Lab data details will be included in next week bulletin

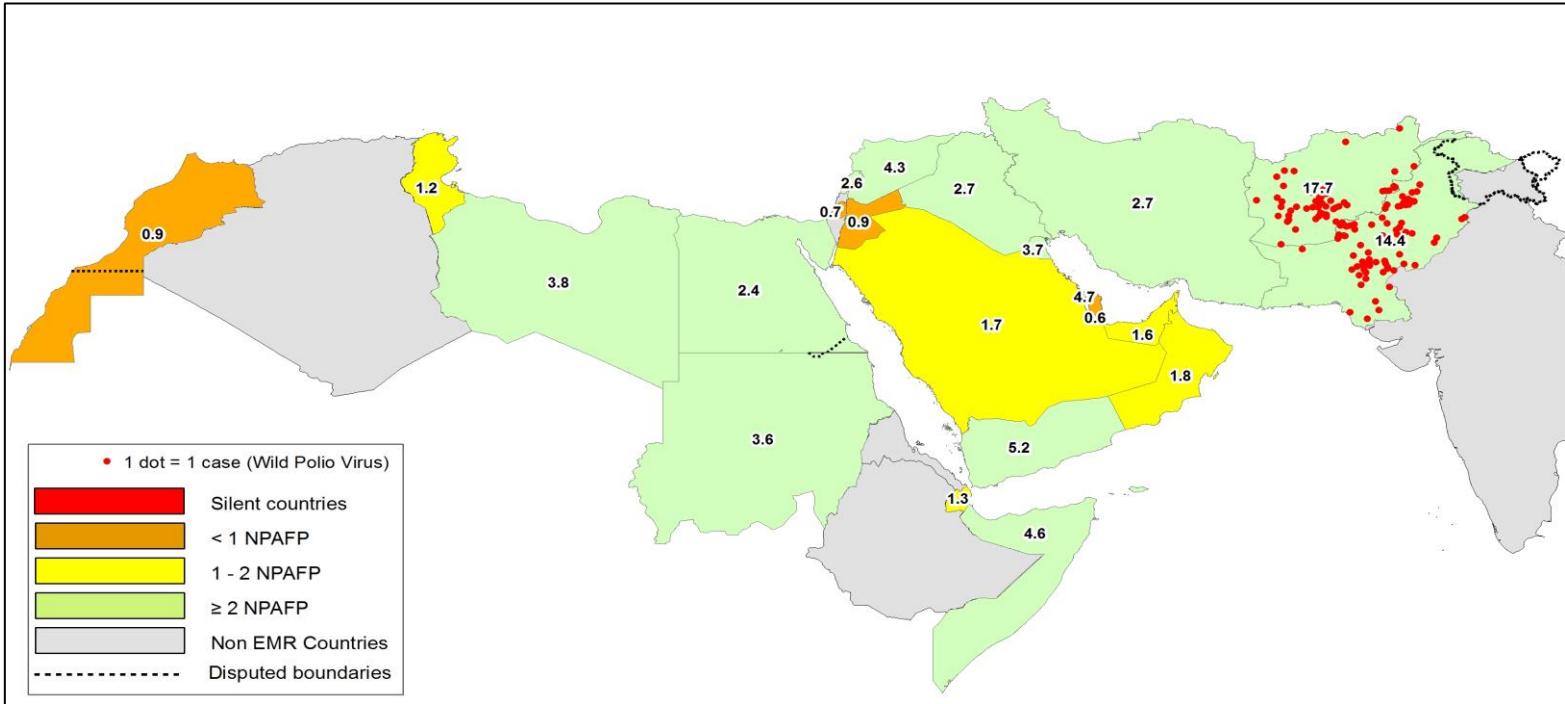
Table 6: Environmental isolate by year and type

COUNTRY	LAB RESULTS	2016	2017	2018	2019	2020
AFG	Wild	2	42	83	56	29
	Wild+cVDPV2					4
	cVDPV2					100
	EV/SL	177	265	248	200	146
	Negative	6	9	5	3	3
AFG Total		185	316	336	259	331
EGY	aVDPV2					1
	EV/SL	492	481	508	666	400
	Negative	36	41	32	34	31
	Pending					21
	aVDPV3					1
	aVDPV1					1
EGY Total		528	522	540	700	456
IRN	Wild				3	
	VDPV2					1
	EV/SL		5	51	65	29
	Negative		1	3	3	1
	Pending					1
IRN Total			6	54	71	32
JOR	EV/SL	2	29	36	36	17
	Negative		2			1
	Pending					3
	JOR Total	2	31	36	36	21
KUW	EV/SL			3	3	
	Negative				8	
	KUW Total			3	11	
LEB	EV/SL	2	26	44	44	14
	Negative	2	1	1	3	2
	LEB Total	4	27	45	47	19
PAK	Wild	59	105	139	367	321
	Wild+cVDPV2	2			10	56
	Wild+aVDPV2	1	1		2	4
	cVDPV2	2			29	15
	aVDPV2	3	4			5
	EV/SL	456	523	531	420	236
	Negative	6		3	4	4
	Pending					56
PAK Total	529	633	673	832	697	
SOM	cVDPV2		2	18	5	25
	cVDPV3			11		
	aVDPV2			2	1	
	cVDPV2+cVDPV3				1	
	EV/SL		20	43	28	13
	Negative		14	138	29	26
SOM Total		36	213	63	65	
SUD	cVDPV2					8
	EV/SL			15	42	12
	Negative				1	2
	Pending				17	18
SUD Total			15	60	40	
SYR	EV/SL		4	81	155	143
	Negative			21	30	16
	Pending					10
SYR Total			4	102	185	169
<b>TOTAL</b>		<b>1248</b>	<b>1575</b>	<b>2017</b>	<b>2264</b>	<b>1830</b>

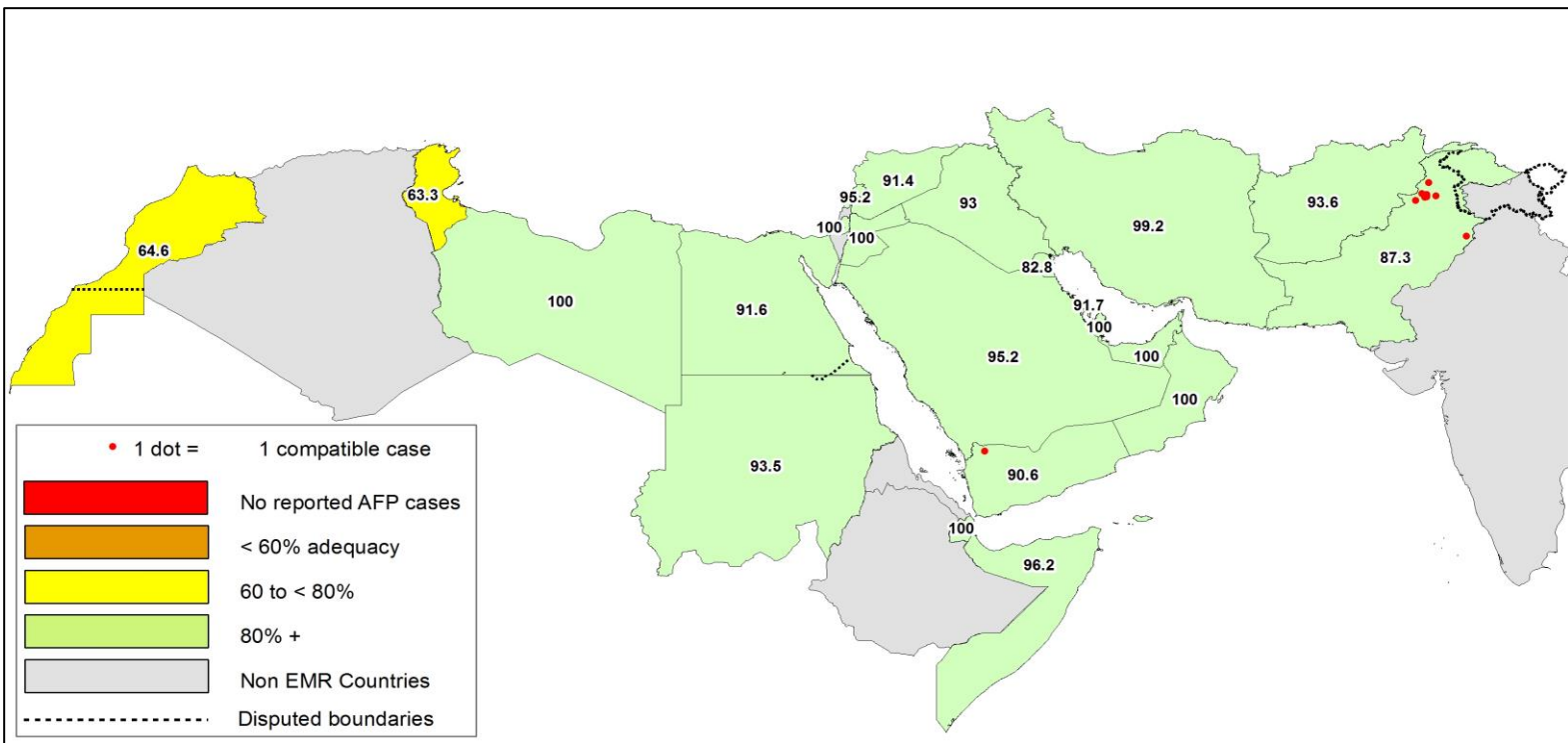
Table 7: Environmental Wild/VPV isolate by site 2019-2020

YEAR	COUNTRY	LAB RESULTS	PROVINCE	Count	First date	Last date	
2019	AFG	Wild	HILMAND	19	6/Jan/19	25/Dec/19	
			KANDAHAR	24	6/Jan/19	25/Dec/19	
			NANGARHAR	13	26/Jan/19	25/Dec/19	
	AFG Total			56	6/Jan/19	25/Dec/19	
	IRN	Wild	S & B	3	22/Apr/19	20/May/19	
			IRN Total	3	22/Apr/19	20/May/19	
	PAK	Wild	BALOCHISTAN	72	1/Jan/19	20/Dec/19	
			GBALTISTAN	1	9/Dec/19	9/Dec/19	
			ISLAMABAD	3	12/Apr/19	21/Aug/19	
			KPAKHTUNKHWA	40	8/Jan/19	28/Dec/19	
			PUNJAB	97	5/Jan/19	17/Dec/19	
			SINDH	154	2/Jan/19	17/Dec/19	
		Wild+cVDPV2	KPAKHTUNKHWA	1	31/Dec/19	31/Dec/19	
			PUNJAB	5	6/Aug/19	16/Dec/19	
			SINDH	4	7/Oct/19	18/Dec/19	
		cVDPV2	GBALTISTAN	5	24/Aug/19	6/Nov/19	
			ISLAMABAD	1	12/Nov/19	12/Nov/19	
			KPAKHTUNKHWA	10	9/Oct/19	28/Dec/19	
			PUNJAB	12	11/Apr/19	18/Dec/19	
	SINDH	1	19/Dec/19	19/Dec/19			
PAK Total			406	1/Jan/19	31/Dec/19		
SOM	cVDPV2	BANADIR	5	10/Nov/19	22/Dec/19		
		aVDPV2	1	3/Feb/19	3/Feb/19		
SOM Total			6	3/Feb/19	22/Dec/19		
2019 Total			471	1/Jan/19	31/Dec/19		
2020	AFG	Wild	HILMAND	10	1/Jan/20	24/Aug/20	
			HIRAT	4	26/Apr/20	23/Aug/20	
			KABUL	1	26/Sep/20	26/Sep/20	
			KANDAHAR	11	28/Jan/20	27/Sep/20	
			KHOST	1	25/Apr/20	25/Apr/20	
			NANGARHAR	2	26/Jan/20	6/Oct/20	
			Wild+cVDPV2	HILMAND	1	6/Sep/20	6/Sep/20
			KANDAHAR	1	9/Jul/20	9/Jul/20	
			NANGARHAR	2	8/Jan/20	25/Jul/20	
			cVDPV2	HILMAND	9	27/May/20	6/Sep/20
				KABUL	14	26/Apr/20	5/Sep/20
				KANDAHAR	14	9/Jul/20	6/Sep/20
				KHOST	3	24/Jun/20	23/Aug/20
				KUNAR	4	6/Jun/20	4/Aug/20
				KUNDUZ	1	23/Aug/20	23/Aug/20
				LAGHMAN	3	24/Jul/20	24/Aug/20
				NANGARHAR	51	7/Jan/20	6/Sep/20
	PAKTYA	1		26/Jul/20	26/Jul/20		
	AFG Total				133	1/Jan/20	6/Oct/20
	EGY	aVDPV2	GIZA	1	21/Sep/20	21/Sep/20	
	EGY Total			1	21/Sep/20	21/Sep/20	
	IRA	VDPV2	S & B	1	3/Oct/20	3/Oct/20	
	IRA Total			1	3/Oct/20	3/Oct/20	
	PAK	Wild	AJK	1	25/Feb/20	25/Feb/20	
			BALOCHISTAN	77	1/Jan/20	20/Oct/20	
			GBALTISTAN	1	12/May/20	12/May/20	
			ISLAMABAD	4	16/Jan/20	12/Oct/20	
			KPAKHTUNKHWA	18	28/Jan/20	12/Oct/20	
			PUNJAB	109	4/Jan/20	19/Oct/20	
			SINDH	111	3/Jan/20	21/Oct/20	
			Wild+cVDPV2	BALOCHISTAN	12	1/Feb/20	28/Sep/20
			KPAKHTUNKHWA	1	11/Mar/20	11/Mar/20	
			PUNJAB	9	4/Jan/20	12/Aug/20	
			SINDH	34	3/Jan/20	15/Sep/20	
		cVDPV2	BALOCHISTAN	2	2/Jun/20	16/Aug/20	
			KPAKHTUNKHWA	4	10/Jan/20	17/Apr/20	
			PUNJAB	2	16/Jan/20	17/Apr/20	
			SINDH	7	8/Jun/20	16/Sep/20	
		aVDPV2	BALOCHISTAN	1	17/Sep/20	17/Sep/20	
			KPAKHTUNKHWA	3	10/Apr/20	17/Sep/20	
PUNJAB			1	4/May/20	4/May/20		
PAK Total				397	1/Jan/20	21/Oct/20	
SOM	cVDPV2	BANADIR	22	5/Jan/20	26/Sep/20		
		BAY	2	19/Jun/20	20/Jun/20		
		LOWER JUBA	1	8/Sep/20	8/Sep/20		
SOM Total			25	5/Jan/20	26/Sep/20		
SUD	cVDPV2	KHARTOUM	8	29/Mar/20	9/Aug/20		
SUD Total			8	29/Mar/20	9/Aug/20		
2020 Total			565	1/Jan/20	21/Oct/20		

**Figure 1: Non Polio AFP Rate and Wild Virus in EMR 01/01/2020 - 08/11/2020**



**Figure 2: Percent of AFP cases with Adequate Samples & Compatible Cases in EMR 01/01/2020 - 08/11/2020**

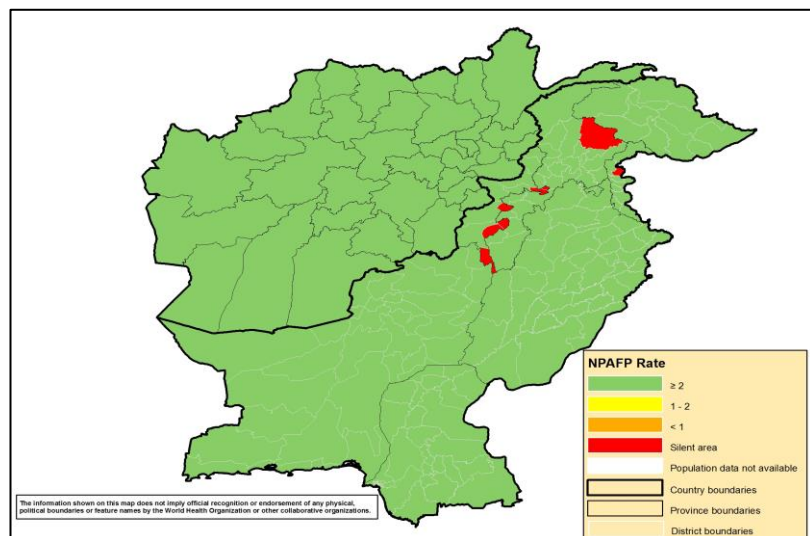


**Table 8: Wild polio cases by country and date of onset of paralysis in EMR, 2019 - 2020**

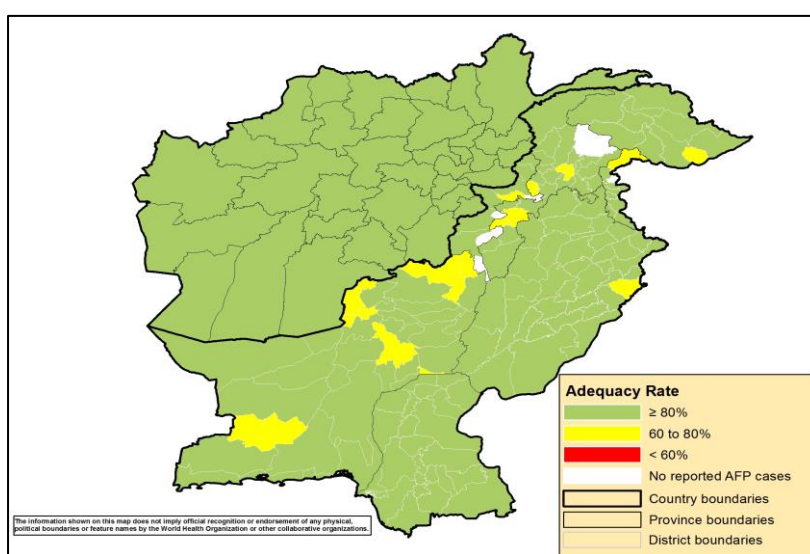
Year	COUNTRY	Count	First Case	Last Case
2020	AFG	53	4-Jan-20	13-Sep-20
	PAK	80	1-Jan-20	4-Oct-20
<b>2020 Total</b>		<b>133</b>	<b>1-Jan-20</b>	<b>4-Oct-20</b>
2019	AFG	29	4-Jan-19	7-Dec-19
	PAK	147	15-Jan-19	31-Dec-19
<b>2019 Total</b>		<b>176</b>	<b>4-Jan-19</b>	<b>31-Dec-19</b>



**Figure 3: Non Polio AFP rate by Province in Afghanistan & by District in Pakistan 01/01/2020 - 08/11/2020**

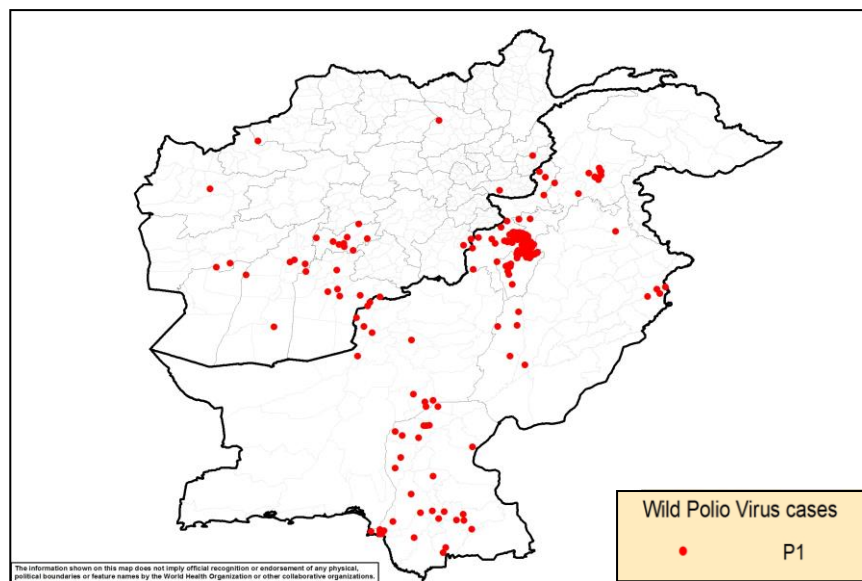


**Figure 4: Percent of AFP cases with Adequate Samples in Afghanistan by Province & Pakistan by District 01/01/2020 - 08/11/2020**

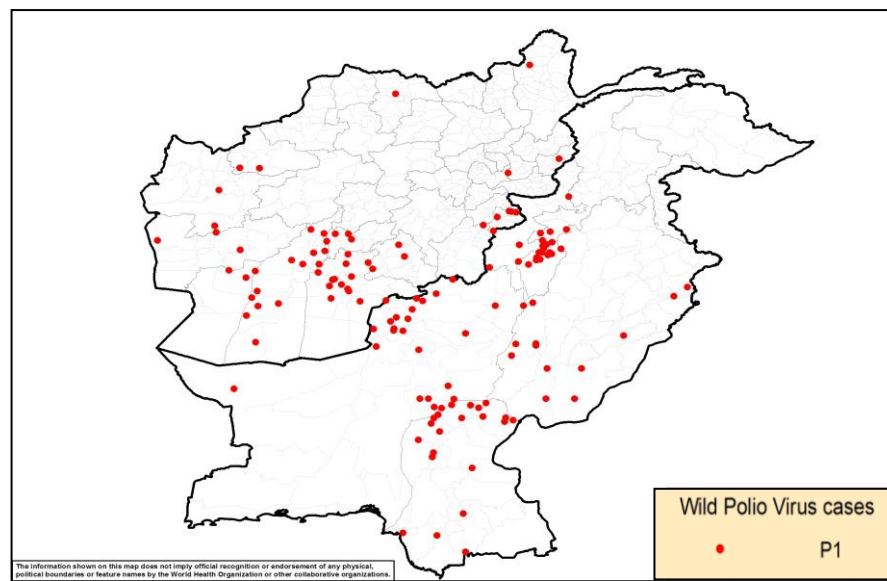


**Figure 5: Wild Virus Cases by Type & District in Afghanistan & Pakistan**

**5(a) 01/01/2019 - 31/12/2019**



**5(b) 01/01/2020 - 08/11/2020**



## World Health Organization – Regional Office for Eastern Mediterranean

## AFP SURVEILLANCE

Week 45, ending 8 November 2020

9-Nov-20

Number 1153

Table 9: Wild Polio cases by district and date of onset of paralysis, Afghanistan 2019-2020

ONSETYR	PROVINCE	DISTRICT	Count	First case	Last case
2020	BALKH	DEHDADI	1	15-Mar-20	15-Mar-20
	HIRAT	PASHTUNZARGHUN	1	29-Jun-20	29-Jun-20
		SHINDAND	1	21-Mar-20	21-Mar-20
	FARAH	BALABULUK	2	11-May-20	17-May-20
		ANARDARA	1	6-May-20	6-May-20
		BAKWA	1	4-Feb-20	4-Feb-20
	BADGHIS	QALA-E-NAW	1	5-Sep-20	5-Sep-20
		QADIS	1	13-May-20	13-May-20
	KUNAR	SHIGAL WA SHEL TAN	1	5-Mar-20	5-Mar-20
	LAGHMAN	MEHTARLAM	1	10-Feb-20	10-Feb-20
	PAKTIKA	NAKA	1	12-Aug-20	12-Aug-20
	KHOST	NADIRSHAHKOT	1	7-Sep-20	7-Sep-20
		BAK	2	3-Sep-20	7-Sep-20
		SABARI	1	8-Aug-20	8-Aug-20
		SPERA	1	1-Aug-20	1-Aug-20
	KANDAHAR	KANDAHAR	3	22-Jun-20	13-Sep-20
		ZHERAY	3	20-Jul-20	24-Aug-20
		SPINBOLDAK	1	25-Jul-20	25-Jul-20
		PANJWAYI	1	10-Jun-20	10-Jun-20
		SHAHWALIKOT	3	4-Mar-20	6-Jun-20
		NESH	1	23-May-20	23-May-20
		GHORAK	1	19-Mar-20	19-Mar-20
	ZABUL	QALAT	1	6-Aug-20	6-Aug-20
		ARGHANDAB (Z)	1	14-Jul-20	14-Jul-20
		MIZAN	1	21-Jan-20	21-Jan-20
	HILMAND	BAGHRAN	2	16-Jul-20	4-Sep-20
		KAJAKI	2	10-Jun-20	27-Jul-20
		WASHER	2	4-Jan-20	13-Jun-20
		REG	4	25-May-20	3-Jun-20
		DEH-E-SHU	1	27-May-20	27-May-20
		NAWZAD	1	11-May-20	11-May-20
		SANGIN	1	7-May-20	7-May-20
NAD-E-ALI		1	1-May-20	1-May-20	
URUZGAN	SHAHID-E-HASSAS	3	14-Jun-20	12-Jul-20	
	TIRINKOT	1	28-May-20	28-May-20	
NIMROZ	KHASHROD	1	28-Feb-20	28-Feb-20	
BADAKHSHAN	YAWAN	1	10-Mar-20	10-Mar-20	
<b>2020 Total</b>			<b>53</b>	<b>4-Jan-20</b>	<b>13-Sep-20</b>
2019	HIRAT	PASHTUNZARGHUN	1	19-Nov-19	19-Nov-19
	FARAH	BAKWA	2	14-Nov-19	25-Nov-19
	BADGHIS	BALAMURGHAB	1	17-Oct-19	17-Oct-19
	NANGARHAR	KHOGYANI	1	18-Sep-19	18-Sep-19
	KUNAR	WATAPUR	1	8-May-19	8-May-19
	PAKTIKA	BERMEL	2	15-Sep-19	28-Sep-19
	KANDAHAR	SHAHWALIKOT	1	7-Dec-19	7-Dec-19
		SPINBOLDAK	2	4-Jan-19	22-Nov-19
		KANDAHAR	2	17-Aug-19	10-Nov-19
		GHORAK	1	12-Jan-19	12-Jan-19
	HILMAND	GARMSER	1	26-May-19	26-May-19
		MUSAQALAH	1	5-May-19	5-May-19
		NAWZAD	1	3-Apr-19	3-Apr-19
		WASHER	1	23-Mar-19	23-Mar-19
		SANGIN	1	6-Mar-19	6-Mar-19
	URUZGAN	KHASURUZGAN	1	2-Nov-19	2-Nov-19
TIRINKOT		4	19-May-19	2-Aug-19	
CHORA		3	20-Mar-19	23-Jul-19	
SHAHID-E-HASSAS		1	25-Feb-19	25-Feb-19	
BAGHLAN	PUL-E- KHUMRI	1	14-Nov-19	14-Nov-19	
<b>2019 Total</b>			<b>29</b>	<b>4-Jan-19</b>	<b>7-Dec-19</b>

## World Health Organization – Regional Office for Eastern Mediterranean

## AFP SURVEILLANCE

Week 45, ending 8 November 2020

9-Nov-20

Number 1153

Table 10: Wild Polio cases by district and date of onset of paralysis, Pakistan 2019-2020

ONSETYR	PROVINCE	DISTRICT	Count	First case	Last case	
<b>2020</b>	KHYBER PAKHTUNKHWA	PESHAWAR	1	13-Jul-20	13-Jul-20	
		WAZIR-S	2	21-Feb-20	8-Jun-20	
		BANNU	1	27-Apr-20	27-Apr-20	
		TANK	4	11-Jan-20	15-Mar-20	
		KARAK	2	20-Jan-20	13-Mar-20	
		LAKKIMRWT	12	2-Jan-20	9-Mar-20	
	BALOCHISTAN	PISHIN	6	31-Jan-20	3-Oct-20	
		QUETTA	4	17-Jul-20	15-Sep-20	
		KSAIFULAH	1	1-Sep-20	1-Sep-20	
		KABDULAH	2	11-May-20	29-Jun-20	
		CHAGHAI	1	4-Jun-20	4-Jun-20	
		DUKKI	1	26-May-20	26-May-20	
		JHALMAGSI	1	19-Apr-20	19-Apr-20	
		ZHOB	2	22-Feb-20	13-Apr-20	
		NSIRABAD	2	3-Jan-20	13-Apr-20	
		SOHBATPUR	1	12-Feb-20	12-Feb-20	
		JAFARABAD	1	12-Feb-20	12-Feb-20	
		SIBI	1	7-Feb-20	7-Feb-20	
		PUNJAB	MUZFARGARH	1	4-Oct-20	4-Oct-20
	VEHARI		1	16-Sep-20	16-Sep-20	
	DGKHAN		5	18-Jan-20	14-Sep-20	
	BAHAWALPUR		2	17-Aug-20	5-Sep-20	
	RYKHAN		1	1-Sep-20	1-Sep-20	
	LAHORE		2	12-Jun-20	24-Jul-20	
	RAJANPUR		1	2-Jun-20	2-Jun-20	
	SINDH	JACOBABAD	4	7-Feb-20	14-Jul-20	
		GHOTKI	4	2-Mar-20	9-Jul-20	
		KHILANDHI	1	9-Jun-20	9-Jun-20	
		LARKANA	1	21-May-20	21-May-20	
		KAMBAR	3	8-Jan-20	11-Apr-20	
		KHAIRPUR	1	27-Mar-20	27-Mar-20	
		NFEROZ	2	8-Feb-20	22-Feb-20	
		SHIKARPUR	1	11-Feb-20	11-Feb-20	
		KASHMORE	2	16-Jan-20	3-Feb-20	
		SUJAWAL	1	7-Jan-20	7-Jan-20	
		T.ALLAHYAR	1	7-Jan-20	7-Jan-20	
	BADIN	1	1-Jan-20	1-Jan-20		
	<b>2020 Total</b>			<b>80</b>	<b>1-Jan-20</b>	<b>4-Oct-20</b>
	<b>2019</b>	KHYBER PAKHTUNKHWA	LAKKIMRWT	32	27-May-19	31-Dec-19
			DIKHAN	4	5-May-19	21-Dec-19
			MOHMAND	1	20-Dec-19	20-Dec-19
			TANK	6	11-Oct-19	18-Dec-19
			BANNU	26	15-Jan-19	30-Nov-19
			SWABI	1	17-Nov-19	17-Nov-19
			WAZIR-N	9	4-Apr-19	10-Oct-19
			TORGHAR	7	25-May-19	13-Sep-19
			WAZIR-S	1	20-Aug-19	20-Aug-19
HANGU			2	20-Jan-19	28-Jul-19	
CHARSADA			1	21-Jul-19	21-Jul-19	
SHANGLA			1	18-May-19	18-May-19	
KHYBER			1	14-Feb-19	14-Feb-19	
BAJOUR			1	18-Jan-19	18-Jan-19	
BALOCHISTAN			KABDULAH	5	9-Jun-19	31-Dec-19
			JAFARABAD	3	28-May-19	18-Dec-19
			NSIRABAD	1	5-Dec-19	5-Dec-19
			MASTUNG	1	18-Nov-19	18-Nov-19
			HARNAI	1	27-Sep-19	27-Sep-19
		QUETTA	1	6-Jul-19	6-Jul-19	
		LAHORE	5	20-Jan-19	28-Dec-19	
PUNJAB		DGKHAN	4	2-Dec-19	25-Dec-19	
		OKARA	1	8-Dec-19	8-Dec-19	
		MUZFARGARH	1	26-Nov-19	26-Nov-19	
		JHELUM	1	21-Jun-19	21-Jun-19	
SINDH		THATTA	1	26-Dec-19	26-Dec-19	
		DADU	2	6-Dec-19	26-Dec-19	
		LARKANA	3	17-Apr-19	24-Dec-19	
		JAMSHORO	3	23-Aug-19	22-Dec-19	
		JACOBABAD	1	19-Dec-19	19-Dec-19	
		MIRPURKHAS	4	17-Nov-19	18-Dec-19	
		KAMBAR	3	2-Nov-19	14-Dec-19	
		BADIN	1	28-Nov-19	28-Nov-19	
		T.ALLAHYAR	1	10-Nov-19	10-Nov-19	
		KHIKAMARI	1	29-Oct-19	29-Oct-19	
		SUKKUR	1	27-Oct-19	27-Oct-19	
		KHIJAMSHEED	1	24-Oct-19	24-Oct-19	
		SBENAZIRABAD	1	19-Oct-19	19-Oct-19	
		SUJAWAL	1	25-Sep-19	25-Sep-19	
		KHIORANGI	2	20-Aug-19	26-Aug-19	
HYDERABAD		2	20-Jul-19	5-Aug-19		
KHIGIQBAL		1	29-Apr-19	29-Apr-19		
KHILAYARI		1	25-Feb-19	25-Feb-19		
<b>2019 Total</b>				<b>147</b>	<b>15-Jan-19</b>	<b>31-Dec-19</b>

World Health Organization – Regional Office for Eastern Mediterranean

AFP SURVEILLANCE

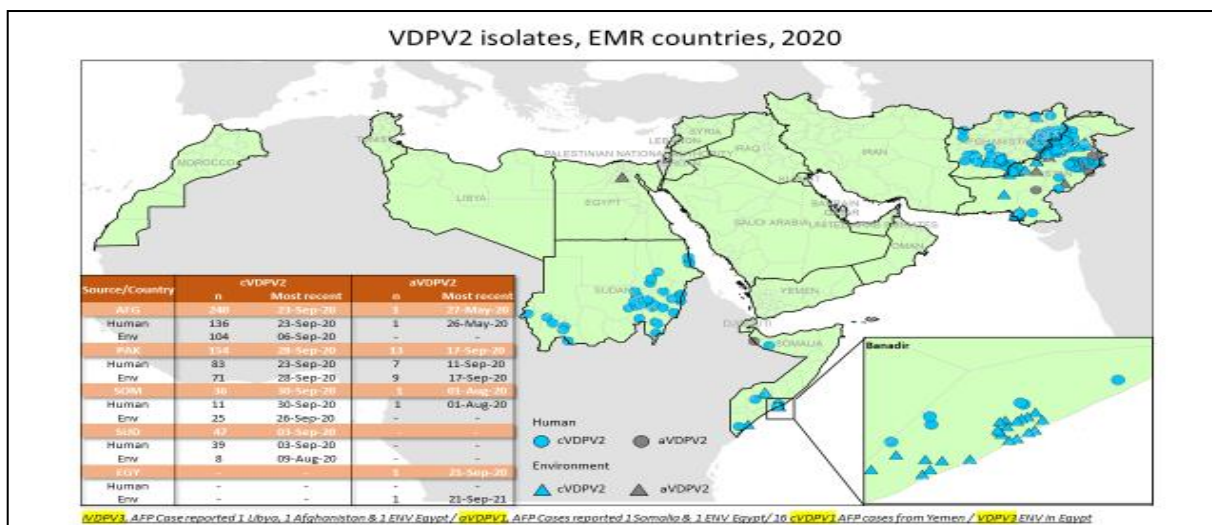
9-Nov-20

Week 45, ending 8 November 2020

Number 1153

**Table 11: Circulating VDPV2 cases and date of onset of paralysis in EMR countries by provinces 2019-2020**

YEAR	COUNTRY	PROVINCE	Count	First Case	Last Case	
2020	SOM	LOWER JUBA	1	29-Aug-20	29-Aug-20	
		GALBEED	1	29-Sep-20	29-Sep-20	
		MIDDLE SHABELLE	1	17-Jul-20	17-Jul-20	
		BAY	1	3-Sep-20	3-Sep-20	
		BANADIR	7	18-Jun-20	30-Sep-20	
	SUD	SOUTH DARFUR	2	7-Mar-20	29-Apr-20	
		EAST DARFUR	3	12-May-20	24-Jul-20	
		KHARTOUM	2	15-Jul-20	3-Aug-20	
		KASSALA	8	28-Jul-20	2-Sep-20	
		GEZIRA	4	9-Jul-20	28-Aug-20	
		RIVER NILE	3	29-Jun-20	18-Aug-20	
		RED SEA	5	29-Apr-20	16-Aug-20	
		WEST DARFUR	1	19-May-20	19-May-20	
		BLUE NILE	3	7-Aug-20	3-Sep-20	
		NORTH KORDOFAN	1	29-Aug-20	29-Aug-20	
		SENNAR	1	16-Aug-20	16-Aug-20	
		WHITE NILE	3	15-Jun-20	22-Aug-20	
		GEDARIF	3	1-Apr-20	1-Aug-20	
		AFG	FARAH	5	1-Jun-20	30-Aug-20
	HIRAT		2	10-Aug-20	15-Aug-20	
	LOGAR		2	20-Aug-20	10-Sep-20	
	KANDAHAR		25	4-Aug-20	19-Sep-20	
	HILMAND		3	1-Aug-20	8-Sep-20	
	JAWZIAN		1	4-Aug-20	4-Aug-20	
	KABUL		6	6-Jul-20	9-Sep-20	
	NURISTAN		2	21-Jun-20	13-Jul-20	
	NIMROZ		3	6-Jul-20	8-Aug-20	
	KHOST		9	5-Jul-20	11-Sep-20	
	PAKTYA		4	18-Jun-20	5-Sep-20	
	KUNDUZ		1	28-Aug-20	28-Aug-20	
	PAKTIKA		3	25-Aug-20	18-Sep-20	
	GHAZNI		1	29-Aug-20	29-Aug-20	
	BADAKHSAN		1	23-Apr-20	23-Apr-20	
	LAGHMAN		14	20-May-20	23-Sep-20	
	PARWAN		1	4-Sep-20	4-Sep-20	
	PAK	KUNAR	8	6-Apr-20	11-Jul-20	
		NANGARHAR	45	5-Feb-20	21-Sep-20	
		SINDH	22	2-May-20	20-Sep-20	
		BALUCHISTAN	2	29-Feb-20	19-Aug-20	
	2019	PAK	PUNJAB	1	22-Nov-19	22-Nov-19
			KHYBER PAKHTUNKHWA	16	4-Sep-19	28-Dec-19
			ISLAMABAD	1	11-Sep-19	11-Sep-19
GILGIT BALTISTAN			4	7-Jul-19	28-Aug-19	
SOM		BARI	1	8-May-19	8-May-19	
	TOGDHER	1	21-Apr-19	21-Apr-19		
2019	SOM	SOOL	1	15-Mar-19	15-Mar-19	
		<b>Total 2019</b>	<b>25</b>	<b>15-Mar-19</b>	<b>28-Dec-19</b>	
<b>Total 2020</b>			<b>269</b>	<b>2-Jan-20</b>	<b>30-Sep-20</b>	



A new positive VDPV2 environmental sample was reported from Iran, from S & B province, with collection date 3 October 2020 - classification type still awaited