

## Highlights of Polio Fax Bulletin No. 1165 for Week 04 2021

### I. Salient features this week

1. Polio eradication teams at the Regional and Country levels continue to contribute to the COVID19 Response, particularly in areas of surveillance (field and laboratory), data analysis, communications and coordination.
2. The first wild poliovirus type-1 (WPV1) case with onset of paralysis in 2021 is reported. The case is from Afghanistan's areas having protracted access issue to vaccination teams. This is based on the last testing results of AFP samples.
3. The first circulating vaccine derived poliovirus type-2 (cVDPV2) case with onset in 2021 is reported. The case is from Pakistan. Additionally, 21 new cVDPV2 cases of 2020 (Afghanistan 14 and Pakistan 7).
4. No new cVDPV1 cases. The solitary cVDPV1 outbreak in the world is in Yemen comprising 28 cases in 2020.

*Advance notification: 34 new cVDPV2 from Afghanistan with onset in 2020 – details will be shared in the next bulletin.*

### II. Wild Poliovirus Type-1 (WPV1) Transmission

WPV1 transmission continues globally in only EMR in two polio-endemic countries, Pakistan and Afghanistan.

As of week 04 of 2021, one new WPV1 case was reported. This compares with 20 cases in 2020 (Afghanistan - 2 and Pakistan - 18) in the same period.

- a. *Human samples:* One new WPV1 case reported from Afghanistan in 2021 this week.

#### Afghanistan

The new WPV1 case is from Andar district, 6 province, with date of onset 1 January 2021. The case is an 18-month old male child. The child reportedly received 3 OPV doses (Routine 2; SIAs 1). Case is reportedly from an inaccessible area since October 2018 in South Eastern Region of the country.

In 2021, **1 WPV1** case has been reported so far from Southeast Region with onset of paralysis **1 January 2021**.

In 2020, **56 WPV1 cases** have been reported: 38 cases from South Region; 8 from West Region; 6 from Southeast Region; 2 from East Region; and one each from North and Badakhshan Regions. **The most recent case has onset of paralysis on 19 October 2020.**

Pakistan: No new wild poliovirus cases reported this week.

In 2020, **84 WPV1** cases are reported, 26 from Balochistan province, 22 cases each from Khyber Pakhtunkhwa (KP) and Sindh provinces, and 14 from Punjab. **The most recent case has onset of paralysis on 23 November 2020.**

- b. *Environmental samples:* 3 new WPV1 positive environmental samples from Pakistan in 2021 reported this week.
  - **Afghanistan:** In 2020, there are **35** WPV1 positive environmental samples including seven combined (WPV1 and cVDPV2) with most recent sample collected on 6 December 2020.
  - **Pakistan:** In 2021, there are **15** WPV1 positive environmental samples with most recent sample collected on 13 January 2021.

In 2020, there are **434** WPV1 positive environmental samples including 87 mixture of WPV1 and cVDPV2 and 4 mixtures of WPV1 and aVDPV2. Most recent positive sample collected on 28 December 2020.

### III. Vaccine Derived Polioviruses (VDPVs): One new cVDPV2 case reported in 2021 from Pakistan and 21 new cVDPV2 cases (Afghanistan – 14 and Pakistan – 7) reported in 2020.

In 2021, one cVDPV2 case was reported from Pakistan while in 2020, a total number of 28 cVDPV1 cases reported from Yemen and a total number of 474 (269 from Afghanistan, 135 from Pakistan, 14 from Somalia and 56 from Sudan). This compares with 1 cVDPV1 case in Yemen and 25 cVDPV2 cases (22 from Pakistan and 3 from Somalia) in 2019 in the same period.

1. **Outbreaks:** *Five countries have VDPVs outbreaks, four with cVDPV2 and one with cVDPV1.*

Afghanistan: 14 new cVDPV2 cases in 2020 reported this week and 2 new positive environmental samples in 2020 were reported.

The newly reported 14 cVDPV2 cases include: 7 from South Region (Hilmand – 5, Uruzgan – 1 & Kandahar – 1); 5 from West Region (Farah – 2, Badghis – 2 & Ghor – 1); 1 each from Central Region (Wardak province) and Southeast Region (Ghazni province). Dates of onset vary between 18 October to 18 December 2020.

In 2020 to date, there are **269 cVDPV2** cases; 122 from South Region, 70 reported from East Region, 29 from Southeast Region, 20 from West Region, 17 from Central Region, 6 from North Region and 4 from Northeast Region, 1 from Badakhshan Region. **The most recent case has onset on 18 December 2020.**

**Environment:** In 2020 to date, 169 cVDPV2 positive environmental samples including 7 mixture of WPV1 and cVDPV2 were reported. **The most recent cVDPV2 positive environmental sample was collected on 26 December 2020.** Also, there are 2 aVDPV2 isolates detected in environment (date collected 26/12/2020).

**Pakistan:** One new cVDPV2 case in 2021 and seven cases in 2020 and 4 environmental samples in 2020 were reported this week.

The newly 2021 case reported is from Balochistan province (Kila Saifullah district) with onset on 3 January 2021. While the 7 newly reported cVDPV2 cases in 2020 are from: 5 from Balochistan province (2 each from Lasbella and Kila Abdullah districts and 1 from Quetta district) and 2 from Sindh province (1 each from Karachi Baldia town and Khairpur district). Dates of onset vary between 19 September to 24 December 2020.

In 2021, there is **1** cVDPV2 case reported from Balochistan province with **onset on 3 January 2021** while in 2020, there are **135** cVDPV2 cases reported: 45 from Sindh province, 42 from KP province, 25 from Punjab province and 23 from Balochistan province, with **most recent case's onset on 24 December 2020.** In addition to 7 aVDPV2 cases, 6 from Punjab province and 1 from Sindh province, with most recent case's onset on 11 September 2020.

**Environment:** In 2020, there are **128** positive environmental samples for cVDPV2 so far (including 87 mixture of WPV1 and cVDPV2), the **most recent sample collected on 28 December 2020.** Also, there are 21 aVDPV2 isolates detected in the environment samples, which include four combined (WPV1 + aVDPV2). The most recent aVDPV2 positive environmental sample was collected on 30 December 2020.

**SOMALIA:** No new VDPV cases or positive environmental samples reported this week.

In 2020 to date, **14** cVDPV2 cases reported, 7 from Banadir province, 2 from Bay and 1 each from Lower Juba, Middle Shabelle, Galbeed, Hiran and Awdal provinces, with **most recent date of onset 25 October 2020.**

Also, there are **26** cVDPV2 positive environmental samples reported, the most recent collected on 24 October 2020.

**SUDAN:** No new VDPV cases or positive environmental samples reported this week.

In 2020 to date, **56** cVDPV2 cases reported. **The most recent case has onset of paralysis on 2 December 2020.** A total of **11** environmental samples have been positive for cVDPV2 so far, all from Khartoum with most recent collection on 6 September 2020.

**YEMEN:** No new VDPV cases reported this week.

In 2020 to date, **28** cVDPV1 cases are reported. 27 cases are from Saadah province and 1 case from Sana'a City province. **The most recent case has onset of paralysis on 6 August 2020.**

2. **VDPV Events:** There are two countries currently having VDPV Event due to VDPV2. Response per WHO's SOPs are ongoing.

**Egypt:** In 2020, an aVDPV2 positive environmental sample from Giza province (Al Eshreen site) was collected on 21 September 2020 and a new VDPV2 positive environmental sample from Alexandria province (Gharab site) was collected on **10 January 2021.** Both isolates are under investigation to determine the appropriate response. The isolates are genetically related with earlier virus seen in Sudan consequent to importation from Chad. Discussions are underway to conduct a type-2 containing oral polio vaccine response given the increasing risk for cVDPV2 transmission.

**Iran:** In 2020, Iran reported 3 VDPV2 positive environmental samples, one from Zaboul district (Zaboul site) and two from Zehedan district (Shirabad site), Sistan & Balochistan province. The isolates are genetically related with earlier viruses seen in Afghanistan and Pakistan. Given the risk for multiple importations and local circulation is high and increasing, two mOP2 rounds are scheduled in month of February 2021. **Date of most recent sample collection is 25 December 2020.**

#### IV. Surveillance performance indicators

In 2020, 14 out of 22 member states are meeting the global target of both key surveillance indicators: non polio AFP rate of 2/100,000 children aged below 15 years and percent AFP cases with adequate specimen 80% and above.

- Morocco and Tunisia are missing both indicators as their non-polio AFP rates are 0.8 and 1.3 and their percentage of AFP cases with adequate stool specimens is 68.7%, and 57.9%, respectively.
- Djibouti, Jordan, Oman, Palestine and United Arab Emirates have a non-polio AFP rate of 1.4, 0.8, 1.9, 0.9 and 1.5 respectively.
- Qatar has AFP cases with adequate stool specimens is 33.3%.

## World Health Organization – Regional Office for Eastern Mediterranean

## AFP SURVEILLANCE

1-Feb-21

Week 04, ending 31 January 2021

Number 1165

Table 1: Acute Flaccid Paralysis (AFP) cases by week of onset

Country	Reported AFP cases by week of onset - Week (04/21) / Ending on : 31/01/2021														
	Total AFP 2019	Total AFP 2020	Total AFP to date, 2021	W46 15 Nov 20	W47 22 Nov 20	W48 29 Nov 20	W49 6 Dec 20	W50 13 Dec 20	W51 20 Dec 20	W52 27 Dec 20	W53 03 Jan 21	W01 10 Jan 21	W02 17 Jan 21	W03 24 Jan 21	W04 31 Jan 21
Afghanistan	3768	3968	241	78	65	84	79	67	77	59	69	81	85	35	1
Bahrain	17	15	0	0	1	0	0	1	1	0	0	0	0	0	
Djibouti	5	5	0	0	1	0	0	0	0	0	0	0	0	0	
Egypt	1343	1009	54	20	24	30	24	28	38	9	12	12	13	20	
Iran	1070	618	25	7	7	15	15	19	15	13	25	6	5	0	
Iraq	1157	476	63	10	10	11	20	11	13	11	12	14	23	18	
Jordan ****	113	32	1	0	0	0	0	0	0	0	0	1	0	0	
Kuwait	48	36	2	0	1	0	1	2	1	1	0	2	0	0	
Lebanon ****	87	49	3	0	2	2	0	2	1	0	1	1	0	1	
Libya	107	95	3	2	0	1	3	1	2	0	1	0	1	1	
Morocco	247	83	0	0	0	0	1	0	0						
Oman	30	22	0	1	0	0	0	1	0	1	0	0	0	0	
Pakistan	15218	11890	562	229	214	236	230	195	176	192	180	240	183	56	0
Palestine ****	62	16	0	0	0	1	2	0	1	0	0	0	0	0	
Qatar	9	9	0	1	0	0	0	0	0	0	0	0	0	0	
Saudi Arabia	236	200	14	10	9	10	5	8	8	6	6	5	7	0	0
Somalia	361	375	9	5	6	7	2	7	7	3	2	3	1	4	0
Sudan	608	731	34	15	28	16	14	12	9	14	14	16	6	2	
Syria ****	377	343	11	11	6	3	8	5	3	6	0	3	5	2	1
Tunisia	79	38	2	2	1	1	0	0	0	0	2	0	0	0	
U.A.E	50	19	0	0	0	0	0	0	0	0	0	0	0	0	
Yemen	779	825	33	26	15	25	21	18	16	13	13	13	11	3	
<b>Total EMR</b>	<b>25771</b>	<b>20854</b>	<b>1057</b>	<b>417</b>	<b>390</b>	<b>442</b>	<b>425</b>	<b>377</b>	<b>368</b>	<b>328</b>	<b>337</b>	<b>397</b>	<b>340</b>	<b>142</b>	<b>2</b>

No data = No report received

Table 2: Confirmed polio cases by month of onset

Country	Total year 2019	Total year 2020	31/01		Confirmed polio cases by month of onset											
			2020	2021	February 2020	March 2020	April 2020	May 2020	June 2020	July 2020	August 2020	September 2020	October 2020	November 2020	December 2020	January 2021
Afghanistan	29	56	2	1	3	7	0	12	10	7	6	6	3	0	0	1
Bahrain	0	0	0	0	0	0	0	0	0	0	0	0	0	0	0	
Djibouti	0	0	0	0	0	0	0	0	0	0	0	0	0	0	0	
Egypt	0	0	0	0	0	0	0	0	0	0	0	0	0	0	0	
Iran	0	0	0	0	0	0	0	0	0	0	0	0	0	0	0	
Iraq	0	0	0	0	0	0	0	0	0	0	0	0	0	0	0	
Jordan ****	0	0	0	0	0	0	0	0	0	0	0	0	0	0	0	
Kuwait	0	0	0	0	0	0	0	0	0	0	0	0	0	0	0	
Lebanon ****	0	0	0	0	0	0	0	0	0	0	0	0	0	0	0	
Libya	0	0	0	0	0	0	0	0	0	0	0	0	0	0	0	
Morocco	0	0	0	0	0	0	0	0	0	0	0	0	0	0	0	
Oman	0	0	0	0	0	0	0	0	0	0	0	0	0	0	0	
Pakistan	147	84	18	0	17	7	6	6	6	6	5	7	4	2		
Palestine ****	0	0	0	0	0	0	0	0	0	0	0	0	0	0	0	
Qatar	0	0	0	0	0	0	0	0	0	0	0	0	0	0	0	
Saudi Arabia	0	0	0	0	0	0	0	0	0	0	0	0	0	0	0	
Somalia	0	0	0	0	0	0	0	0	0	0	0	0	0	0	0	
Sudan	0	0	0	0	0	0	0	0	0	0	0	0	0	0	0	
Syria ****	0	0	0	0	0	0	0	0	0	0	0	0	0	0	0	
Tunisia	0	0	0	0	0	0	0	0	0	0	0	0	0	0	0	
U.A.E	0	0	0	0	0	0	0	0	0	0	0	0	0	0	0	
Yemen	0	0	0	0	0	0	0	0	0	0	0	0	0	0	0	
<b>Total EMR</b>	<b>176</b>	<b>140</b>	<b>20</b>	<b>1</b>	<b>20</b>	<b>14</b>	<b>6</b>	<b>18</b>	<b>16</b>	<b>13</b>	<b>11</b>	<b>13</b>	<b>7</b>	<b>2</b>	<b>0</b>	<b>1</b>

\*\*\*\* UNRWA cases are included with those of country of residence

## AFP SURVEILLANCE

Week 04, ending 31 January 2021

1-Feb-21

Number 1165

Table 3: Investigation of AFP cases with paralysis onset in 2020 &amp; 2021 up to Week (04/21) / Ending on : 31/01/2021)

COUNTRY	2020											2021											Latest line List Date		
	AFP									Specimen	Wild cases ****		AFP									Specimen		Wild cases ****	
	Total AFP cases onset 2020	Case classification					Non polio AFP rate **	AFP cases pending classification > 90 days from onset of paralysis	AFP cases pending classification and lab > 90 days from onset of paralysis		% with *** adequate specimens	Wild P1 Poliovirus	Wild P3 Poliovirus	Total AFP cases onset 2021	Case classification					Annualized Non polio AFP rate **	AFP cases pending classification > 90 days from onset of paralysis			AFP cases pending classification and lab > 90 days from onset of paralysis	% with *** adequate specimens
		Total Confirmed Polio Cases *	Polio Compatible	Pending Classification	Discarded (non polio AFP)	VDPV				Total Confirmed Polio Cases *					Polio Compatible	Pending Classification	Discarded (non polio AFP)	VDPV							
Afghanistan	3968	56	1	131	3507	274	18.5	60	5	92.6	56	0	241	1	0	165	75	0	13.4	0	0	93.8	1	0	31/01/2021
Bahrain	15	0	0	3	12	0	5.0	0	0	93.3	0	0	0	0	0	0	0	0	0.0	0	0		0	0	24/01/2021
Djibouti	5	0	0	4	1	0	1.4	3	0	100.0	0	0	0	0	0	0	0	0	0.0	0	0		0	0	25/01/2021
Egypt	1009	0	0	17	992	0	2.6	0	0	94.6	0	0	54	0	0	50	4	0	1.6	0	0	50.0	0	0	27/01/2021
Iran	618	0	0	2	616	0	3.0	0	0	98.1	0	0	25	0	0	9	16	0	1.4	0	0	100.0	0	0	30/01/2021
Iraq	476	0	0	7	469	0	2.9	1	0	93.3	0	0	63	0	0	45	18	0	4.6	0	0	98.4	0	0	30/01/2021
Jordan	32	0	0	0	32	0	0.8	0	0	96.9	0	0	1	0	0	1	0	0	0.3	0	0	100.0	0	0	28/01/2021
Kuwait	36	0	0	1	35	0	4.1	0	0	88.9	0	0	2	0	0	2	0	0	2.7	0	0	100.0	0	0	24/01/2021
Lebanon	49	0	0	5	44	0	2.6	0	0	89.8	0	0	3	0	0	3	0	0	1.9	0	0	33.3	0	0	21/01/2021
Libya	95	0	0	3	91	1	3.6	0	0	100.0	0	0	3	0	0	3	0	0	1.4	0	0	100.0	0	0	30/01/2021
Morocco	83	0	0	39	44	0	0.8	36	12	68.7	0	0	0	0	0	0	0	0	0.0	0	0		0	0	24/12/2020
Oman	22	0	0	0	22	0	1.9	0	0	100.0	0	0	0	0	0	0	0	0	0.0	0	0		0	0	25/01/2021
Pakistan	11890	84	15	414	11237	142	15.1	178	0	85.9	84	0	562	0	0	379	182	1	8.5	0	0	93.4	0	0	31/01/2021
Palestine	16	0	0	8	8	0	0.9	4	0	100.0	0	0	0	0	0	0	0	0	0.0	0	0		0	0	24/01/2021
Qatar	9	0	0	7	2	0	2.1	6	0	33.3	0	0	0	0	0	0	0	0	0.0	0	0		0	0	23/01/2021
Saudi Arabia	200	0	0	50	150	0	2.4	0	0	96.0	0	0	14	0	0	14	0	0	2.0	0	0	92.9	0	0	31/01/2021
Somalia	375	0	0	15	345	15	4.6	2	1	94.4	0	0	9	0	0	9	0	0	1.3	0	0	100.0	0	0	31/01/2021
Sudan	731	0	0	40	635	56	3.8	7	0	93.0	0	0	34	0	0	34	0	0	2.1	0	0	97.1	0	0	28/01/2021
Syria	343	0	0	3	340	0	4.3	0	0	91.0	0	0	11	0	0	11	0	0	1.6	0	0	100.0	0	0	30/01/2021
Tunisia	38	0	0	3	35	0	1.3	1	0	57.9	0	0	2	0	0	2	0	0	0.8	0	0	50.0	0	0	29/01/2021
U.A.E	19	0	0	2	17	0	1.5	2	2	100.0	0	0	0	0	0	0	0	0	0.0	0	0		0	0	17/01/2021
Yemen	825	0	1	205	591	28	5.9	48	36	89.0	0	0	33	0	0	33	0	0	2.8	0	0	97.0	0	0	30/01/2021
EMR	20854	140	17	959	19225	516	8.0	348	56	88.8	140	0	1057	1	0	760	295	1	4.8	0	0	91.9	1	0	
2019	25771	176	7	0	25559	29	10.2	0	0	89.5	176	0													

\* Confirmed polio cases refer to wild isolation from AFP cases or from contacts of negative index AFP cases

\*\* Non-polio AFP per 100,000 children &lt;15 years

\*\*\* Adequate here refers to two stool specimens collected at least 24 hours apart, within 14 days of paralysis onset and specimens received in the lab in Good Condition

\*\*\*\* AFP cases co infected with P1 and P3 are counted separately as wild isolates

World Health Organization – Regional Office for Eastern Mediterranean  
AFP SURVEILLANCE  
Week 04, ending 31 January 2021

1-Feb-21  
Number 1165

COUNTRY	2020						2021					
	# OF CONTACTS	LAB RESULTS					# OF CONTACTS	LAB RESULTS				
		WILD	VDPV	SL	NPEV	PENDING		WILD	VDPV	SL	NPEV	PENDING
AFG	1252	14	70	52	270	9	140	0	0	1	11	85
BAH	1	0	0	0	0	0	0	0	0	0	0	0
DJI	2	0	0	0	0	0	0	0	0	0	0	0
EGY	330	0	0	12	32	8	15	0	0	0	1	9
IRN	46	0	0	0	0	0	4	0	0	0	0	0
IRQ	168	0	0	4	10	0	9	0	0	0	0	9
JOR	0	0	0	0	0	0	0	0	0	0	0	0
KUW	0	0	0	0	0	0	0	0	0	0	0	0
LEB	5	0	0	0	0	0	0	0	0	0	0	0
LIB	19	0	0	0	0	0	0	0	0	0	0	0
MOR	8	0	0	0	0	4	0	0	0	0	0	0
OMA	64	0	0	2	8	1	0	0	0	0	0	0
PAK	4653	21	19	379	788	1	340	0	0	6	26	188
PAL	0	0	0	0	0	0	0	0	0	0	0	0
QAT	0	0	0	0	0	0	0	0	0	0	0	0
SAA	18	0	0	0	0	6	2	0	0	0	0	3
SOM	872	0	5	16	116	17	0	0	0	0	0	0
SUD	364	0	18	2	8	242	9	0	0	0	0	9
SYR	280	0	0	11	15	0	2	0	0	0	0	2
TUN	6	0	0	0	0	2	1	0	0	0	0	1
UAE	0	0	0	0	0	0	0	0	0	0	0	0
YEM	230	0	0	0	29	58	27	0	0	0	0	27
<b>EMR</b>	<b>8318</b>	<b>35</b>	<b>112</b>	<b>478</b>	<b>1276</b>	<b>348</b>	<b>549</b>	<b>0</b>	<b>0</b>	<b>7</b>	<b>38</b>	<b>333</b>

Table 4 (B): Most recent wild contacts in EMRO, 2020-2021

Year	Country	Data	
		Count of wild contacts	Date of Most Recent stool collection
2020	Afghanistan	14	26/Jul/20
	Pakistan	21	14/Dec/20
<b>2020 Total</b>		<b>35</b>	<b>14/Dec/20</b>

Table 4 (C): Number of distribution by district of -ve index AFP cases identified as wild positive by contact in EMR, 2020-2021

YEAR	COUNTRY	PROVINCE	DISTRICT	COUNT	First case	Last case
2020	AFG	KANDAHAR	NESH	1	23-May-20	23-May-20
			HILMAND	1	04-Jan-20	04-Jan-20
			NIMROZ	1	28-Feb-20	28-Feb-20
			FARAH	1	06-May-20	06-May-20
	PAK	BALOCHISTAN	KSAIFULLAH	1	01-Sep-20	01-Sep-20
			PUNJAB	1	24-Jul-20	24-Jul-20
			LAHORE	2	18-Jan-20	05-Jul-20
			DG KHAN	1	20-Jan-20	20-Jan-20
			KARAK	2	07-Feb-20	14-Jul-20
	SINDH	JACOBABAD	JACOBABAD	2	07-Feb-20	14-Jul-20
			JACOBABAD	2	07-Feb-20	14-Jul-20
<b>2020 Total</b>				<b>11</b>	<b>04-Jan-20</b>	<b>01-Sep-20</b>

Table 5: Laboratory investigation of AFP cases with paralysis onset in 2020 up to Week (04/2021) / Ending on : (31/01/2021)

Country	Polio laboratories  ITD / Nucleotide Sequencing (Nucleotide Sequencing performed by EGY, PAK, TUN, CDC and RIVM laboratories)	AFP cases with specimens	Preliminary virus isolation results of AFP cases						Poliovirus intratypic differentiation results #										Indicators				Latest report Date			
			Referred for ITD		NPEV only	Negative	Pending		Type 1			Type 2			Type 3			Discordant pending sequence	NPEV by PCR	Non-EV	Pending ITD	% specimens positive for NPEV*		% AFP cases with culture results within 14 days	% AFP cases with ITD results within 7 days	% AFP cases with ITD results within 45 days of onset**
			L20B+	L20B+/NPEV			received < / = 14 days	received > 14 days ago	Wild	Sabin	VDPV	Wild	Sabin	VDPV	Wild	Sabin	VDPV									
Afghanistan	RRL Pakistan	232	8	1	7	66	98		1	1			1						6	10%	100%	100%	100%	31/01/2021		
Bahrain	NPL Oman / CDC																							24/01/2021		
Djibouti	NPL Kenya / CDC																							25/01/2021		
Egypt***	RRL Egypt	40			3	1	24	12												32%	100%		100%	27/01/2021		
Iran	NPL Iran / CDC	39			1	23	14	1												3%	100%		100%	31/01/2021		
Iraq	RRL Egypt	63			2	18	43													10%	100%		100%	29/01/2021		
Jordan	NPL Jordan / RRL EGYPT	1				1														0%	100%		100%	28/01/2021		
Kuwait	RRL Kuwait / RIVM	2				1		1												0%	100%		100%	31/01/2021		
Lebanon	NPL Jordan / RRL EGYPT	1				1														0%	100%			28/01/2021		
Libya	RRL Tunisia / RIVM	1					1																	29/01/2021		
Morocco	NPL Morocco / RRL Tunisia																							29/01/2021		
Oman	NPL Oman / CDC																			0%				24/01/2021		
Pakistan	RRL Pakistan	559	70	3	29	152	302	2		21			1		8				53	12%	100%	100%	100%	31/01/2021		
Palestine & UNRWA																								24/01/2021		
Qatar	NPL Oman / CDC																							24/01/2021		
Saudi Arabia	NPL Saudi Arabia / CDC	10				5	5													0%	100%		100%	24/01/2021		
Somalia	NPL Kenya / CDC	9					4	5																31/01/2021		
Sudan	NPL Sudan / RRL Egypt	34			1	9	21	3												10%	100%			30/01/2021		
Syria	NPL Syria / RRL Egypt	6				2	4													0%	100%			31/01/2021		
Tunisia	RRL Tunisia	3				3														0%	100%		100%	29/01/2021		
U.A.E	NPL Oman / CDC																							24/12/2021		
Yemen	NPL Kenya / CDC																							30/01/2021		
<b>Total EMR 2021</b>		1000	78	4	43	282	516	24	1	22			1	1	8				59	11%	100%	100%	100%			
<b>Total EMR 2020</b>		20216	1652	96	3003	15360	54	38	129	337	18		492	432	441	2	14	25	11	40	14%	94%	97%	94%		

\* Specimens from all sources including non-AFP cases, excluding environmental samples

\*\* This indicator reflects surveillance and laboratory activities

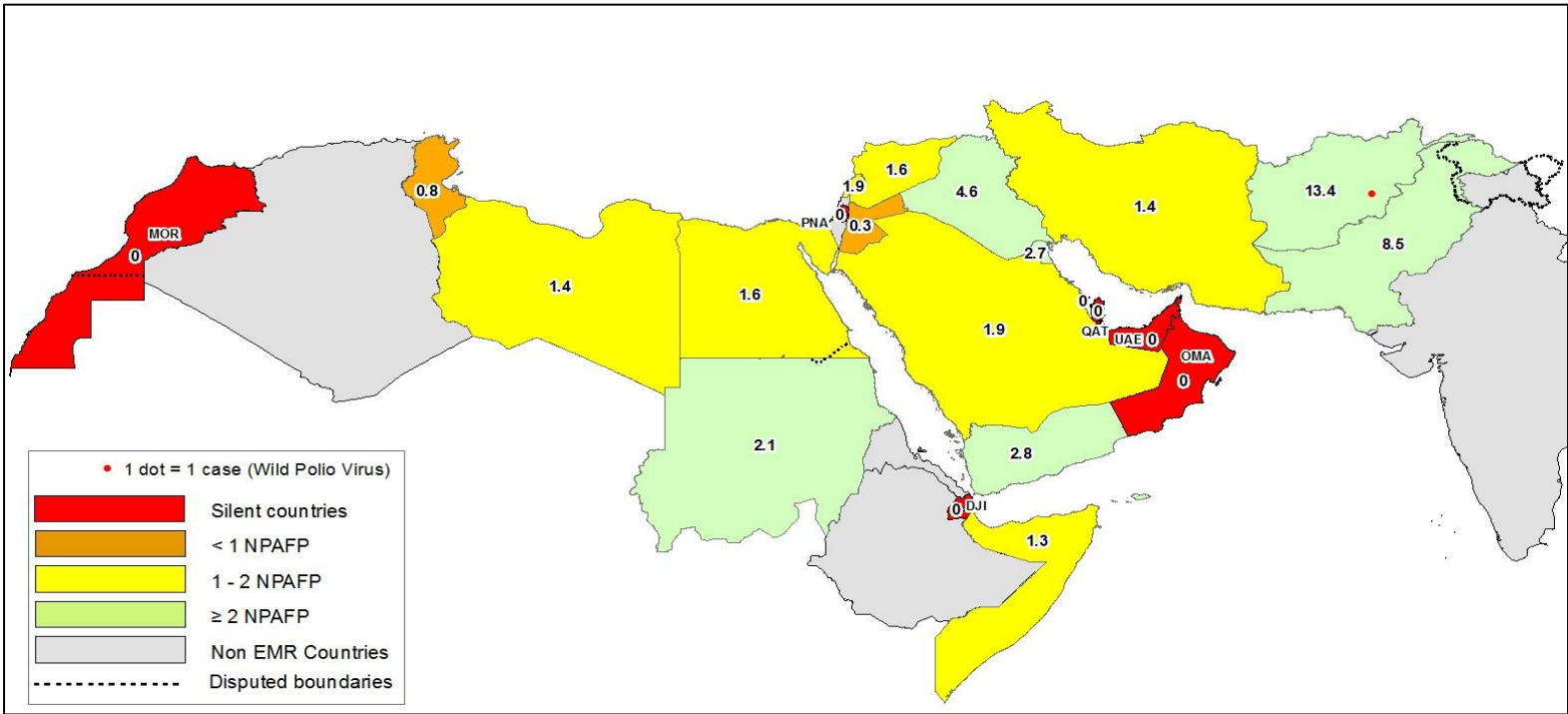
**Table 6: Environmental isolate by year and type**

COUNTRY	LAB RESULTS	2016	2017	2018	2019	2020	2021
AFG	Wild	2	42	83	56	28	
	Wild+cVDPV2					7	
	cVDPV2					162	
	aVDPV2					2	
	EV/SL	177	265	248	200	202	3
AFG Total	Negative	6	9	5	3	3	
	Pending					9	28
		185	316	336	259	413	31
	aVDPV2					1	
	VDPV2						1
EGY	EV/SL	493	481	508	666	500	17
	Negative	35	41	32	34	41	1
	Pending						23
	aVDPV3					1	
	aVDPV1					1	
EGY Total	VDPV3					1	
		528	522	540	700	545	42
	Wild				3		
	VDPV2		5	51	65	3	
	EV/SL		1	3	3	41	2
IRN	Negative						3
	Pending						5
		2	29	36	36	23	
	EV/SL		2			1	
	Negative					1	2
IRN Total	Pending						2
		2	31	36	36	25	2
	EV/SL			3	13		
	Negative				1		
				3	14		
JOR	EV/SL	2	26	44	44	28	
	Negative	2	1	1	3	2	
	Pending					1	
		4	27	45	47	31	
	Wild	59	105	139	367	343	15
PAK	Wild+cVDPV2	2			10	87	
	Wild+aVDPV2	1	1		2	4	
	cVDPV2	2			29	41	
	aVDPV2	3	4			17	
	EV/SL	456	523	531	420	330	4
PAK Total	Negative	6		3	4	6	
	Pending					2	45
		529	633	673	832	830	64
	cVDPV2		2	18	5	26	
	cVDPV3			11			
SOM	aVDPV2				1		
	cVDPV2+cVDPV3						
	EV/SL		20	43	28	18	
	Negative		14	138	29	32	
	Pending					5	4
SOM Total			36	213	63	81	4
	cVDPV2					11	
	EV/SL			15	42	12	
	Negative				1	2	
	Pending				17	25	4
SUD	EV/SL				60	50	4
	Negative				155	188	8
	Pending				30	17	
		4	81	21	155	188	8
	EV/SL			21	30	17	
SYR	Negative						4
	Pending						4
		4	102	102	185	205	12
	EV/SL						1.2
	Negative						1.2
TOTAL	Pending		4	102	185	205	12
		1248	1575	2017	2267	2224	164

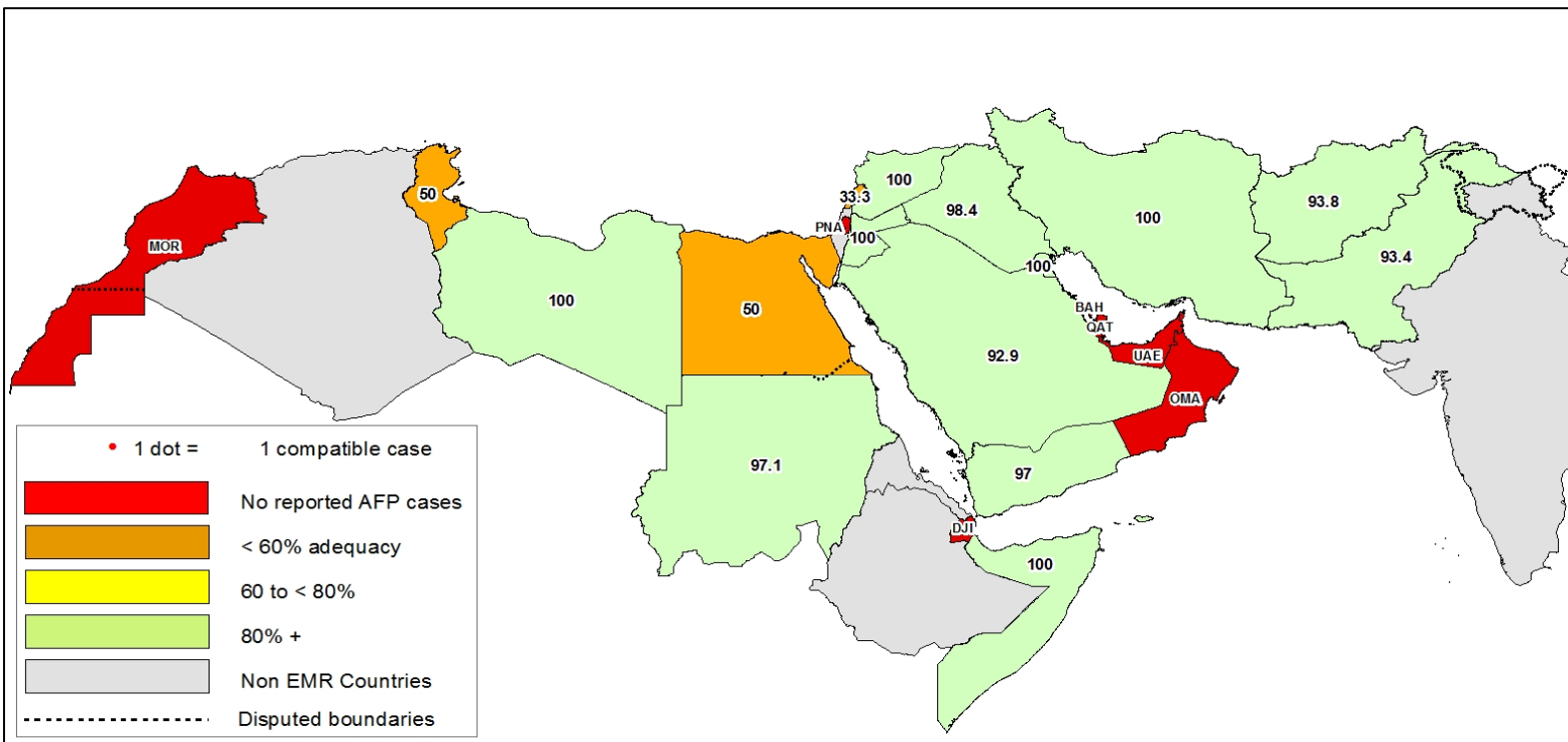
**Table 7: Environmental Wild/VDPV isolate by site 2020-2021**

YEAR	COUNTRY	LAB RESULTS	PROVINCE	Count	First date	Last date			
2020	AFG	Wild	HILMAND	10	1/Jan/20	24/Aug/20			
			HIRAT	4	26/Apr/20	23/Aug/20			
			KABUL	1	26/Sep/20	26/Sep/20			
			KANDAHAR	9	28/Jan/20	25/Jun/20			
			KHOST	1	25/Apr/20	25/Apr/20			
			KUNDUZ	1	27/Sep/20	27/Sep/20			
			NANGARHAR	2	26/Jan/20	6/Oct/20			
			Wild+cVDPV2	HILMAND	1	6/Sep/20	6/Sep/20		
				KANDAHAR	4	25/Jun/20	6/Dec/20		
				NANGARHAR	2	8/Jan/20	25/Jul/20		
		cVDPV2		HILMAND	31	27/May/20	6/Dec/20		
				HIRAT	3	26/Sep/20	26/Dec/20		
				KABUL	19	26/Apr/20	5/Nov/20		
				KANDAHAR	33	9/Jul/20	6/Dec/20		
				KHOST	6	24/Jun/20	23/Nov/20		
				KUNAR	5	6/Jun/20	7/Nov/20		
				KUNDUZ	2	23/Aug/20	24/Oct/20		
			LAGHMAN	4	24/Jul/20	6/Oct/20			
			NANGARHAR	58	7/Jan/20	23/Dec/20			
			PAKTYA	1	26/Jul/20	26/Jul/20			
	aVDPV2	HILMAND	1	27/Sep/20	27/Sep/20				
		KABUL	1	26/Dec/20	26/Dec/20				
	<b>AFG Total</b>				<b>199</b>	<b>1/Jan/20</b>	<b>26/Dec/20</b>		
	EGY	aVDPV2	GIZA	1	21/Sep/20	21/Sep/20			
			<b>EGY Total</b>				<b>1</b>	<b>21/Sep/20</b>	<b>21/Sep/20</b>
	PAK	Wild	AJK	1	25/Feb/20	25/Feb/20			
			BALUCHISTAN	75	1/Jan/20	21/Dec/20			
			GBALISTAN	1	12/May/20	12/May/20			
			ISLAMABAD	5	16/Jan/20	10/Nov/20			
			KPAKHTUNKHWA	23	28/Jan/20	18/Dec/20			
			PUNJAB	123	4/Jan/20	28/Dec/20			
			SINDH	115	3/Jan/20	8/Dec/20			
			Wild+cVDPV2	BALUCHISTAN	24	1/Feb/20	2/Dec/20		
				KPAKHTUNKHWA	1	11/Mar/20	11/Mar/20		
				PUNJAB	14	4/Jan/20	12/Oct/20		
		SINDH		48	3/Jan/20	10/Dec/20			
		cVDPV2		BALUCHISTAN	15	2/Jun/20	28/Dec/20		
				KPAKHTUNKHWA	5	10/Jan/20	15/Oct/20		
				PUNJAB	2	16/Jan/20	17/Apr/20		
				SINDH	19	8/Jun/20	10/Dec/20		
				aVDPV2	BALUCHISTAN	3	17/Sep/20	17/Nov/20	
					KPAKHTUNKHWA	5	10/Apr/20	2/Dec/20	
			PUNJAB		5	4/May/20	30/Dec/20		
			SINDH		4	13/Oct/20	10/Dec/20		
			<b>PAK Total</b>				<b>488</b>	<b>1/Jan/20</b>	<b>30/Dec/20</b>
	SOM		cVDPV2		BANADIR	23	5/Jan/20	24/Oct/20	
		BAY			2	19/Jun/20	20/Jun/20		
LOWER JUBA		1			8/Sep/20	8/Sep/20			
<b>SOM Total</b>					<b>26</b>	<b>5/Jan/20</b>	<b>24/Oct/20</b>		
SUD	cVDPV2	KHARTOUM	11		29/Mar/20	6/Sep/20			
		<b>SUD Total</b>				<b>11</b>	<b>29/Mar/20</b>	<b>6/Sep/20</b>	
<b>2020 Total</b>				<b>725</b>	<b>1/Jan/20</b>	<b>30/Dec/20</b>			
2021	PAK	Wild	BALUCHISTAN	2	1/Jan/21	2/Jan/21			
			ISLAMABAD	1	11/Jan/21	11/Jan/21			
			KPAKHTUNKHWA	1	11/Jan/21	11/Jan/21			
			PUNJAB	7	4/Jan/21	12/Jan/21			
	SINDH	4	4/Jan/21	13/Jan/21					
<b>PAK Total</b>				<b>15</b>	<b>1/Jan/21</b>	<b>13/Jan/21</b>			
<b>2021 Total</b>				<b>15</b>	<b>1/Jan/21</b>	<b>13/Jan/21</b>			

**Figure 1: Non Polio AFP Rate and Wild Virus in EMR 01/01/2021 - 31/01/2021**



**Figure 2: Percent of AFP cases with Adequate Samples & Compatible Cases in EMR 01/01/2021 - 31/01/2021**

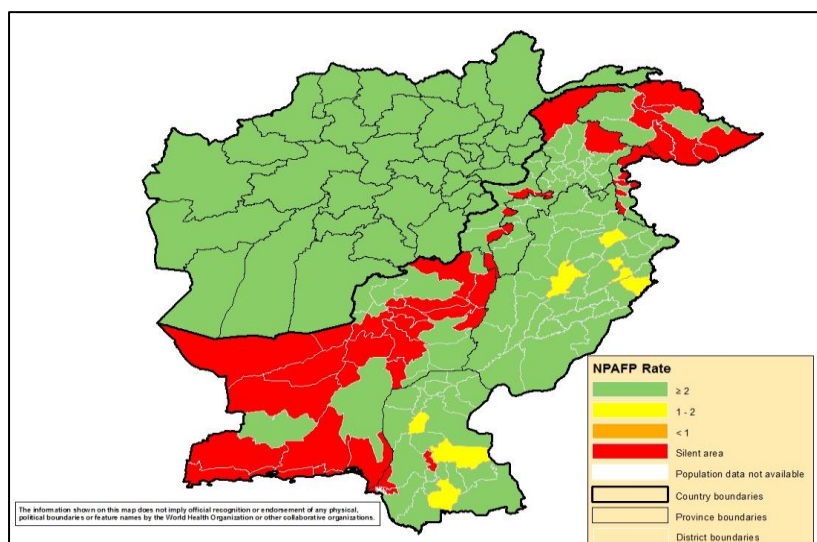


**Table 8: Wild polio cases by country and date of onset of paralysis in EMR, 2020 - 2021**

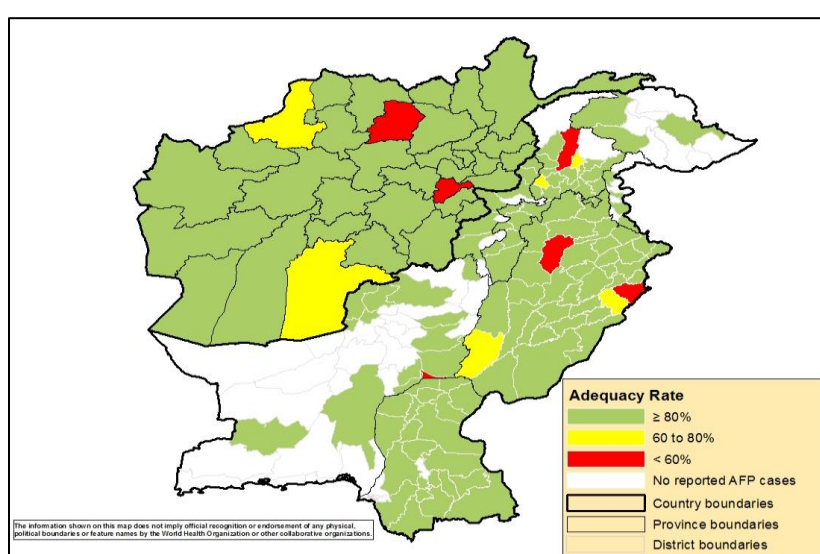
Year	COUNTRY	Count	First Case	Last Case
2020	AFG	56	4-Jan-20	19-Oct-20
	PAK	84	1-Jan-20	23-Nov-20
<b>2020 Total</b>		<b>140</b>	<b>1-Jan-20</b>	<b>23-Nov-20</b>
2021	AFG	1	1-Jan-21	1-Jan-21
<b>2021 Total</b>		<b>1</b>	<b>1-Jan-21</b>	<b>1-Jan-21</b>



**Figure 3: Non Polio AFP rate by Province in Afghanistan & by District in Pakistan 01/01/2021 - 31/01/2021**

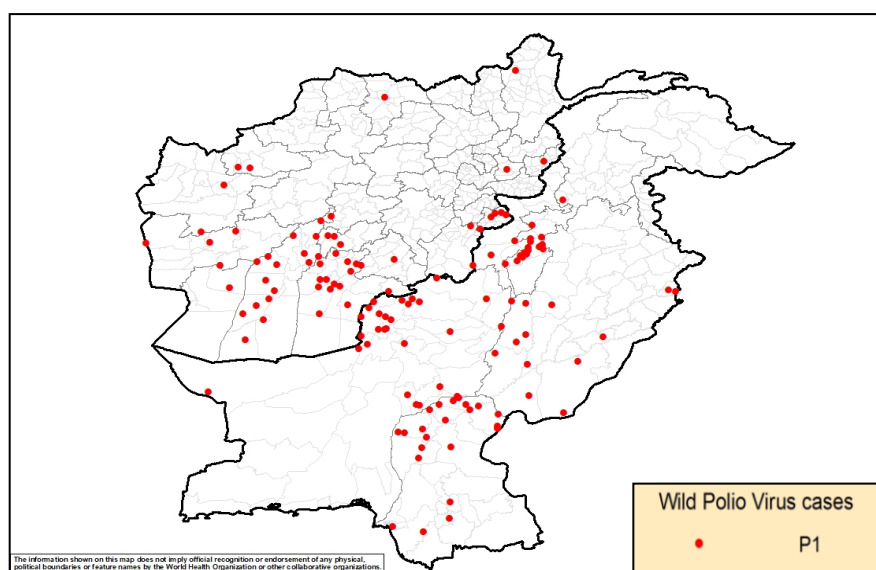


**Figure 4: Percent of AFP cases with Adequate Samples in Afghanistan by Province & Pakistan by District 01/01/2021 - 31/01/2021**

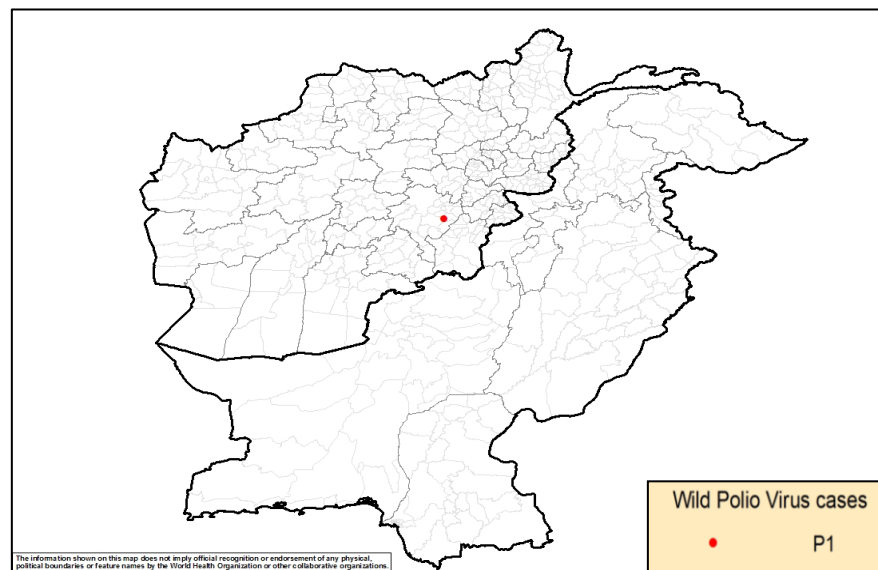


**Figure 5: Wild Virus Cases by Type & District in Afghanistan & Pakistan**

**5(a) 01/01/2020 - 31/12/2020**



**5(b) 01/01/2021 - 31/01/2021**



## World Health Organization – Regional Office for Eastern Mediterranean

## AFP SURVEILLANCE

Week 04, ending 31 January 2021

1-Feb-21

Number 1165

**Table 9: Wild Polio cases by district and date of onset of paralysis, Afghanistan 2020-2021**

ONSETYR	PROVINCE	DISTRICT	Count	First case	Last case
2020	BALKH	DEHDADI	1	15-Mar-20	15-Mar-20
	HIRAT	PASHTUNZARGHUN	1	29-Jun-20	29-Jun-20
		SHINDAND	1	21-Mar-20	21-Mar-20
	FARAH	BALABULUK	2	11-May-20	17-May-20
		ANARDARA	1	6-May-20	6-May-20
		BAKWA	1	4-Feb-20	4-Feb-20
	BADGHIS	QALA-E-NAW	1	5-Sep-20	5-Sep-20
		QADIS	1	13-May-20	13-May-20
	KUNAR	SHIGAL WA SHEL TAN	1	5-Mar-20	5-Mar-20
	LAGHMAN	MEHTARLAM	1	10-Feb-20	10-Feb-20
	PAKTIKA	NAKA	1	12-Aug-20	12-Aug-20
	KHOST	NADIRSHAHKOT	1	7-Sep-20	7-Sep-20
		BAK	2	3-Sep-20	7-Sep-20
		SABARI	1	8-Aug-20	8-Aug-20
		SPERA	1	1-Aug-20	1-Aug-20
	KANDAHAR	MARUF	1	14-Oct-20	14-Oct-20
		KANDAHAR	3	22-Jun-20	13-Sep-20
		ZHERAY	3	20-Jul-20	24-Aug-20
		SPINBOLDAK	1	25-Jul-20	25-Jul-20
		PANJWAYI	1	10-Jun-20	10-Jun-20
		SHAHWALIKOT	3	4-Mar-20	6-Jun-20
		NESH	1	23-May-20	23-May-20
		GHORAK	1	19-Mar-20	19-Mar-20
	ZABUL	QALAT	1	6-Aug-20	6-Aug-20
		ARGHANDAB	1	14-Jul-20	14-Jul-20
		MIZAN	1	21-Jan-20	21-Jan-20
	HILMAND	NAD-E-ALI	2	1-May-20	19-Oct-20
		WASHER	3	4-Jan-20	19-Oct-20
		BAGHRAN	2	16-Jul-20	4-Sep-20
		KAJAKI	2	10-Jun-20	27-Jul-20
		REG	4	25-May-20	3-Jun-20
		DEH-E-SHU	1	27-May-20	27-May-20
NAWZAD		1	11-May-20	11-May-20	
SANGIN		1	7-May-20	7-May-20	
URUZGAN	SHAHID-E-HASSAS	3	14-Jun-20	12-Jul-20	
	TIRINKOT	1	28-May-20	28-May-20	
NIMROZ	KHASHROD	1	28-Feb-20	28-Feb-20	
BADAKHSHAN	YAWAN	1	10-Mar-20	10-Mar-20	
<b>2020 Total</b>			<b>56</b>	<b>4-Jan-20</b>	<b>19-Oct-20</b>
2021	GAZNI	ANDAR	1	1-Jan-21	1-Jan-21
<b>2021 Total</b>			<b>1</b>	<b>1-Jan-21</b>	<b>1-Jan-21</b>

## World Health Organization – Regional Office for Eastern Mediterranean

## AFP SURVEILLANCE

Week 04, ending 31 January 2021

1-Feb-21

Number 1165

**Table 10: Wild Polio cases by district and date of onset of paralysis, Pakistan 2020-2021**

ONSETYR	PROVINCE	DISTRICT	Count	First case	Last case	
2020	KHYBER PAKHTUNKHWA	PESHAWAR	1	13-Jul-20	13-Jul-20	
		WAZIR-S	2	21-Feb-20	8-Jun-20	
		BANNU	1	27-Apr-20	27-Apr-20	
		TANK	4	11-Jan-20	15-Mar-20	
		KARAK	2	20-Jan-20	13-Mar-20	
		LAKKIMRWT	12	2-Jan-20	9-Mar-20	
	BALOCHISTAN	KABDULAH	3	11-May-20	23-Nov-20	
		QUETTA	5	17-Jul-20	5-Nov-20	
		MASTUNG	1	15-Oct-20	15-Oct-20	
		PISHIN	6	31-Jan-20	3-Oct-20	
		KSAIFULAH	1	1-Sep-20	1-Sep-20	
		CHAGHAI	1	4-Jun-20	4-Jun-20	
		DUKKI	1	26-May-20	26-May-20	
		JHALMAGSI	1	19-Apr-20	19-Apr-20	
		ZHOB	2	22-Feb-20	13-Apr-20	
		NSIRABAD	2	3-Jan-20	13-Apr-20	
		SOHBATPUR	1	12-Feb-20	12-Feb-20	
		JAFARABAD	1	12-Feb-20	12-Feb-20	
		SIBI	1	7-Feb-20	7-Feb-20	
		PUNJAB	LAYYAH	1	21-Oct-20	21-Oct-20
	MUZFARGARH		1	4-Oct-20	4-Oct-20	
	VEHARI		1	16-Sep-20	16-Sep-20	
	DGKHAN		5	18-Jan-20	14-Sep-20	
	BAHAWALPUR		2	17-Aug-20	5-Sep-20	
	RYKHAN		1	1-Sep-20	1-Sep-20	
	LAHORE		2	12-Jun-20	24-Jul-20	
	SINDH	RAJANPUR	1	2-Jun-20	2-Jun-20	
		JACOBABAD	4	7-Feb-20	14-Jul-20	
		GHOTKI	4	2-Mar-20	9-Jul-20	
		KHILANDHI	1	9-Jun-20	9-Jun-20	
		LARKANA	1	21-May-20	21-May-20	
		KAMBAR	3	8-Jan-20	11-Apr-20	
		KHAIRPUR	1	27-Mar-20	27-Mar-20	
		NFEROZ	2	8-Feb-20	22-Feb-20	
		SHIKARPUR	1	11-Feb-20	11-Feb-20	
		KASHMORE	2	16-Jan-20	3-Feb-20	
		SUJAWAL	1	7-Jan-20	7-Jan-20	
		T.ALLAHYAR	1	7-Jan-20	7-Jan-20	
		BADIN	1	1-Jan-20	1-Jan-20	
	<b>2020 Total</b>			<b>84</b>	<b>1-Jan-20</b>	<b>23-Nov-20</b>

World Health Organization – Regional Office for Eastern Mediterranean

AFP SURVEILLANCE

1-Feb-21

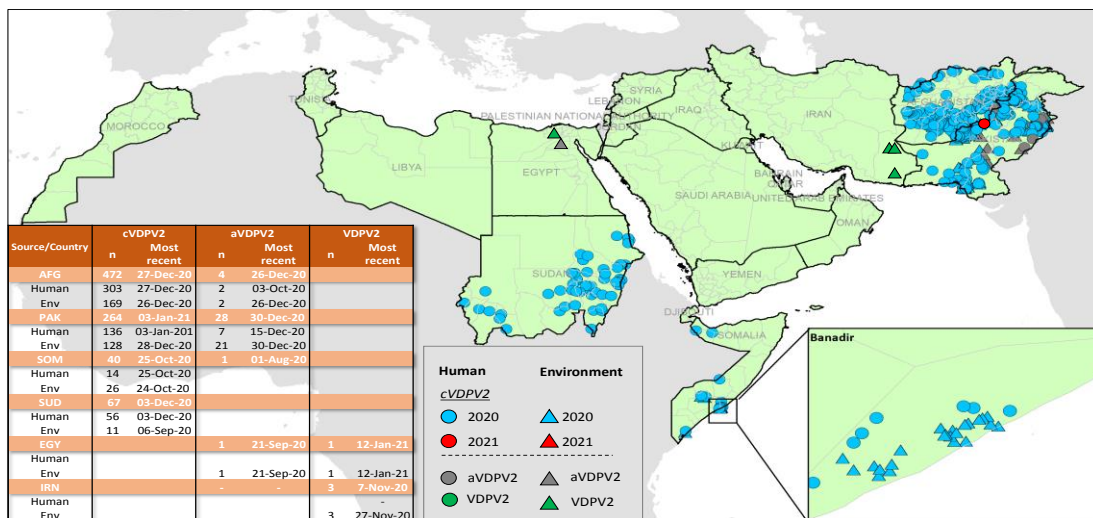
Week 04, ending 31 January 2021

Number 1165

Table 11: Circulating VDPV2 cases and date of onset of paralysis in EMR countries by provinces 2020-2021

YEAR	COUNTRY	PROVINCE	Count	First Case	Last Case	
2021	PAK	BALOCHISTAN	1	3-Jan-21	3-Jan-21	
<b>Total 2021</b>			<b>1</b>	<b>3-Jan-21</b>	<b>3-Jan-21</b>	
2020	SOM	LOWER JUBA	1	29-Aug-20	29-Aug-20	
		AWDAL	1	1-Aug-20	1-Aug-20	
		GALBEED	1	29-Sep-20	29-Sep-20	
		HIRAN	1	18-Oct-20	18-Oct-20	
		MIDDLE SHABELLE	1	17-Jul-20	17-Jul-20	
		BAY	2	3-Sep-20	25-Oct-20	
		BANADIR	7	18-Jun-20	30-Sep-20	
	SUD	SOUTH DARFUR	2	7-Mar-20	29-Apr-20	
		NORTH DARFUR	1	26-Nov-20	26-Nov-20	
		EAST DARFUR	3	12-May-20	24-Jul-20	
		KHARTOUM	4	15-Jul-20	16-Nov-20	
		KASSALA	11	28-Jul-20	6-Nov-20	
		GEZIRA	5	9-Jul-20	19-Sep-20	
		RIVER NILE	5	29-Jun-20	27-Sep-20	
		RED SEA	8	29-Apr-20	29-Nov-20	
		WEST DARFUR	1	19-May-20	19-May-20	
		BLUE NILE	4	7-Aug-20	26-Nov-20	
		SOUTH KORDOFAN	2	20-Nov-20	25-Nov-20	
		NORTH KORDOFAN	3	29-Aug-20	2-Dec-20	
		SENNAR	1	16-Aug-20	16-Aug-20	
		WHITE NILE	3	15-Jun-20	22-Aug-20	
		GEDARIF	3	1-Apr-20	1-Aug-20	
		AFG	FARAH	12	1-Jun-20	16-Dec-20
			BALKH	2	29-Oct-20	3-Nov-20
	BADGHIS		5	1-Nov-20	14-Dec-20	
	SAMANGAN		1	1-Nov-20	1-Nov-20	
	HIRAT		2	10-Aug-20	15-Aug-20	
	LOGAR		4	20-Aug-20	18-Nov-20	
	KANDAHAR		65	4-Aug-20	1-Dec-20	
	HILMAND		34	1-Aug-20	8-Dec-20	
	JAWZIAN		3	4-Aug-20	21-Nov-20	
	KABUL		7	6-Jul-20	12-Oct-20	
	NURISTAN		2	21-Jun-20	13-Jul-20	
	NIMROZ		3	6-Jul-20	8-Aug-20	
	KHOST		16	5-Jul-20	19-Oct-20	
	PAKTYA		4	18-Jun-20	5-Sep-20	
	KUNDUZ		3	28-Aug-20	3-Oct-20	
	PAKTIKA		6	25-Aug-20	25-Oct-20	
	GHAZNI		3	29-Aug-20	18-Dec-20	
	BADAKHSAN		1	23-Apr-20	23-Apr-20	
	LAGHMAN		14	20-May-20	23-Sep-20	
	TAKHAR		1	20-Sep-20	20-Sep-20	
	ZABUL		9	17-Sep-20	31-Oct-20	
	GHOR		1	14-Nov-20	14-Nov-20	
	URUZGAN		11	28-Aug-20	21-Nov-20	
	PARWAN		1	4-Sep-20	4-Sep-20	
	WARDAK		5	6-Sep-20	22-11-20	
KUNAR	9		6-Apr-20	29-Sep-20		
NANGARHAR	45		5-Feb-20	21-Sep-20		
PAK	SINDH	45	2-May-20	28-Nov-20		
	BALOCHISTAN	23	29-Feb-20	24-Dec-20		
	PUNJAB	25	5-Feb-20	5-Nov-20		
	KHYBER PAKHTUNKHWA	42	2-Jan-20	24-May-20		
<b>Total 2020</b>			<b>474</b>	<b>2-Jan-20</b>	<b>24-Dec-20</b>	

VDPV2 isolates, EMR countries, 2020-2021



aVDPV3, AFP Case reported 1 Libya, 1 Afghanistan & 1 ENV Egypt / aVDPV1, AFP Cases reported 1 Somalia & 1 ENV Egypt/ 28 cVDPV1 AFP cases from Yemen / 1 VDPV3 ENV in Egypt