

Highlights of Polio Fax Bulletin No. 1174 for Week 13 2021

I. Salient features this week

1. Polio eradication teams at the Regional and Country levels continue to contribute to the COVID19 Response, particularly in areas of surveillance (field and laboratory), data analysis, communications and coordination.
2. No new wild poliovirus cases reported this week, but two new positive environmental samples collected in 2021 both from Pakistan were reported.
3. No new cVDPV1 cases reported this week.
4. One new cVDPV2 case in 2021 from Afghanistan was reported this week and twelve new positive environmental samples collected in 2021 (8 from Afghanistan, 1 from Iran and 3 from Pakistan) were reported.

Advance notification: Four newly notified cVDPV2 cases from Afghanistan in 2021 – details will be shared in next bulletin.

II. Wild Poliovirus Type-1 (WPV1) Transmission

WPV1 transmission continues though restricted globally to only two countries in the EMR namely Pakistan and Afghanistan – the remaining polio endemic countries in the world.

As of week 13 of 2021, two WPV1 cases were reported [55 in the same period in 2020; Afghanistan – 12, Pakistan - 43].

- a. *Human samples:* No new wild poliovirus cases reported this week, but two positive environmental samples both reported from Pakistan collected in 2021.

Afghanistan:

In 2021 to date, **1 WPV1** case has been reported so far from Southeast Region with onset of paralysis **1 January 2021**.

In 2020, **56 WPV1 cases** have been reported: 38 cases from South Region; 8 from West Region; 6 from Southeast Region; 2 from East Region; and one each from North and Badakhshan Regions. **The most recent case has onset of paralysis on 19 October 2020.**

Pakistan:

In 2021 to date, **1 WPV1** case has been reported so far from Balochistan province with date of onset **27 January 2021**.

In 2020, **84 WPV1** cases are reported, 26 from Balochistan province, 22 cases each from Khyber Pakhtunkhwa (KP) and Sindh provinces, and 14 from Punjab. **The most recent case has onset of paralysis on 23 November 2020.**

- b. *Environmental samples:* Two new WPV1 positive environmental samples both from Pakistan in 2021 reported this week.

- **Afghanistan:** In 2021 to date, there is **1** WPV1 combined with cVDPV2 positive environmental sample reported with collection date on **23 February 2021**.

In 2020, there are **35** WPV1 positive environmental samples including seven combined (WPV1 and cVDPV2) with most recent sample collected on **6 December 2020**.

- **Pakistan:** In 2021, there are **48** WPV1 positive environmental samples (including 14 mixture of WPV1 and cVDPV2 and 4 mixture of WPV1 and aVDPV2) with most recent sample collected on **17 March 2021**.

In 2020, there are **434** WPV1 positive environmental samples including 91 mixture of WPV1 and cVDPV2 and 6 mixtures of WPV1 and aVDPV2. Most recent positive sample collected on **28 December 2020**.

- III. **Vaccine Derived Polioviruses (VDPVs):** One new cVDPV2 case from Afghanistan in 2021 reported this week in addition to twelve new cVDPV2 positive environmental samples were collected in 2021 (8 from Afghanistan, 1 from Iran and 3 from Pakistan).

In 2021, 30 cVDPV2 cases were reported (Afghanistan 24 and Pakistan 6). In 2020, a total of 29 cVDPV1 cases reported from Yemen and a total number of 515 cVDPV2 cases (308 from Afghanistan, 135 from Pakistan, 14 from Somalia and 58 from Sudan).

1. **Outbreaks:** Six countries have VDPVs outbreaks, five with cVDPV2 and one with cVDPV1.

Afghanistan: One new cVDPV2 case and eight positive environmental samples all in 2021 were reported this week. The newly reported cVDPV2 case is from South Region (Zabul province) with date of onset 25 January 2021.

In 2021 to date, there are **24 cVDPV2** cases: Nine from West Region, seven from South Region, five from South East Region, two from Central Region and one from North Region. **The most recent case had onset on 3 March 2021.**

In 2020, there are **308 cVDPV2** cases; 145 from South Region, 70 reported from East Region, 34 from Southeast Region, 30 from West Region, 17 from Central Region, seven from North Region, four from Northeast Region and one from Badakhshan Region. **The most recent case had onset on 30 December 2020.**

Environment: In 2021 to date, there are **34** cVDPV2 positive environmental samples including 1 mixture of WPV1 and cVDPV2 reported with **most recent sample collected on 7 March 2021.**

In 2020, **174** cVDPV2 positive environmental samples including 7 mixture of WPV1 and cVDPV2 were reported. **The most recent cVDPV2 positive environmental sample was collected on 27 December 2020.**

Egypt: In 2021, **nine** cVDPV2 positive samples collected two each from Aswan, Qena and Alexandria province and one each from Beni Suef, Kafr El Sheikh and Giza provinces. The samples are genetically related with each other and belong to CHA-NDG-1 emergence (importation from Sudan/Chad). **Date of the recent most cVDPV2 positive environmental sample is 25 February 2021.**

Pakistan: No new VDPV cases, but three new cVDPV2 positive environmental sample in 2021 were reported this week.

In 2021, there is **six** cVDPV2 cases reported two each from Sindh and Balochistan provinces and one each from KP and Punjab provinces with **most recent onset on 14 January 2021.** In 2020, there are **135** cVDPV2 cases reported: 45 from Sindh province, 42 from KP, 25 from Punjab and 23 from Balochistan, with **most recent case's onset on 24 December 2020.**

Environment: In 2021 to date; there are **26** cVDPV2 positive samples including 14 mixture of WPV1 and cVDPV2 with **most recent sample collected on 16 March 2021.**

In 2020, there are **135** cVDPV2 positive environmental samples (including 91 mixture of WPV1 and cVDPV2), the **most recent sample collected on 28 December 2020.**

SOMALIA: No new VDPV cases or positive environmental samples reported this week.

In 2020 to date, **14** cVDPV2 cases reported, seven from Banadir province, two from Bay and one each from Lower Juba, Middle Shabelle, Galbeed, Hiran and Awdal provinces, with **most recent date of onset 25 October 2020.**

Also, there are **26** cVDPV2 positive environmental samples reported, the most recent collected on 24 October 2020.

SUDAN: No new VDPV cases or positive environmental samples reported this week.

In 2020 to date, **58** cVDPV2 cases reported. **The most recent case has onset of paralysis on 18 December 2020.**

A total of **14** environmental samples have been positive for cVDPV2 so far, all from Khartoum with most recent collection on 9 November 2020.

YEMEN: No new VDPV cases reported this week.

In 2020, **29** cVDPV1 cases are reported. 28 cases are from Saadah province and 1 case from Sana'a City province. **The most recent case has onset of paralysis on 25 September 2020.**

2. **VDPV Events:** There is one country having an Event due to VDPV2. Response per WHO's SOPs are ongoing.

Iran: One new cVDPV2 positive environmental sample collected on 20 February 2021 from Zehedan district, Sistan & Balochistan province. The isolate is genetically related with earlier Pakistan virus.

In 2021 to date, **1** cVDPV2 positive environmental sample collected on **20 February 2021.**

In 2020, Iran reported **3** cVDPV2 positive environmental samples, one from Zaboul district (Zaboul site) and two from Zehedan district (Shirabad site), Sistan & Balochistan province. The isolates are genetically related with earlier viruses seen in Afghanistan and Pakistan. **Date of most recent sample collection is 25 December 2020.**

IV. Surveillance performance indicators

In 2021, 11 out of 22 member states (15 in the same period in 2020) are meeting the global target of both key surveillance indicators: non polio AFP rate of 2/100,000 children aged below 15 years and percent AFP cases with adequate specimen 80% and above.

- Morocco and Tunisia are missing both indicators as their non-polio AFP rates are 0.4 and 0.5 and their percentage of AFP cases with adequate stool specimens is 36.4%, and 75.0%, respectively.
- Bahrain, Jordan, Lebanon, Oman, Palestine, Qatar, Saudi Arabia and United Arab Emirates have a non-polio AFP rate of 1.3, 0.2, 1.3, 0.3, 0.6, 0.9, 1.9 and 1.2 respectively.
- Djibouti has AFP cases with adequate stool specimens is 66.7%.

World Health Organization – Regional Office for Eastern Mediterranean

AFP SURVEILLANCE

5-Apr-21

Week 13, ending 4 April 2021

Number 1174

Table 1: Acute Flaccid Paralysis (AFP) cases by week of onset

Country	Reported AFP cases by week of onset - Week (13/21) / Ending on : 04/04/2021														
	Total AFP 2019	Total AFP 2020	Total AFP to date, 2021	W02 17 Jan 21	W03 24 Jan 21	W04 31 Jan 21	W05 07 Feb 21	W06 14 Feb 21	W07 21 Feb 21	W08 28 Feb 21	W09 7 Mar 21	W10 14 Mar 21	W11 21 Mar 21	W12 28 Mar 21	W13 4 Apr 21
Afghanistan	3768	3972	975	90	65	61	84	81	85	70	96	81	69	53	9
Bahrain	17	15	1	0	0	0	0	0	0	0	0	1	0		
Djibouti	5	5	3	0	2	0	0	0	0	1	0	0	0	0	0
Egypt	1343	1009	323	14	29	21	27	25	15	24	38	49	45	15	
Iran	1070	618	154	13	12	19	16	27	15	7	12	3	3	2	0
Iraq	1157	476	189	24	28	18	16	14	15	11	14	13	5	7	
Jordan ****	113	32	2	0	0	1	0	0	0	0					
Kuwait	48	36	8	1	1	2	1	0	0	0	0	0	1	0	
Lebanon ****	87	49	6	0	1	0	0	2	0	0	0	0	1		
Libya	107	95	16	1	1	1	1	1	3	0	0	3	2	2	0
Morocco	247	87	11	0	2	0	1	2	2	0	1	2	1		
Oman	30	22	1	0	1	0	0	0	0	0	0	0	0	0	0
Pakistan	15218	11962	2525	226	225	211	217	242	247	232	215	185	128	42	1
Palestine ****	62	16	3	1	0	0	1	0	0	0	0	0	0	0	0
Qatar	9	9	1	0	0	0	0	0	0	0	0	1	0	0	0
Saudi Arabia	236	200	42	7	2	6	1	9	2	1	2	1	3	0	0
Somalia	361	376	90	3	12	11	9	10	10	10	8	5	6	1	0
Sudan	608	733	154	10	16	12	16	9	10	16	11	16	8	3	
Syria ****	377	343	91	6	3	7	7	5	7	10	11	12	6	13	1
Tunisia	79	40	4	0	0	0	0	0	0	0	0	1	0	0	
U.A.E	50	19	4	1	0	0	0	0	0	0	2	0	0	0	
Yemen	779	825	209	14	13	23	22	14	17	19	14	27	15	9	
Total EMR	25771	20939	4812	411	413	393	419	441	428	401	424	400	293	147	11

No data = No report received

Table 2: Confirmed polio cases by month of onset

Country	Total year 2019	Total year 2020	04/04		Confirmed polio cases by month of onset											
			2020	2021	May 2020	June 2020	July 2020	August 2020	September 2020	October 2020	November 2020	December 2020	January 2021	February 2021	March 2021	April 2021
Afghanistan	29	56	12	1	12	10	7	6	6	3	0	0	1	0		
Bahrain	0	0	0	0	0	0	0	0	0	0	0	0	0	0		
Djibouti	0	0	0	0	0	0	0	0	0	0	0	0	0	0	0	
Egypt	0	0	0	0	0	0	0	0	0	0	0	0	0	0		
Iran	0	0	0	0	0	0	0	0	0	0	0	0	0	0		
Iraq	0	0	0	0	0	0	0	0	0	0	0	0	0	0		
Jordan ****	0	0	0	0	0	0	0	0	0	0	0	0	0	0		
Kuwait	0	0	0	0	0	0	0	0	0	0	0	0	0	0		
Lebanon ****	0	0	0	0	0	0	0	0	0	0	0	0	0	0		
Libya	0	0	0	0	0	0	0	0	0	0	0	0	0	0		
Morocco	0	0	0	0	0	0	0	0	0	0	0	0	0	0		
Oman	0	0	0	0	0	0	0	0	0	0	0	0	0	0	0	
Pakistan	147	84	43	1	6	6	6	5	7	4	2	0	1	0		
Palestine ****	0	0	0	0	0	0	0	0	0	0	0	0	0	0		
Qatar	0	0	0	0	0	0	0	0	0	0	0	0	0	0		
Saudi Arabia	0	0	0	0	0	0	0	0	0	0	0	0	0	0		
Somalia	0	0	0	0	0	0	0	0	0	0	0	0	0	0		
Sudan	0	0	0	0	0	0	0	0	0	0	0	0	0	0		
Syria ****	0	0	0	0	0	0	0	0	0	0	0	0	0	0		
Tunisia	0	0	0	0	0	0	0	0	0	0	0	0	0	0		
U.A.E	0	0	0	0	0	0	0	0	0	0	0	0	0	0		
Yemen	0	0	0	0	0	0	0	0	0	0	0	0	0	0		
Total EMR	176	140	55	2	18	16	13	11	13	7	2	0	2	0	0	0

**** UNRWA cases are included with those of country of residence

AFP SURVEILLANCE

Week 13, ending 4 April 2021

5-Apr-21

Number 1173

Table 3: Investigation of AFP cases with paralysis onset in 2020 & 2021 up to Week (13/21) / Ending on : 04/04/2021

COUNTRY	2020												2021												Latest line List Date				
	AFP										Specimen		Wild cases ****		AFP											Specimen		Wild cases ****	
	Total AFP cases onset 2020	Case classification					Non polio AFP rate **	AFP cases pending classification > 90 days from onset of paralysis	AFP cases pending classification and lab > 90 days from onset of paralysis	% with *** adequate specimens	Wild P1 Poliovirus	Wild P3 Poliovirus	Total AFP cases onset 2021	Case classification					Annualized Non polio AFP rate **	AFP cases pending classification > 90 days from onset of paralysis	AFP cases pending classification and lab > 90 days from onset of paralysis	% with *** adequate specimens	Wild P1 Poliovirus	Wild P3 Poliovirus					
		Total Confirmed Polio Cases *	Polio Compatible	Pending Classification	Discarded (non polio AFP)	VDPV *****								Total Confirmed Polio Cases *	Polio Compatible	Pending Classification	Discarded (non polio AFP)	VDPV *****											
Afghanistan	3972	56	2	6	3596	314	18.5	6	0	92.6	56	0	975	1	0	213	736	25 #	17.5	4	0	93.3	1	0	04/04/2021				
Bahrain	15	0	0	0	15	0	5.0	0	0	93.3	0	0	1	0	0	1	0	0	1.3	0	0	100.0	0	0	21/03/2021				
Djibouti	5	0	0	0	5	0	1.4	0	0	100.0	0	0	3	0	0	3	0	0	3.0	0	0	66.7	0	0	04/04/2021				
Egypt	1009	0	0	0	1009	0	2.6	0	0	94.6	0	0	323	0	0	131	192	0	3.2	0	0	87.9	0	0	01/04/2021				
Iran	618	0	0	0	618	0	3.0	0	0	98.5	0	0	154	0	0	28	126	0	3.0	0	0	95.5	0	0	04/04/2021				
Iraq	476	0	0	0	476	0	2.8	0	0	93.3	0	0	189	0	0	20	169	0	4.2	0	0	96.8	0	0	03/04/2021				
Jordan	32	0	0	0	32	0	0.8	0	0	96.9	0	0	2	0	0	0	2	0	0.2	0	0	100.0	0	0	28/02/2021				
Kuwait	36	0	0	0	36	0	4.1	0	0	91.7	0	0	8	0	0	4	4	0	3.5	0	0	87.5	0	0	28/03/2021				
Lebanon	49	0	0	3	46	0	2.6	3	0	89.8	0	0	6	0	0	5	1	0	1.3	0	0	100.0	0	0	19/03/2021				
Libya	95	0	0	0	94	1	3.6	0	0	100.0	0	0	16	0	0	12	4	0	2.4	0	0	100.0	0	0	04/04/2021				
Morocco	87	0	0	3	84	0	0.9	3	0	78.2	0	0	11	0	0	11	0	0	0.4	0	0	36.4	0	0	26/03/2020				
Oman	22	0	0	0	22	0	1.9	0	0	100.0	0	0	1	0	0	0	1	0	0.3	0	0	100.0	0	0	04/04/2021				
Pakistan	11962	84	23	44	11671	142	15.2	44	1	85.4	84	0	2525	1	0	455	2058	11	12.6	10	0	87.4	1	0	04/04/2021				
Palestine	16	0	0	0	16	0	0.9	0	0	100.0	0	0	3	0	0	3	0	0	0.6	1	0	100.0	0	0	28/03/2021				
Qatar	9	0	0	0	9	0	2.1	0	0	33.3	0	0	1	0	0	1	0	0	0.9	0	0	100.0	0	0	04/04/2021				
Saudi Arabia	200	0	0	0	200	0	2.4	0	0	96.0	0	0	42	0	0	27	15	0	1.9	0	0	95.2	0	0	04/04/2021				
Somalia	376	0	0	5	356	15	4.7	5	1	94.7	0	0	90	0	0	26	64	0	4.2	0	0	96.7	0	0	04/04/2021				
Sudan	733	0	0	0	675	58	3.8	0	0	92.9	0	0	154	0	0	46	108	0	3.1	1	0	96.1	0	0	01/04/2021				
Syria	343	0	0	0	343	0	4.3	0	0	91.0	0	0	91	0	0	43	48	0	4.6	0	0	91.2	0	0	04/04/2021				
Tunisia	40	0	0	0	40	0	1.4	0	0	57.5	0	0	4	0	0	1	3	0	0.5	0	0	75.0	0	0	02/04/2021				
U.A.E	19	0	0	0	19	0	1.5	0	0	100.0	0	0	4	0	0	4	0	0	1.2	0	0	100.0	0	0	29/03/2021				
Yemen	825	0	1	20	775	29	5.4	20	6	88.7	0	0	209	0	0	178	31	0	5.3	1	0	90.4	0	0	03/04/2021				
EMR	20939	140	26	81	20137	559	7.9	81	8	88.6	140	0	4812	2	0	1212	3562	36	7.1	17	0	89.9	2	0					
2019	25771	176	7	0	25559	29	10.2	0	0	89.5	176	0																	

* Confirmed polio cases refer to wild isolation from AFP cases or from contacts of negative index AFP cases

** Non-polio AFP per 100,000 children <15 years

*** Adequate here refers to two stool specimens collected at least 24 hours apart, within 14 days of paralysis onset and specimens received in the lab in Good Condition

**** AFP cases co infected with P1 and P3 are counted separately as wild isolates

***** VDPV cases including all types (ambiguous, immune deficient & circulating)

Advance notification of 4 new cVDPV2 cases from Afghanistan onset in 2021 details will be shared in next bulletin

World Health Organization – Regional Office for Eastern Mediterranean
AFP SURVEILLANCE
Week 13, ending 4 April 2021

5-Apr-21
Number 1174

COUNTRY	2020						2021					
	# OF CONTACTS	LAB RESULTS					# OF CONTACTS	LAB RESULTS				
		WILD	VDPV	SL	NPEV	PENDING		WILD	VDPV	SL	NPEV	PENDING
AFG	1252	14	79	52	270	0	420	0	9	38	44	54
BAH	1	0	0	0	0	0	0	0	0	0	0	0
DJI	2	0	0	0	0	0	1	0	0	0	0	1
EGY	330	0	0	12	32	1	156	0	0	8	12	48
IRN	46	0	0	0	0	0	27	0	0	0	0	0
IRQ	168	0	0	4	10	0	49	0	0	3	6	0
JOR	0	0	0	0	0	0	0	0	0	0	0	0
KUW	0	0	0	0	0	0	0	0	0	0	0	0
LEB	5	0	0	0	0	0	0	0	0	0	0	0
LIB	19	0	0	0	0	0	0	0	0	0	0	0
MOR	8	0	0	0	0	4	5	0	0	0	0	5
OMA	64	0	0	2	8	1	0	0	0	0	0	0
PAK	4654	21	19	379	788	1	1137	0	2	98	116	65
PAL	0	0	0	0	0	0	0	0	0	0	0	0
QAT	0	0	0	0	0	0	0	0	0	0	0	0
SAA	18	0	0	0	0	6	5	0	0	0	0	5
SOM	1108	0	10	19	149	22	281	0	0	0	12	91
SUD	364	0	18	2	14	166	35	0	0	0	0	22
SYR	280	0	0	11	15	0	8	0	0	0	0	5
TUN	6	0	0	0	0	1	1	0	0	0	0	0
UAE	0	0	0	0	0	0	0	0	0	0	0	0
YEM	230	0	0	6	40	1	75	0	0	2	4	48
EMR	8555	35	126	487	1326	203	2200	0	11	149	194	344

Table 4 (B): Most recent wild contacts in EMRO, 2020-2021

Year	Country	Data	
		Count of wild contacts	Date of Most Recent stool collection
2020	Afghanistan	14	26/Jul/20
	Pakistan	21	14/Dec/20
2020 Total		35	14/Dec/20

Table 4 (C): Number of distribution by district of -ve index AFP cases identified as wild positive by contact in EMR, 2020-2021

YEAR	COUNTRY	PROVINCE	DISTRICT	COUNT	First case	Last case
2020	AFG	KANDAHAR	NESH	1	23-May-20	23-May-20
			HILMAND	1	04-Jan-20	04-Jan-20
			NIMROZ	1	28-Feb-20	28-Feb-20
			FARAH	1	06-May-20	06-May-20
	PAK	BALOCHISTAN	KSAIFULLAH	1	01-Sep-20	01-Sep-20
			PUNJAB	1	24-Jul-20	24-Jul-20
			LAHORE	2	18-Jan-20	05-Jul-20
			DG KHAN	1	20-Jan-20	20-Jan-20
			KHYBER PAKHTUNKHWA (KP)	1	20-Jan-20	20-Jan-20
			SINDH	2	07-Feb-20	14-Jul-20
2020 Total				11	04-Jan-20	01-Sep-20

Table 5: Laboratory investigation of AFP cases with paralysis onset in 2020 up to Week (13/2021) / Ending on : (04/04/2021)

Country	Polio laboratories ITD / Nucleotide Sequencing (Nucleotide Sequencing performed by EGY, PAK, TUN, CDC and RIVM laboratories)	AFP cases with specimens	Preliminary virus isolation results of AFP cases						Poliovirus intratypic differentiation results #									Indicators				Latest report Date				
			Referred for ITD		NPEV only	Negative	Pending		Type 1			Type 2			Type 3			Discordant pending sequence	NPEV by PCR	Non-EV	Pending ITD		% specimens positive for NPEV*	% AFP cases with culture results within 14 days	% AFP cases with ITD results within 7 days	% AFP cases with ITD results within 45 days of onset**
			L20B+	L20B+/NPEV			received < / = 14 days	received > 14 days ago	Wild	Sabin	VDPV	Wild	Sabin	VDPV	Wild	Sabin	VDPV									
Afghanistan	RRL Pakistan	930	108	12	90	587	92	1	1	25			52	24		31				7	10%	100%	98%	99%	04/04/2021	
Bahrain	NPL Oman / CDC																								29/03/2021	
Djibouti	NPL Kenya / CDC	3						3																	04/04/2021	
Egypt***	RRL Egypt	302	26	3	21	171	67	14		1			28								8%	100%	100%	99%	01/04/2021	
Iran	NPL Iran / CDC	160	8		3	140	10						6		1					1	1%	99%	100%	100%	03/04/2021	
Iraq	RRL Egypt	189			8	169	12														5%	100%		98%	02/04/2021	
Jordan	NPL Jordan / RRL EGYPT	2			1	1															50%	100%		100%	04/04/2021	
Kuwait	RRL Kuwait / RIVM	8				7	1														0%	100%		100%	01/04/2021	
Lebanon	NPL Jordan / RRL EGYPT	5				3	2														0%	100%			04/04/2021	
Libya	RRL Tunisia / RIVM	1						1																	15/02/2021	
Morocco	NPL Morocco / RRL Tunisia	5				5															0%	100%		100%	26/03/2021	
Oman	NPL Oman / CDC	1				1															0%	100%		100%	29/03/2021	
Pakistan	RRL Pakistan	2494	189	16	305	1769	180	4	1	56			116	9		54			1	4	10%	100%	100%	98%	04/04/2021	
Palestine & UNRWA		3				3															0%	0%		100%	28/03/2021	
Qatar	NPL Oman / CDC																								29/03/2021	
Saudi Arabia	NPL Saudi Arabia / CDC	42				39	3	1													0%	97%		100%	04/04/2021	
Somalia	NPL Kenya / CDC	90			6	58	7	19													9%	6%		97%	04/04/2021	
Sudan	NPL Sudan / RRL Egypt	123			14	93		16													12%	100%			18/03/2021	
Syria	NPL Syria / RRL Egypt	76			1	51	9	15													1%	100%		0%	29/03/2021	
Tunisia	RRL Tunisia	3				3															0%	100%		100%	15/02/2021	
U.A.E	NPL Oman / CDC																								29/03/2021	
Yemen	NPL Kenya / CDC	33	3		6	24									2				1		16%	100%	100%	3%	03/04/2021	
Total EMR 2021		4470	334	31	455	3124	383	74	2	82			202	33		88			1	1	12	9%	98%	99%	98%	
Total EMR 2020		20386	1681	93	3046	15548		6	129	352	19		509	468		460	2		16	18	11	3	14%	94%	97%	93%

* Specimens from all sources including non-AFP cases, excluding environmental samples

** This indicator reflects surveillance and laboratory activities

Table 6: Environmental isolate by year and type

COUNTRY	LAB RESULTS	2016	2017	2018	2019	2020	2021
AFG	Wild	2	42	83	56	28	1
	Wild+cVDPV2					7	2
	aVDPV2					167	33
	cVDPV2					111	9
	Enteric	125	170	177	138	111	9
	Negative	6	9	5	3	3	
	Pending						24
SL1/3	36	94	71	60	31	2	
SL2	16	1		2	64	52	
AFG Total		185	316	336	259	413	123
EGY	aVDPV1					1	
	aVDPV2					1	
	aVDPV3					1	
	cVDPV2						9
	Enteric	354	322	321	397	288	45
	Negative	34	41	32	34	41	10
	Pending						21
SL1/3	79	159	187	269	212	36	
SL2	60					28	
VDPV2	1						
VDPV3							
EGY Total		528	522	540	700	545	149
IRN	Wild				3		1
	cVDPV2					3	5
	Enteric		1	29	55	23	
	Negative		1	3	3		
	Pending		4	22	10	16	2
SL1/3					1	2	
SL2							
IRN Total		6	34	54	71	43	10
JOR	Enteric	1	13	27	24	9	2
	Negative		2			1	
	Pending					1	2
	SL1/3	1	16	9	12	14	5
JOR Total		2	31	36	36	25	9
KUW	Enteric				9		
	SL1/3				4		
	(blank)				1		
KUW Total				14			
LEB	Enteric	2	12	24	15	16	1
	Negative	2	1	1	3	2	
	Pending						2
	SL1/3	4	14	20	29	13	1
LEB Total		8	27	45	47	31	4
PAK	aVDPV1						1
	Wild	59	105	139	367	337	30
	Wild+cVDPV2	1			10	91	14
	Wild+aVDPV2	1			2	6	
	aVDPV2	3	4			16	11
	cVDPV2	2			29	44	12
	Enteric	300	392	404	308	135	31
	Negative	6		3	4	6	1
	Pending						28
	SL1/3	77	106	127	90	49	2
	SL2	79	25		22	146	71
PAK Total		529	633	673	822	630	205
SOM	aVDPV2					1	
	cVDPV2		2	18	5	26	
	cVDPV2+cVDPV3						
	cVDPV3		11				
	Enteric	16	25		22	31	5
	Negative	14			29	34	6
	Pending					1	14
SL1/3	2	8	6	6	6		
SL2	2	10			5		
SOM Total		36	213	63	83	25	
SUD	cVDPV2					14	
	Enteric			15	51	32	2
	Negative				4	2	
	Pending						10
	SL1/3				5	2	2
SL2							
SUD Total				15	60	50	14
SYR	Enteric		4	72	111	152	31
	Negative			21	30	17	1
	Pending						5
	SL1/3			6	44	36	5
	SL2			3			
SYR Total		4	102	185	205	42	
TOTAL		1248	1975	2017	2267	2228	581

Table 7: Environmental Wild/VDPV isolate by site 2020-2021

YEAR	COUNTRY	LAB RESULTS	PROVINCE	Count	First date	Last date		
2020	AFG	Wild	HILMAND	10	1/Jan/20	24/Aug/20		
			HIRAT	4	26/Apr/20	23/Aug/20		
			KABUL	1	26/Sep/20	26/Sep/20		
			KANDAHAR	9	28/Jan/20	25/Jun/20		
			KHOST	1	25/Apr/20	25/Apr/20		
			KUNDUZ	1	27/Sep/20	27/Sep/20		
			NANGARHAR	2	26/Jan/20	6/Oct/20		
			Wild+cVDPV2	HILMAND	1	6/Sep/20	6/Sep/20	
			KANDAHAR	4	25/Jun/20	6/Dec/20		
			NANGARHAR	2	8/Jan/20	25/Jul/20		
			HILMAND	34	27/May/20	27/Dec/20		
			HIRAT	3	26/Sep/20	26/Dec/20		
			KABUL	19	26/Apr/20	5/Nov/20		
			KANDAHAR	35	9/Jul/20	27/Dec/20		
		KHOST	6	24/Jun/20	23/Nov/20			
		KUNAR	5	6/Jun/20	7/Nov/20			
		KUNDUZ	2	23/Aug/20	24/Oct/20			
		LAGHMAN	4	24/Jul/20	6/Oct/20			
		NANGARHAR	58	7/Jan/20	23/Dec/20			
		PAKTYA	1	26/Jul/20	26/Jul/20			
		aVDPV2	HILMAND	1	27/Sep/20	27/Sep/20		
		KABUL	1	26/Dec/20	26/Dec/20			
		AFG Total		204		1/Jan/20	27/Dec/20	
		EGY	aVDPV2	GIZA	1	21/Sep/20	21/Sep/20	
		EGY Total		1		21/Sep/20	21/Sep/20	
		IRN	cVDPV2	S & B	3	3/Oct/20	25/Dec/20	
		IRN Total		3		3/Oct/20	25/Dec/20	
		PAK	Wild	AJK	1	25/Feb/20	25/Feb/20	
				BALOCHISTAN	71	1/Jan/20	21/Sep/20	
				GBALISTAN	1	12/May/20	12/May/20	
				ISLAMABAD	5	16/Jan/20	10/Nov/20	
				KPAKHTUNKHWA	23	28/Jan/20	18/Dec/20	
				PUNJAB	122	4/Jan/20	28/Dec/20	
SINDH	114			3/Jan/20	8/Dec/20			
Wild+cVDPV2	BALOCHISTAN			27	1/Feb/20	21/Dec/20		
KPAKHTUNKHWA	1			11/Mar/20	11/Mar/20			
PUNJAB	14			4/Jan/20	12/Oct/20			
SINDH	49			3/Jan/20	10/Dec/20			
Wild+aVDPV2	BALOCHISTAN			1	17/Dec/20	17/Dec/20		
PUNJAB	5			16/Mar/20	21/Dec/20			
cVDPV2	BALOCHISTAN			15	2/Jun/20	28/Dec/20		
KPAKHTUNKHWA	5			10/Jan/20	15/Oct/20			
PUNJAB	3			16/Jan/20	18/Dec/20			
SINDH	21			8/Jun/20	10/Dec/20			
aVDPV2	BALOCHISTAN			3	17/Sep/20	17/Nov/20		
KPAKHTUNKHWA	6			10/Apr/20	2/Dec/20			
PUNJAB	5			4/May/20	30/Dec/20			
SINDH	2	13/Oct/20	3/Nov/20					
PAK Total		494		1/Jan/20	30/Dec/20			
SOM	cVDPV2	BANADIR	23	5/Jan/20	24/Oct/20			
		BAY	2	19/Jun/20	20/Jun/20			
		LOWER JUBA	1	8/Sep/20	8/Sep/20			
SOM Total		26		5/Jan/20	24/Oct/20			
SUD	cVDPV2	KHARTOUM	14	29/Mar/20	9/Nov/20			
SUD Total		14		29/Mar/20	9/Nov/20			
2020 Total				742	1/Jan/20	30/Dec/20		
2021	AFG	Wild+cVDPV2	HILMAND	1	23/Feb/21	23/Feb/21		
			HILMAND	13	4/Jan/21	7/Mar/21		
			KABUL	1	6/Mar/21	6/Mar/21		
			KANDAHAR	15	5/Jan/21	7/Mar/21		
			KUNDUZ	1	23/Feb/21	23/Feb/21		
			NANGARHAR	3	5/Jan/21	7/Mar/21		
			KABUL	1	3/Feb/21	3/Feb/21		
			KANDAHAR	1	7/Mar/21	7/Mar/21		
			AFG Total		36		4/Jan/21	7/Mar/21
			EGY	cVDPV2	ALEXANDRIA	2	10/Jan/21	25/Feb/21
					ASWAN	2	20/Jan/21	9/Feb/21
	BENI SUEF	1			27/Jan/21	27/Jan/21		
	GIZA	1			31/Jan/21	31/Jan/21		
	KAFR EL-SHEIKH	1			27/Jan/21	27/Jan/21		
	QENA	2			23/Jan/21	23/Feb/21		
	EGY Total				9		10/Jan/21	25/Feb/21
	IRN	cVDPV2	S & B	1	20/Feb/21	20/Feb/21		
	IRN Total		1		20/Feb/21	20/Feb/21		
	PAK	Wild	BALOCHISTAN	6	20/Jan/21	28/Feb/21		
			ISLAMABAD	2	11/Jan/21	10/Feb/21		
			KPAKHTUNKHWA	5	18/Jan/21	10/Mar/21		
			PUNJAB	11	4/Jan/21	17/Mar/21		
			SINDH	6	4/Jan/21	5/Mar/21		
			Wild+cVDPV2	BALOCHISTAN	9	2/Jan/21	2/Mar/21	
			KPAKHTUNKHWA	1	11/Jan/21	11/Jan/21		
			PUNJAB	2	11/Jan/21	18/Jan/21		
			SINDH	2	2/Mar/21	10/Mar/21		
			Wild+aVDPV2	BALOCHISTAN	1	1/Jan/21	1/Jan/21	
			PUNJAB	1	8/Jan/21	8/Jan/21		
			SINDH	2	12/Jan/21	4/Feb/21		
			cVDPV2	BALOCHISTAN	7	1/Jan/21	16/Mar/21	
			KPAKHTUNKHWA	2	16/Jan/21	2/Mar/21		
			SINDH	3	12/Jan/21	9/Feb/21		
aVDPV2			AJK	1	16/Mar/21	16/Mar/21		
KPAKHTUNKHWA			3	1/Mar/21	18/Mar/21			
PUNJAB			3	1/Mar/21	17/Mar/21			
SINDH			4	12/Jan/21	8/Mar/21			
PAK Total		71		1/Jan/21	18/Mar/21			
2021 Total				117	1/Jan/21	18/Mar/21		

Figure 1: Non Polio AFP Rate and Wild Virus in EMR 01/01/2021 - 04/04/2021

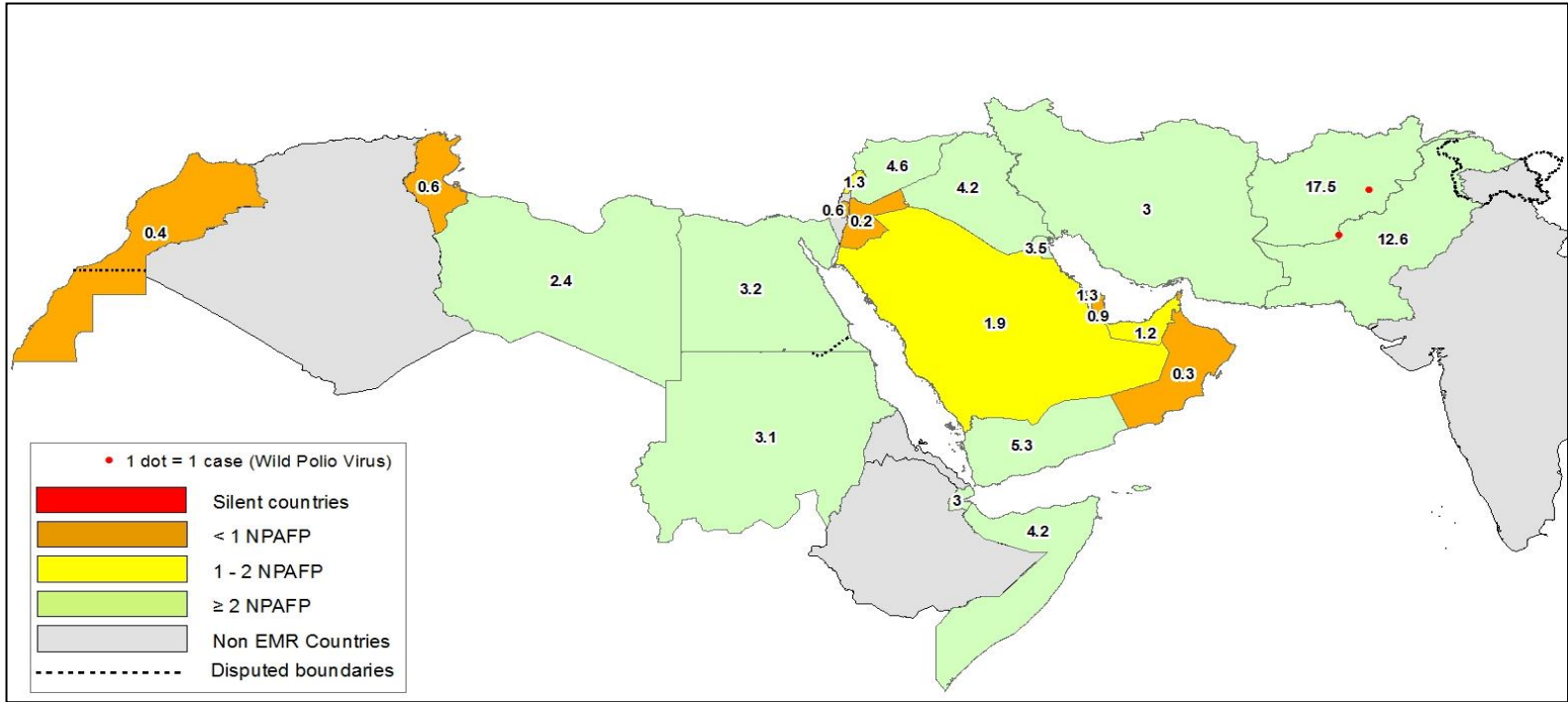


Figure 2: Percent of AFP cases with Adequate Samples & Compatible Cases in EMR 01/01/2021 - 04/04/2021

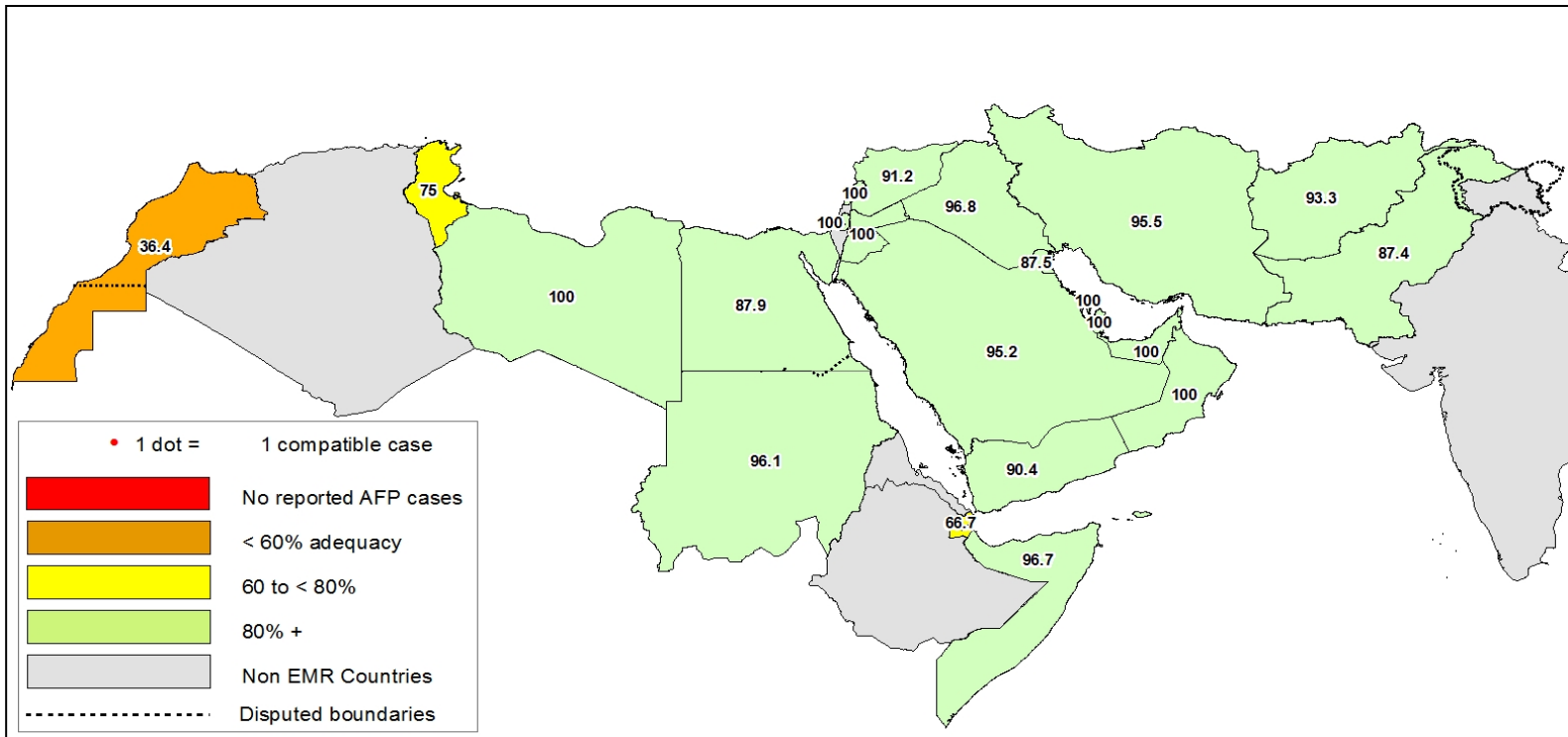


Table 8: Wild polio cases by country and date of onset of paralysis in EMR, 2020 - 2021

Year	COUNTRY	Count	First Case	Last Case
2020	AFG	56	4-Jan-20	19-Oct-20
	PAK	84	1-Jan-20	23-Nov-20
2020 Total		140	1-Jan-20	23-Nov-20
2021	AFG	1	1-Jan-21	1-Jan-21
	PAK	1	27-Jan-21	27-Jan-21
2021 Total		2	1-Jan-21	27-Jan-21

Figure 3: Non Polio AFP rate by Province in Afghanistan & by District in Pakistan 01/01/2021 - 04/04/2021

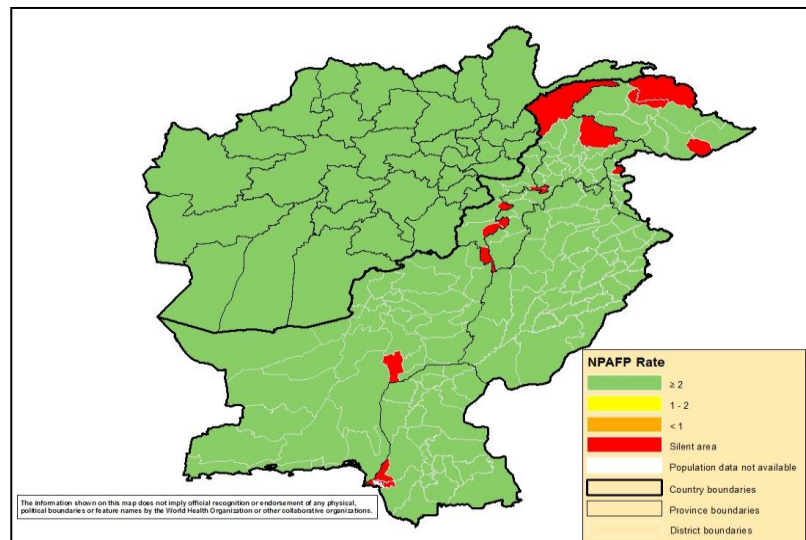


Figure 4: Percent of AFP cases with Adequate Samples in Afghanistan by Province & Pakistan by District 01/01/2021 - 04/04/2021

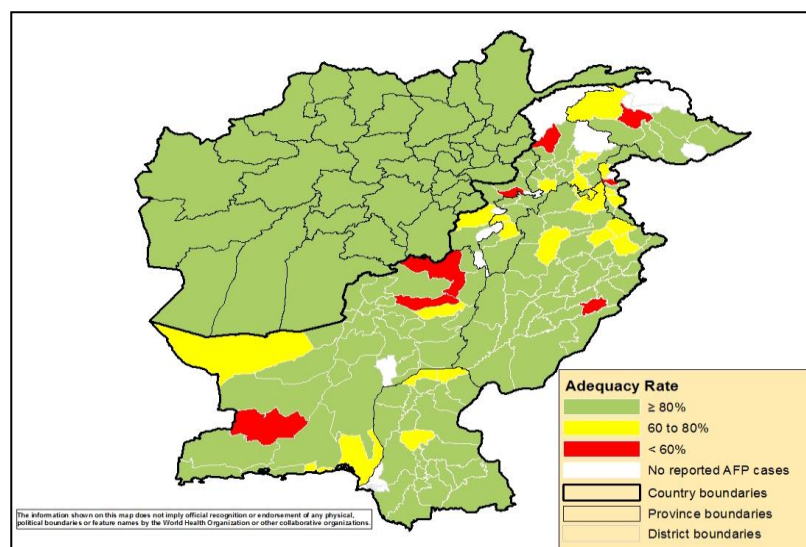
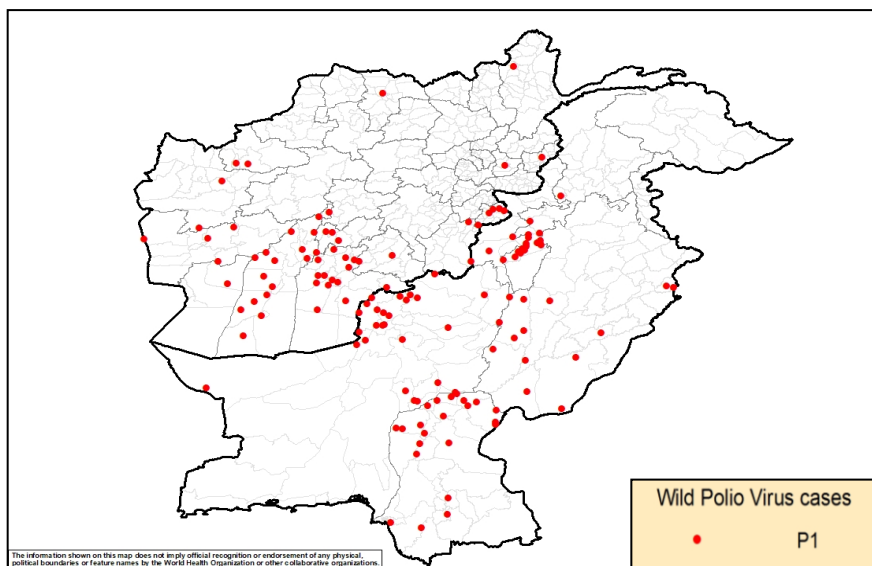
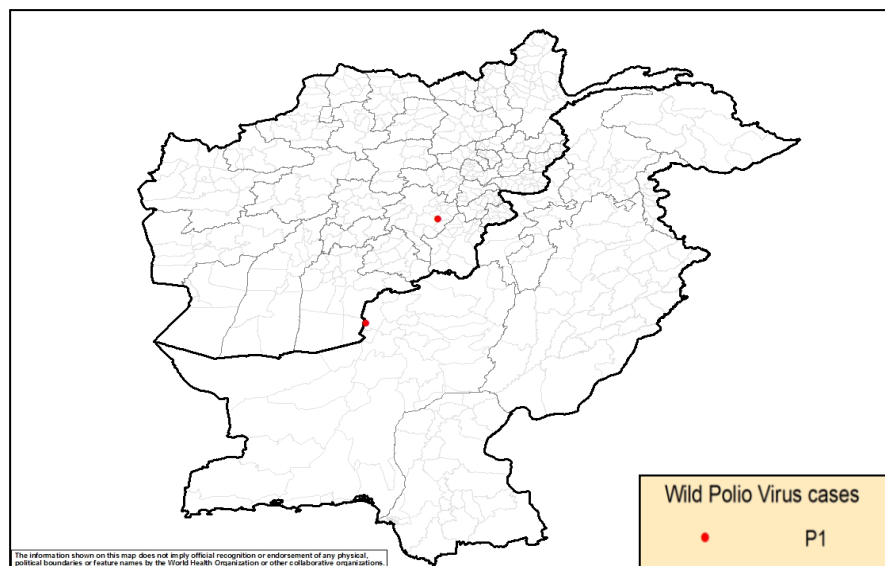


Figure 5: Wild Virus Cases by Type & District in Afghanistan & Pakistan

5(a) 01/01/2020 - 31/12/2020



5(b) 01/01/2021 - 04/04/2021



World Health Organization – Regional Office for Eastern Mediterranean

AFP SURVEILLANCE

Week 13, ending 4 April 2021

5-Apr-21

Number 1174

Table 9: Wild Polio cases by district and date of onset of paralysis, Afghanistan 2020-2021

ONSETYR	PROVINCE	DISTRICT	Count	First case	Last case
2020	BALKH	DEHDADI	1	15-Mar-20	15-Mar-20
	HIRAT	PASHTUNZARGHUN	1	29-Jun-20	29-Jun-20
		SHINDAND	1	21-Mar-20	21-Mar-20
	FARAH	BALABULUK	2	11-May-20	17-May-20
		ANARDARA	1	6-May-20	6-May-20
		BAKWA	1	4-Feb-20	4-Feb-20
	BADGHIS	QALA-E-NAW	1	5-Sep-20	5-Sep-20
		QADIS	1	13-May-20	13-May-20
	KUNAR	SHIGAL WA SHEL TAN	1	5-Mar-20	5-Mar-20
	LAGHMAN	MEHTARLAM	1	10-Feb-20	10-Feb-20
	PAKTIKA	NAKA	1	12-Aug-20	12-Aug-20
	KHOST	NADIRSHAHKOT	1	7-Sep-20	7-Sep-20
		BAK	2	3-Sep-20	7-Sep-20
		SABARI	1	8-Aug-20	8-Aug-20
		SPERA	1	1-Aug-20	1-Aug-20
	KANDAHAR	MARUF	1	14-Oct-20	14-Oct-20
		KANDAHAR	3	22-Jun-20	13-Sep-20
		ZHERAY	3	20-Jul-20	24-Aug-20
		SPINBOLDAK	1	25-Jul-20	25-Jul-20
		PANJWAYI	1	10-Jun-20	10-Jun-20
		SHAHWALIKOT	3	4-Mar-20	6-Jun-20
		NESH	1	23-May-20	23-May-20
		GHORAK	1	19-Mar-20	19-Mar-20
	ZABUL	QALAT	1	6-Aug-20	6-Aug-20
		ARGHANDAB	1	14-Jul-20	14-Jul-20
		MIZAN	1	21-Jan-20	21-Jan-20
	HILMAND	NAD-E-ALI	2	1-May-20	19-Oct-20
		WASHER	3	4-Jan-20	19-Oct-20
		BAGHRAN	2	16-Jul-20	4-Sep-20
		KAJAKI	2	10-Jun-20	27-Jul-20
		REG	4	25-May-20	3-Jun-20
		DEH-E-SHU	1	27-May-20	27-May-20
NAWZAD		1	11-May-20	11-May-20	
SANGIN		1	7-May-20	7-May-20	
URUZGAN	SHAHID-E-HASSAS	3	14-Jun-20	12-Jul-20	
	TIRINKOT	1	28-May-20	28-May-20	
NIMROZ	KHASHROD	1	28-Feb-20	28-Feb-20	
BADAKHSHAN	YAWAN	1	10-Mar-20	10-Mar-20	
2020 Total			56	4-Jan-20	19-Oct-20
2021	GAZNI	ANDAR	1	1-Jan-21	1-Jan-21
2021 Total			1	1-Jan-21	1-Jan-21

World Health Organization – Regional Office for Eastern Mediterranean

AFP SURVEILLANCE

Week 13, ending 4 April 2021

5-Apr-21

Number 1174

Table 10: Wild Polio cases by district and date of onset of paralysis, Pakistan 2020-2021

ONSETYR	PROVINCE	DISTRICT	Count	First case	Last case
2020	KHYBER PAKHTUNKHWA	PESHAWAR	1	13-Jul-20	13-Jul-20
		WAZIR-S	2	21-Feb-20	8-Jun-20
		BANNU	1	27-Apr-20	27-Apr-20
		TANK	4	11-Jan-20	15-Mar-20
		KARAK	2	20-Jan-20	13-Mar-20
		LAKKIMRWT	12	2-Jan-20	9-Mar-20
	BALOCHISTAN	KABDULAH	3	11-May-20	23-Nov-20
		QUETTA	5	17-Jul-20	5-Nov-20
		MASTUNG	1	15-Oct-20	15-Oct-20
		PISHIN	6	31-Jan-20	3-Oct-20
		KSAIFULAH	1	1-Sep-20	1-Sep-20
		CHAGHAI	1	4-Jun-20	4-Jun-20
		DUKKI	1	26-May-20	26-May-20
		JHALMAGSI	1	19-Apr-20	19-Apr-20
		ZHOB	2	22-Feb-20	13-Apr-20
		NSIRABAD	2	3-Jan-20	13-Apr-20
		SOHBATPUR	1	12-Feb-20	12-Feb-20
		JAFARABAD	1	12-Feb-20	12-Feb-20
		SIBI	1	7-Feb-20	7-Feb-20
		PUNJAB	LAYYAH	1	21-Oct-20
	MUZFARGARH		1	4-Oct-20	4-Oct-20
	VEHARI		1	16-Sep-20	16-Sep-20
	DGKHAN		5	18-Jan-20	14-Sep-20
	BAHAWALPUR		2	17-Aug-20	5-Sep-20
	RYKHAN		1	1-Sep-20	1-Sep-20
	LAHORE		2	12-Jun-20	24-Jul-20
	RAJANPUR		1	2-Jun-20	2-Jun-20
	SINDH	JACOBABAD	4	7-Feb-20	14-Jul-20
		GHOTKI	4	2-Mar-20	9-Jul-20
		KHILANDHI	1	9-Jun-20	9-Jun-20
		LARKANA	1	21-May-20	21-May-20
		KAMBAR	3	8-Jan-20	11-Apr-20
		KHAIRPUR	1	27-Mar-20	27-Mar-20
		NFEROZ	2	8-Feb-20	22-Feb-20
		SHIKARPUR	1	11-Feb-20	11-Feb-20
		KASHMORE	2	16-Jan-20	3-Feb-20
SUJAWAL		1	7-Jan-20	7-Jan-20	
T.ALLAHYAR		1	7-Jan-20	7-Jan-20	
BADIN		1	1-Jan-20	1-Jan-20	
2020 Total			84	1-Jan-20	23-Nov-20
2021	BALOCHISTAN	KABDULAH	1	27-Jan-21	27-Jan-21
2021 Total			1	27-Jan-21	27-Jan-21

World Health Organization – Regional Office for Eastern Mediterranean

AFP SURVEILLANCE

5-Apr-21

Week 13, ending 4 April 2021

Number 1174

Table 11: Circulating VDPV2 cases and date of onset of paralysis in EMR countries by provinces 2020-2021

YEAR	COUNTRY	PROVINCE	Count	First Case	Last Case		
2021	AFG	FARAH	4	1-Jan-21	24-Feb-21		
		LOGAR	1	19-Feb-21	19-Feb-21		
		KANDAHAR	1	16-Feb-21	16-Feb-21		
		WARDAK	1	3-Mar-21	3-Mar-21		
		HIRAT	1	20-Feb-21	20-Feb-21		
		BADGHIS	4	12-Jan-21	24-Jan-21		
		FARYAB	1	28-Jan-21	28-Jan-21		
		HILMAND	1	5-Jan-21	5-Jan-21		
		GHAZNI	5	8-Jan-21	7-Feb-21		
		ZABUL	5	7-Jan-21	22-Feb-21		
		PAK	KHYBER PAKHTUNKHWA	1	14-Jan-21	14-Jan-21	
			PUNJAB	1	7-Jan-21	7-Jan-21	
			SINDH	2	5-Jan-21	7-Jan-21	
BALUCHISTAN	2		2-Jan-21	3-Jan-21			
Total 2021			30	1-Jan-21	3-Mar-21		
2020	SOM	LOWER JUBA	1	29-Aug-20	29-Aug-20		
		AWDAL	1	1-Aug-20	1-Aug-20		
		GALBEED	1	29-Sep-20	29-Sep-20		
		HIRAN	1	18-Oct-20	18-Oct-20		
		MIDDLE SHABELLE	1	17-Jul-20	17-Jul-20		
		BAY	2	3-Sep-20	25-Oct-20		
		BANADIR	7	18-Jun-20	30-Sep-20		
		SUD	SOUTH DARFUR	3	7-Mar-20	18-Dec-20	
			NORTH DARFUR	2	26-Nov-20	13-Dec-20	
			EAST DARFUR	3	12-May-20	24-Jul-20	
			KHARTOUM	4	15-Jul-20	16-Nov-20	
	KASSALA		11	28-Jul-20	6-Nov-20		
	GEZIRA		5	9-Jul-20	19-Sep-20		
	RIVER NILE		5	29-Jun-20	27-Sep-20		
	RED SEA		8	29-Apr-20	29-Nov-20		
	WEST DARFUR		1	19-May-20	19-May-20		
	BLUE NILE		4	7-Aug-20	26-Nov-20		
	SOUTH KORDOFAN		2	20-Nov-20	25-Nov-20		
	NORTH KORDOFAN		3	29-Aug-20	2-Dec-20		
	SENNAR		1	16-Aug-20	16-Aug-20		
	WHITE NILE		3	15-Jun-20	22-Aug-20		
	GEDARIF		3	1-Apr-20	1-Aug-20		
	AFG		FARAH	17	1-Jun-20	27-Dec-20	
		BALKH	2	29-Oct-20	3-Nov-20		
		BADGHIS	10	1-Nov-20	27-Dec-20		
		FARYAB	1	18-Oct-20	18-Oct-20		
		SAMANGAN	1	1-Nov-20	1-Nov-20		
		HIRAT	2	10-Aug-20	15-Aug-20		
		LOGAR	4	20-Aug-20	18-Nov-20		
		KANDAHAR	75	4-Aug-20	30-Dec-20		
		HILMAND	40	1-Aug-20	24-Dec-20		
		JAWZIAN	3	4-Aug-20	21-Nov-20		
		KABUL	7	6-Jul-20	12-Oct-20		
		NURISTAN	2	21-Jun-20	13-Jul-20		
		NIMROZ	3	6-Jul-20	8-Aug-20		
		KHOST	17	5-Jul-20	19-Oct-20		
		PAKTYA	5	18-Jun-20	25-Oct-20		
		KUNDUZ	3	28-Aug-20	3-Oct-20		
		PAKTIKA	5	25-Aug-20	7-Oct-20		
		GHAZNI	7	29-Aug-20	26-Dec-20		
		BADAKHSHAN	1	23-Apr-20	23-Apr-20		
		LAGHMAN	14	20-May-20	23-Sep-20		
		TAKHAR	1	20-Sep-20	20-Sep-20		
		ZABUL	12	17-Sep-20	15-Nov-20		
		GHOR	1	14-Nov-20	14-Nov-20		
		URUZGAN	15	28-Aug-20	22-Dec-20		
		PARWAN	1	4-Sep-20	4-Sep-20		
		WARDAK	5	6-Sep-20	22-11-20		
		KUNAR	9	6-Apr-20	29-Sep-20		
		NANGARHAR	45	5-Feb-20	21-Sep-20		
		PAK	SINDH	45	2-May-20	28-Nov-20	
			BALUCHISTAN	23	29-Feb-20	24-Dec-20	
			PUNJAB	25	5-Feb-20	5-Nov-20	
			KHYBER PAKHTUNKHWA	42	2-Jan-20	24-May-20	
			Total 2020			515	2-Jan-20

Advance notification of 4 new cVDPV2 cases from Afghanistan onset in 2021 - details will be shared in next bulletin

