

## Highlights of Polio Fax Bulletin No. 1180 for Week 19 2021

### I. Salient features this week

1. Polio eradication teams at the Regional and Country levels continue to contribute to the COVID19 Response, particularly in areas of surveillance (field and laboratory), data analysis, communications and coordination.
2. No new wild poliovirus type-1 (WPV1) cases or new positive environmental samples reported this week.
3. No new circulating vaccine derived poliovirus type-1 (cVDPV1) cases reported this week.
4. Six new circulating vaccine derived poliovirus type-2 (cVDPV2) cases reported in 2021 (Afghanistan 5 – Pakistan 1) this week, and no new positive environmental samples were reported.

### II. Wild Poliovirus Type-1 (WPV1) Transmission

WPV1 transmission continues though restricted globally to only two countries in the EMR namely Pakistan and Afghanistan – the remaining polio endemic countries in the world.

As of week 19 of 2021, two WPV1 cases were reported [68 in the same period in 2020; Afghanistan – 18, Pakistan - 50].

- a. *Human samples*: No new WPV1 cases or positive environmental samples reported this week.

#### Afghanistan:

In 2021 to date, **1 WPV1** case has been reported so far from Southeast Region with onset of paralysis **1 January 2021**.

#### Pakistan:

In 2021 to date, **1 WPV1** case has been reported so far from Balochistan province with date of onset **27 January 2021**.

- b. *Environmental samples*: No new WPV1 positive environmental samples reported this week.

- **Afghanistan**: In 2021 to date, there is **1** WPV1 combined with cVDPV2 positive environmental sample reported with collection date on **23 February 2021**.

- **Pakistan**: In 2021, there are **55** WPV1 positive environmental samples (including 15 mixture of WPV1 and cVDPV2 and 4 mixture of WPV1 and aVDPV2) with most recent sample collected on **12 April 2021**.

### III. Vaccine Derived Polioviruses (VDPVs): Six new cVDPV2 cases reported this week (Afghanistan 5 – Pakistan 1) and no new VDPV positive environmental samples reported this week.

In 2021 to date, two cVDPV1 reported from Yemen and 45 cVDPV2 cases were reported (Afghanistan 38 and Pakistan 7).

1. **Outbreaks**: *Six countries have VDPVs outbreaks, five with cVDPV2 and one with cVDPV1.*

**Afghanistan**: Five new cVDPV2 cases reported this week and no new VDPV positive environmental samples were reported.

The five newly reported cVDPV2 cases are: three from West Region (Hirat 2 – Farah 1) and one each from North Region (Faryab province) and from Central Region (Wardak province). The dates of onset of the cases vary between 26 March to 22 April 2021.

In 2021 to date, there are **38 cVDPV2** cases: 15 from West Region, 11 from South Region, seven from South East Region, three from Central Region and two from North Region. **The most recent case had onset on 22 April 2021.**

*Environment*: In 2021 to date, there are **39** cVDPV2 positive environmental samples including 1 mixture of WPV1 and cVDPV2 reported with **most recent sample collected on 25 April 2021**.

**Pakistan**: One new cVDPV2 case reported this week and no new positive environmental samples reported.

The reported cVDPV2 case is from Mastung district, Balochistan province, with date of onset 8 April 2021.

In 2021, there are **seven** cVDPV2 cases reported three from Balochistan, two from Sindh and one each from Khyber Pakhtunkhwa (KP) and Punjab provinces with **most recent onset on 8 April 2021**.

*Environment*: In 2021 to date; there are **30** cVDPV2 positive samples including 15 mixture of WPV1 and cVDPV2 with **most recent sample collected on 29 March 2021**.

**SOMALIA**: No new cVDPV2 isolates from human or environmental samples reported this week.

No VDPV isolates from human or environmental sample in 2021 so far.

**The most recent isolate was from a case having onset of paralysis on 25 October 2020.**

**SUDAN**: No new cVDPV2 isolates from human or environmental samples reported this week.

No VDPV isolates from human or environmental sample in 2021 so far.

**The most recent isolate was from a case having onset of paralysis on 18 December 2020.**

**Egypt**: No new cVDPV2 isolates from human or environmental samples reported this week.

In 2021 to date, **nine** cVDPV2 positive environmental samples are reported. These include two each from Aswan, Qena and Alexandria provinces; and one each from Beni Suef, Kafr El Sheikh and Giza provinces. The samples are genetically related with each other and belong to CHA-NDG-1 emergence (importation from Sudan/Chad). **Date of the recent most cVDPV2 positive environmental sample is 25 February 2021. There is no child paralyzed due to cVDPV2.**

**YEMEN:** No new cVDPV1 cases reported this week.

In 2021 to date, **2** cVDPV1 cases were reported with most recent date of onset on 15 February 2021.

**VDPV Events:** There is one country having an Event due to VDPV2. Response per WHO's SOPs are ongoing.

**Iran:** In 2021 to date, **1** cVDPV2 positive environmental sample was collected from Zehedan district, Sistan & Balochistan province. The isolate is genetically related with earlier Pakistan virus. **Date of collection was on 20 February 2021. There is no child paralyzed due to cVDPV2.**

#### IV. Surveillance performance indicators

In 2021, 11 out of 22 member states (14 in the same period in 2020) are meeting the global target of both key surveillance indicators: non polio AFP rate of 2/100,000 children aged below 15 years and percent AFP cases with adequate specimen 80% and above.

- Morocco and Tunisia are missing both indicators as their non-polio AFP rates are 0.4 and 0.8 and the percentages of AFP cases with adequate stool specimens is 35.3% and 70.0% respectively.
- Bahrain, Jordan, Lebanon, Oman, Palestine, Qatar, Saudi Arabia, and United Arab Emirates have a non-polio AFP rate of 1.7, 0.2, 1.5, 0.4, 0.4, 0.6, 1.5 and 0.7 respectively.
- Djibouti has AFP cases with adequate stool specimens is 75.0%.

## World Health Organization – Regional Office for Eastern Mediterranean

## AFP SURVEILLANCE

17-May-21

Week 19, ending 16 May 2021

Number 1180

Table 1: Acute Flaccid Paralysis (AFP) cases by week of onset

Country	Reported AFP cases by week of onset - Week (19/21) / Ending on : 16/05/2021														
	Total AFP 2019	Total AFP 2020	Total AFP to date, 2021	W08 28 Feb 21	W09 7 Mar 21	W10 14 Mar 21	W11 21 Mar 21	W12 28 Mar 21	W13 4 Apr 21	W14 11 Apr 21	W15 18 Apr 21	W16 25 Apr 21	W17 02 May 21	W18 09 May 21	W19 16 May 21
Afghanistan	3768	3972	1494	73	98	83	77	83	85	99	81	90	82	44	0
Bahrain	17	15	2	0	0	1	0	1	0	0	0	0	0	0	0
Djibouti	5	5	4	1	0	0	0	0	0	1	0	0	0	0	0
Egypt	1343	1009	422	24	38	49	46	21	27	18	14	25	7	1	
Iran	1070	618	212	7	14	5	8	8	10	12	10	8	5	0	
Iraq	1157	476	257	11	16	13	6	16	14	18	9	5	7	3	
Jordan ****	113	32	3	0	0	0	0	0	0	1	0	0			
Kuwait	48	36	12	0	0	0	1	0	0	1	2	1	0	0	
Lebanon ****	87	49	9	0	0	0	1	0	1	0	0	1	0	1	
Libya	107	95	31	0	0	3	3	4	4	3	2	2	0	1	
Morocco	247	87	17	0	1	3	3	1	2	0					
Oman	30	22	2	0	0	0	0	0	0	0	1	0	0		
Pakistan	15218	11970	3743	244	238	205	212	245	233	202	172	181	52	8	0
Palestine ****	62	16	3	0	0	0	0	0	0	0	0	0	0	0	0
Qatar	9	9	1	0	0	1	0	0	0	0	0	0	0	0	
Saudi Arabia	236	200	47	1	2	1	3	3	2	0	0	0	0	0	
Somalia	361	376	124	12	9	6	7	4	3	4	5	3	7	3	0
Sudan	608	733	198	17	10	16	10	14	8	9	7	2	4		
Syria ****	377	343	130	10	11	12	7	16	7	8	9	5	7	0	
Tunisia	79	40	10	1	0	1	2	0	3	0	0	0			
U.A.E	50	19	4	0	2	0	0	0	0	0	0	0			
Yemen	779	825	264	19	14	28	15	19	9	9	10	8	6	1	
<b>Total EMR</b>	<b>25771</b>	<b>20947</b>	<b>6989</b>	<b>420</b>	<b>453</b>	<b>427</b>	<b>401</b>	<b>435</b>	<b>408</b>	<b>385</b>	<b>322</b>	<b>331</b>	<b>177</b>	<b>62</b>	<b>0</b>

No data = No report received

Table 2: Confirmed polio cases by month of onset

Country	Total year 2019	Total year 2020	16/05		Confirmed polio cases by month of onset											
			2020	2021	June 2020	July 2020	August 2020	September 2020	October 2020	November 2020	December 2020	January 2021	February 2021	March 2021	April 2021	May 2021
Afghanistan	29	56	18	1	10	7	6	6	3	0	0	1	0	0		
Bahrain	0	0	0	0	0	0	0	0	0	0	0	0	0		0	
Djibouti	0	0	0	0	0	0	0	0	0	0	0	0	0			
Egypt	0	0	0	0	0	0	0	0	0	0	0	0	0			
Iran	0	0	0	0	0	0	0	0	0	0	0	0	0			
Iraq	0	0	0	0	0	0	0	0	0	0	0	0	0			
Jordan ****	0	0	0	0	0	0	0	0	0	0	0	0	0			
Kuwait	0	0	0	0	0	0	0	0	0	0	0	0	0			
Lebanon ****	0	0	0	0	0	0	0	0	0	0	0	0	0			
Libya	0	0	0	0	0	0	0	0	0	0	0	0	0			
Morocco	0	0	0	0	0	0	0	0	0	0	0	0	0			
Oman	0	0	0	0	0	0	0	0	0	0	0	0	0		0	
Pakistan	147	84	50	1	6	6	5	7	4	2	0	1	0	0		
Palestine ****	0	0	0	0	0	0	0	0	0	0	0	0	0		0	
Qatar	0	0	0	0	0	0	0	0	0	0	0	0	0		0	
Saudi Arabia	0	0	0	0	0	0	0	0	0	0	0	0	0		0	
Somalia	0	0	0	0	0	0	0	0	0	0	0	0	0		0	
Sudan	0	0	0	0	0	0	0	0	0	0	0	0	0		0	
Syria ****	0	0	0	0	0	0	0	0	0	0	0	0	0		0	
Tunisia	0	0	0	0	0	0	0	0	0	0	0	0	0			
U.A.E	0	0	0	0	0	0	0	0	0	0	0	0	0			
Yemen	0	0	0	0	0	0	0	0	0	0	0	0	0			
<b>Total EMR</b>	<b>176</b>	<b>140</b>	<b>68</b>	<b>2</b>	<b>16</b>	<b>13</b>	<b>11</b>	<b>13</b>	<b>7</b>	<b>2</b>	<b>0</b>	<b>2</b>	<b>0</b>	<b>0</b>	<b>0</b>	<b>0</b>

\*\*\*\* UNRWA cases are included with those of country of residence

## AFP SURVEILLANCE

Week 19, ending 16 May 2021

17-May-21

Number 1180

Table 3: Investigation of AFP cases with paralysis onset in 2020 &amp; 2021 up to Week (19/21) / Ending on : 16/05/2021

COUNTRY	2020												2021												Latest line List Date				
	AFP										Specimen		Wild cases ****		AFP											Specimen		Wild cases ****	
	Total AFP cases onset 2020	Case classification					Non polio AFP rate **	AFP cases pending classification > 90 days from onset of paralysis	AFP cases pending classification and lab > 90 days from onset of paralysis	% with *** adequate specimens	Wild P1 Poliovirus	Wild P3 Poliovirus	Total AFP cases onset 2021	Case classification					Annualized Non polio AFP rate **	AFP cases pending classification > 90 days from onset of paralysis	AFP cases pending classification and lab > 90 days from onset of paralysis	% with *** adequate specimens	Wild P1 Poliovirus	Wild P3 Poliovirus					
		Total Confirmed Polio Cases *	Polio Compatible	Pending Classification	Discarded (non polio AFP)	VDPV *****								Total Confirmed Polio Cases *	Polio Compatible	Pending Classification	Discarded (non polio AFP)	VDPV *****											
Afghanistan	3972	56	3	0	3600	314	18.5	0	0	92.6	56	0	1494	1	0	277	1176	40	18.6	13	0	93.7	1	0	16/05/2021				
Bahrain	15	0	0	0	15	0	5.0	0	0	93.3	0	0	2	0	0	2	0	0	1.7	0	0	100.0	0	0	09/05/2021				
Djibouti	5	0	0	0	5	0	1.4	0	0	100.0	0	0	4	0	0	4	0	0	2.8	2	2	75.0	0	0	16/05/2021				
Egypt	1009	0	0	0	1009	0	2.6	0	0	94.6	0	0	422	0	0	79	343	0	2.9	5	0	88.9	0	0	11/05/2021				
Iran	618	0	0	0	618	0	3.0	0	0	98.5	0	0	212	0	0	14	198	0	2.8	0	0	94.8	0	0	16/05/2021				
Iraq	476	0	0	0	476	0	2.8	0	0	93.3	0	0	257	0	0	26	231	0	4.0	2	0	94.6	0	0	15/05/2021				
Jordan	32	0	0	0	32	0	0.8	0	0	96.9	0	0	3	0	0	1	2	0	0.2	0	0	100.0	0	0	29/04/2021				
Kuwait	36	0	0	0	36	0	4.1	0	0	91.7	0	0	12	0	0	4	8	0	3.7	0	0	83.3	0	0	09/05/2021				
Lebanon	49	0	0	0	49	0	3.1	0	0	89.8	0	0	9	0	0	4	5	0	1.5	0	0	88.9	0	0	12/05/2021				
Libya	95	0	0	0	94	1	3.6	0	0	100.0	0	0	31	0	0	17	14	0	3.2	0	0	100.0	0	0	08/05/2021				
Morocco	87	0	0	1	86	0	0.9	1	0	78.2	0	0	17	0	0	14	3	0	0.4	2	0	35.3	0	0	16/04/2020				
Oman	22	0	0	0	22	0	1.9	0	0	100.0	0	0	2	0	0	0	2	0	0.4	0	0	100.0	0	0	02/05/2021				
Pakistan	11970	84	27	11	11708	142	15.2	11	0	85.4	84	0	3743	1	2	458	3269	13	10.0	74	0	88.3	1	0	16/05/2021				
Palestine	16	0	0	0	16	0	0.9	0	0	100.0	0	0	3	0	0	3	0	0	0.4	3	0	100.0	0	0	16/05/2021				
Qatar	9	0	0	0	9	0	2.1	0	0	33.3	0	0	1	0	0	1	0	0	0.6	0	0	100.0	0	0	02/05/2021				
Saudi Arabia	200	0	0	0	200	0	2.4	0	0	96.0	0	0	47	0	0	12	35	0	1.5	1	0	93.6	0	0	09/05/2021				
Somalia	376	0	0	1	360	15	4.7	1	0	94.7	0	0	124	0	0	16	108	0	4.0	1	1	96.0	0	0	16/05/2021				
Sudan	733	0	0	0	675	58	3.8	0	0	92.9	0	0	198	0	0	28	170	0	2.7	2	0	94.9	0	0	06/05/2021				
Syria	343	0	0	0	343	0	4.3	0	0	91.0	0	0	130	0	0	25	105	0	4.5	0	0	93.8	0	0	15/05/2021				
Tunisia	40	0	0	0	40	0	1.4	0	0	55.0	0	0	10	0	0	7	3	0	0.8	0	0	70.0	0	0	30/04/2021				
U.A.E	19	0	0	0	19	0	1.5	0	0	100.0	0	0	4	0	0	4	0	0	0.7	2	0	100.0	0	0	26/04/2021				
Yemen	825	0	1	1	792	31	5.4	1	1	88.7	0	0	264	0	0	129	133	2	4.6	8	0	91.3	0	0	15/05/2021				
EMR	20947	140	31	14	20204	561	8.0	14	1	88.6	140	0	6989	2	2	1125	5805	55	6.6	115	3	90.4	2	0					
2019	25771	176	7	0	25559	29	10.2	0	0	89.5	176	0																	

\* Confirmed polio cases refer to wild isolation from AFP cases or from contacts of negative index AFP cases

\*\* Non-polio AFP per 100,000 children &lt;15 years

\*\*\* Adequate here refers to two stool specimens collected at least 24 hours apart, within 14 days of paralysis onset and specimens received in the lab in Good Condition

\*\*\*\* AFP cases co infected with P1 and P3 are counted separately as wild isolates

\*\*\*\*\* VDPV cases including all types (ambiguous, immune deficient &amp; circulating)

World Health Organization – Regional Office for Eastern Mediterranean  
AFP SURVEILLANCE  
Week 19, ending 16 May 2021

17-May-21  
Number 1180

COUNTRY	2020						2021					
	# OF CONTACTS	LAB RESULTS					# OF CONTACTS	LAB RESULTS				
		WILD	VDPV	SL	NPEV	PENDING		WILD	VDPV	SL	NPEV	PENDING
AFG	1252	14	79	52	270	0	549	0	11	50	74	39
BAH	1	0	0	0	0	0	0	0	0	0	0	0
DJI	2	0	0	0	0	0	1	0	0	0	0	1
EGY	330	0	0	12	32	1	213	0	0	29	16	30
IRN	46	0	0	0	0	0	72	0	0	11	0	3
IRQ	168	0	0	4	10	0	72	0	0	3	6	0
JOR	0	0	0	0	0	0	0	0	0	0	0	0
KUW	0	0	0	0	0	0	0	0	0	0	0	0
LEB	5	0	0	0	0	0	13	0	0	0	0	4
LIB	19	0	0	0	0	0	0	0	0	0	0	0
MOR	8	0	0	0	0	4	5	0	0	0	0	5
OMA	64	0	0	2	8	1	0	0	0	0	0	0
PAK	4653	21	19	379	787	1	1601	0	2	127	191	90
PAL	0	0	0	0	0	0	0	0	0	0	0	0
QAT	0	0	0	0	0	0	0	0	0	0	0	0
SAA	18	0	0	0	0	6	8	0	0	0	0	8
SOM	1109	0	10	23	149	7	367	0	0	0	25	60
SUD	364	0	18	3	29	11	45	0	0	0	0	29
SYR	280	0	0	11	15	0	23	0	0	2	0	11
TUN	6	0	0	0	0	1	1	0	0	0	0	0
UAE	0	0	0	0	0	0	0	0	0	0	0	0
YEM	230	0	0	7	41	0	104	0	0	2	4	77
<b>EMR</b>	<b>8555</b>	<b>35</b>	<b>126</b>	<b>493</b>	<b>1341</b>	<b>32</b>	<b>3074</b>	<b>0</b>	<b>13</b>	<b>224</b>	<b>316</b>	<b>357</b>

Table 4 (B): Most recent wild contacts in EMRO, 2020-2021

Year	Country	Data	
		Count of wild contacts	Date of Most Recent stool collection
2020	Afghanistan	14	26/Jul/20
	Pakistan	21	14/Dec/20
<b>2020 Total</b>		<b>35</b>	<b>14/Dec/20</b>

Table 4 (C): Number of distribution by district of -ve index AFP cases identified as wild positive by contact in EMR, 2020-2021

YEAR	COUNTRY	PROVINCE	DISTRICT	COUNT	First case	Last case	
2020	AFG	KANDAHAR	NESH	1	23-May-20	23-May-20	
			HILMAND	WASHER	1	04-Jan-20	04-Jan-20
				KHASHROD	1	28-Feb-20	28-Feb-20
			FARAH	1	06-May-20	06-May-20	
	PAK	BALOCHISTAN	KSAIFULLAH	1	01-Sep-20	01-Sep-20	
			LAHORE	1	24-Jul-20	24-Jul-20	
		PUNJAB	DG KHAN	2	18-Jan-20	05-Jul-20	
			KARAK	1	20-Jan-20	20-Jan-20	
		SINDH	2	07-Feb-20	14-Jul-20		
	<b>2020 Total</b>				<b>11</b>	<b>04-Jan-20</b>	<b>01-Sep-20</b>

Table 5: Laboratory investigation of AFP cases with paralysis onset in 2020 up to Week (19/2021) / Ending on : (16/05/2021)

Country	Polio laboratories  ITD / Nucleotide Sequencing (Nucleotide Sequencing performed by EGY, PAK, TUN, CDC and RIVM laboratories)	AFP cases with specimens	Preliminary virus isolation results of AFP cases						Poliovirus intratypic differentiation results #									Indicators				Latest report Date				
			Referred for ITD		NPEV only	Negative	Pending		Type 1			Type 2			Type 3			Discordant pending sequence	NPEV by PCR	Non-EV	Pending ITD		% specimens positive for NPEV*	% AFP cases with culture results within 14 days	% AFP cases with ITD results within 7 days	% AFP cases with ITD results within 45 days of onset**
			L20B+	L20B+/NPEV			received < / = 14 days	received > 14 days ago	Wild	Sabin	VDPV	Wild	Sabin	VDPV	Wild	Sabin	VDPV									
Afghanistan	RRL Pakistan	1474	154	18	170	912	75	47	1	45	1		68	36		56		1			12%	100%	99%	98%	16/05/2021	
Bahrain	NPL Oman / CDC																								11/05/2021	
Djibouti	NPL Kenya / CDC	4						4																	16/05/2021	
Egypt***	RRL Egypt	407	51	3	30	289	21	13		2			50			1		1	1		6%	100%	100%	99%	11/05/2021	
Iran	NPL Iran / CDC	226	8		3	206	8	1					6			2					1%	100%	100%	100%	15/05/2021	
Iraq	RRL Egypt	252	5		10	227	9	1		1						3			3		5%	100%	33%	98%	15/05/2021	
Jordan	NPL Jordan / RRL EGYPT	3			1	2															33%	100%		100%	09/05/2021	
Kuwait	RRL Kuwait / RIVM	12				10		2													0%	100%		100%	14/05/2021	
Lebanon	NPL Jordan / RRL EGYPT	6				6															0%	100%			09/05/2021	
Libya	RRL Tunisia / RIVM	22				14		8													0%	100%		93%	16/04/2021	
Morocco	NPL Morocco / RRL Tunisia	5				5															0%	100%		100%	30/04/2021	
Oman	NPL Oman / CDC	4				4															0%	100%		100%	11/05/2021	
Pakistan	RRL Pakistan	3696	252	24	510	2685	155	63	1	81			144	11		89		2			11%	100%	100%	97%	16/05/2021	
Palestine & UNRWA		3				3															0%	0%		100%	16/05/2021	
Qatar	NPL Oman / CDC	1				1															0%	100%		100%	11/05/2021	
Saudi Arabia	NPL Saudi Arabia / CDC	53				48	2	3													0%	98%		100%	09/05/2021	
Somalia	NPL Kenya / CDC	124			11	97	8	8													10%	6%		95%	16/05/2021	
Sudan	NPL Sudan / RRL Egypt	198			25	163	9	1													12%	100%			09/05/2021	
Syria	NPL Syria / RRL Egypt	125	3		1	104	4	13													0%	100%		0%	08/05/2021	
Tunisia	RRL Tunisia	7				6		1													0%	100%		100%	16/04/2021	
U.A.E	NPL Oman / CDC	4				4															0%	100%		50%	11/05/2021	
Yemen	NPL Kenya / CDC	132	6		20	106				1	1					3		1			13%	100%	100%	1%	15/05/2021	
<b>Total EMR 2021</b>		6758	479	45	781	4892	291	165	2	130	2		268	47		154		2	3	1	3	10%	98%	99%	96%	
<b>Total EMR 2020</b>		20389	1681	93	3046	15556		4	129	352	32		509	468		462	2	3	18	11		14%	94%	97%	93%	

\* Specimens from all sources including non-AFP cases, excluding environmental samples

\*\* This indicator reflects surveillance and laboratory activities

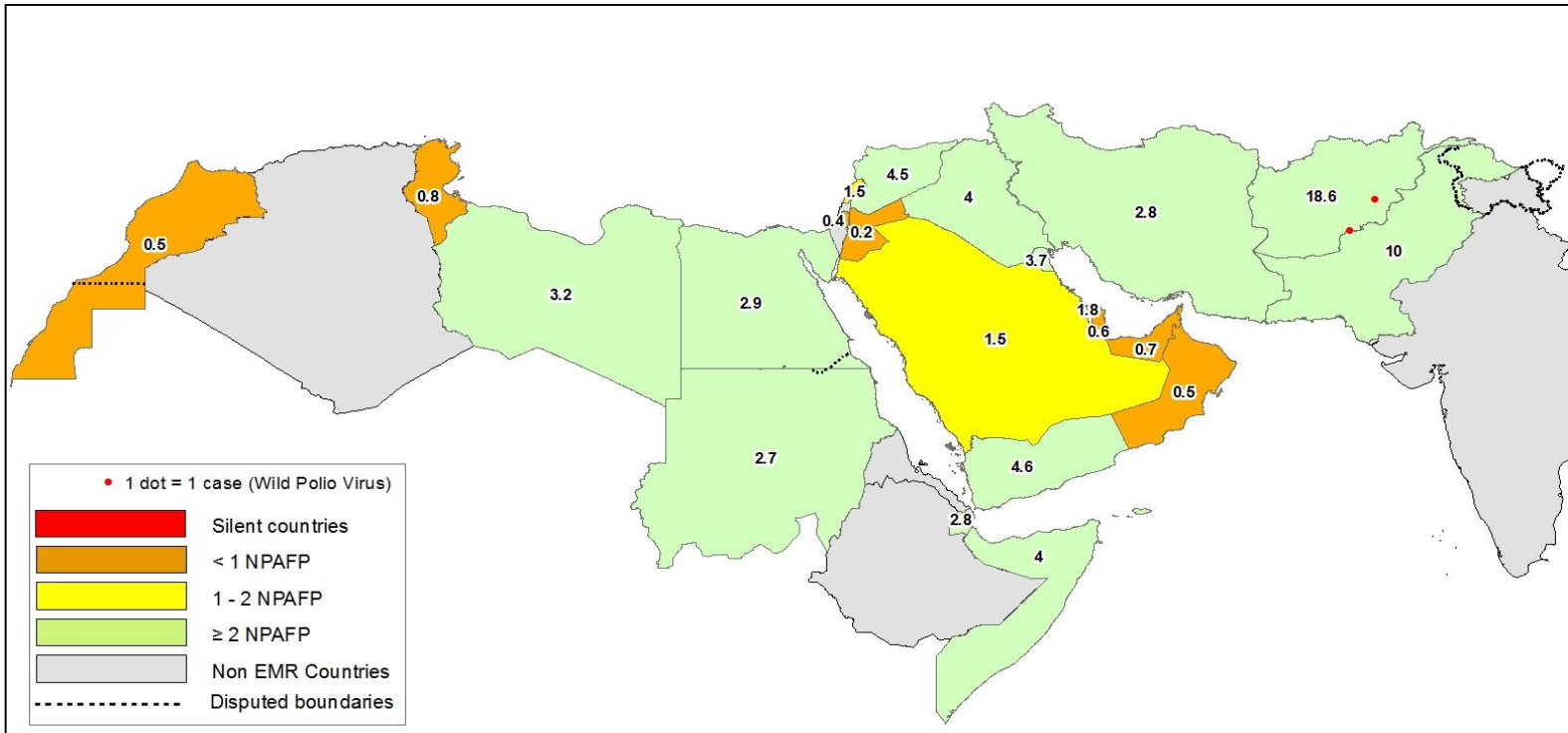
Table 6: Environmental isolate by year and type

COUNTRY	LAB RESULTS	2016	2017	2018	2019	2020	2021
AFG	Wild	2	42	83	56	28	1
	Wild+cVDPV2					2	2
	aVDPV2					167	38
	Enteric	125	170	177	138	111	21
	Negative	6	9	5	3	3	26
	Pending					31	3
	SL1/3 SL2	36 1	94 1	71 2	60 2	63 63	67 67
<b>AFG Total</b>		<b>185</b>	<b>316</b>	<b>336</b>	<b>259</b>	<b>413</b>	<b>158</b>
EGY	aVDPV1					1	1
	aVDPV2					1	1
	cVDPV2						9
	Enteric	354	322	321	397	288	45
	Negative	34	41	32	34	41	11
	Pending						33
	SL1/3 SL2 VDPV2 VDPV3	79 60 1	159 1	187 1	269 1	212 1	36 92
<b>EGY Total</b>		<b>528</b>	<b>522</b>	<b>540</b>	<b>700</b>	<b>545</b>	<b>226</b>
IRN	Wild				3	3	1
	cVDPV2		1	29	55	23	7
	Enteric		1	3	3		
	Negative		4	22	10	16	3
	Pending					1	2
	SL1/3 SL2			6 58	71 24	45 9	33 3
<b>IRN Total</b>			<b>6</b>	<b>58</b>	<b>71</b>	<b>45</b>	<b>33</b>
JOR	Enteric	1	13	27	24	9	3
	Negative		2			1	
	Pending					1	
	SL1/3	1	16	9	12	14	9
<b>JOR Total</b>		<b>2</b>	<b>31</b>	<b>36</b>	<b>36</b>	<b>25</b>	<b>12</b>
KUW	Enteric			2	9		
	SL1/3			1	4		
	(blank)				1		
<b>KUW Total</b>			<b>3</b>	<b>14</b>	<b>1</b>	<b></b>	
LEB	Enteric	2	12	24	15	16	8
	Negative	2	1	1	3	2	1
	SL1/3		14	20	29	13	3
<b>LEB Total</b>		<b>4</b>	<b>27</b>	<b>45</b>	<b>47</b>	<b>31</b>	<b>12</b>
PAK	aVDPV1						1
	Wild	59	105	139	367	337	36
	Wild+cVDPV2	2			10	91	15
	Wild+aVDPV2	1	1		2	6	4
	aVDPV2	3	4		29	44	13
	cVDPV2	2				44	15
	Enteric	300	392	404	308	135	43
	Negative	6			6	6	1
	Pending						58
	SL1/3	77	106	127	90	49	10
	SL2	79	25		22	146	109
<b>PAK Total</b>		<b>529</b>	<b>633</b>	<b>623</b>	<b>552</b>	<b>830</b>	<b>305</b>
SOM	aVDPV2			2	1	26	
	cVDPV2+cVDPV3		2	18	5		
	cVDPV3			1			
	Enteric		16	11	22	12	11
	Negative		14	138	29	34	22
	Pending		2		6	6	5
	SL1/3 SL2		2 10	10 211	6 15	6 4	3 5
<b>SOM Total</b>		<b>2</b>	<b>40</b>	<b>217</b>	<b>63</b>	<b>51</b>	<b>42</b>
SUD	cVDPV2				51	14	11
	Enteric			15	4	2	1
	Negative						5
	Pending						1
<b>SUD Total</b>				<b>15</b>	<b>4</b>	<b>2</b>	<b>7</b>
SYR	Enteric		4	72	131	152	40
	Negative			21	30	17	6
	Pending						6
	SL1/3			5	44	36	11
	SL2			3			3
<b>SYR Total</b>			<b>4</b>	<b>98</b>	<b>204</b>	<b>192</b>	<b>66</b>
<b>Subtotal</b>		<b>1248</b>	<b>1575</b>	<b>2017</b>	<b>2267</b>	<b>2225</b>	<b>856</b>

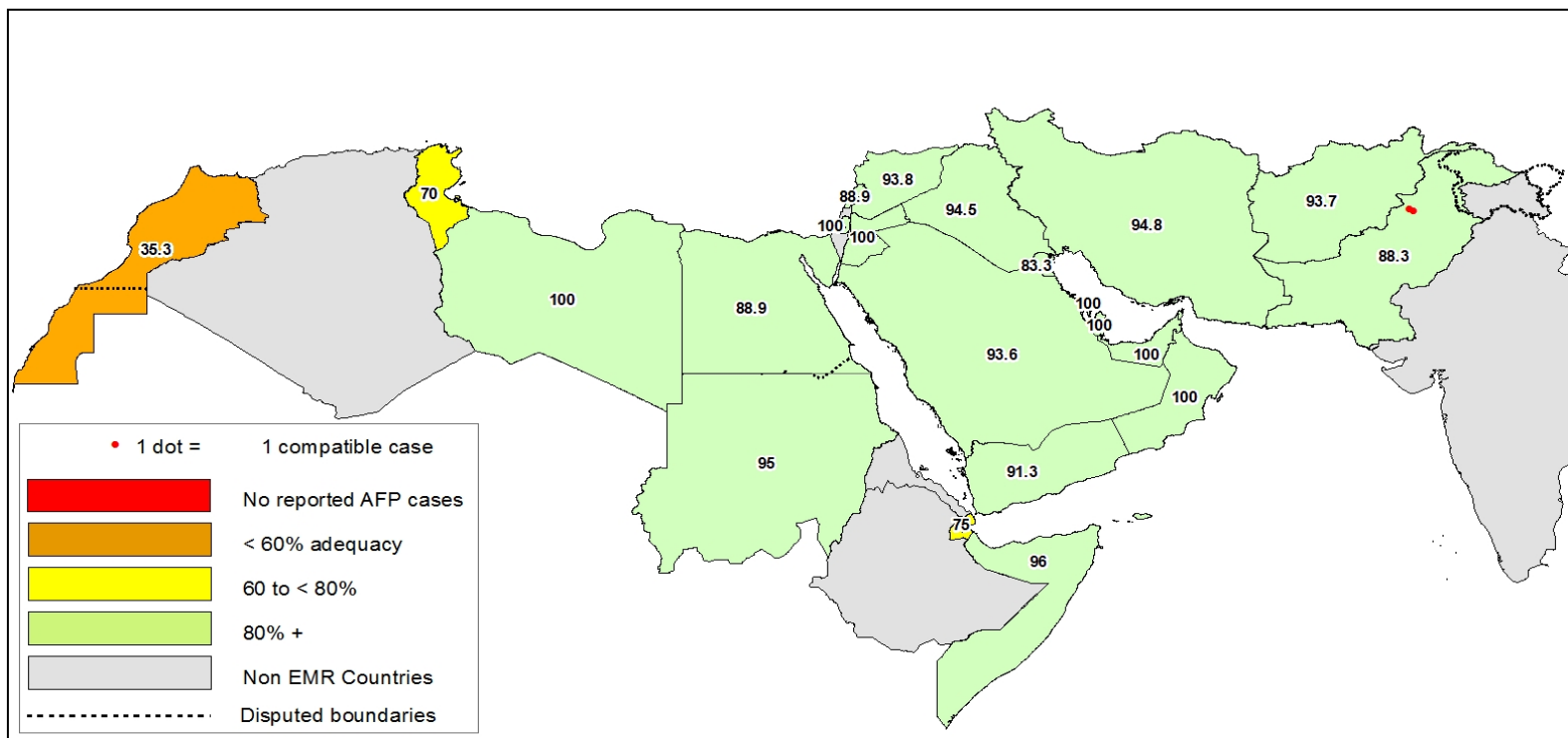
Table 7: Environmental Wild/VPV isolate by site 2020-2021

YEAR	COUNTRY	LAB RESULTS	PROVINCE	Count	First date	Last date		
2020	AFG	Wild	HILMAND	10	1/Jan/20	24/Aug/20		
			HIRAT	4	26/Apr/20	23/Aug/20		
			KABUL	1	26/Sep/20	26/Sep/20		
			KANDAHAR	9	28/Jan/20	25/Jun/20		
			KHOST	1	25/Apr/20	25/Apr/20		
			KUNDUZ	1	27/Sep/20	27/Sep/20		
			NANGARHAR	2	26/Jan/20	6/Oct/20		
			Wild+cVDPV2	HILMAND	1	6/Sep/20	6/Sep/20	
			KANDAHAR	4	25/Jun/20	6/Dec/20		
			NANGARHAR	2	8/Jan/20	25/Jul/20		
			cVDPV2	HILMAND	34	27/May/20	27/Dec/20	
			HIRAT	3	26/Sep/20	26/Dec/20		
			KABUL	19	26/Apr/20	5/Nov/20		
			KANDAHAR	35	9/Jul/20	27/Dec/20		
			KHOST	6	24/Jun/20	23/Nov/20		
			KUNAR	5	6/Jun/20	7/Nov/20		
			KUNDUZ	2	23/Aug/20	24/Oct/20		
			LAGHMAN	4	24/Jul/20	6/Oct/20		
			NANGARHAR	58	7/Jan/20	23/Dec/20		
			PAKTYA	1	26/Jul/20	26/Jul/20		
			aVDPV2	HILMAND	1	27/Sep/20	27/Sep/20	
			KABUL	1	26/Dec/20	26/Dec/20		
			<b>AFG Total</b>		<b>204</b>		<b>1/Jan/20</b>	<b>27/Dec/20</b>
			EGY	aVDPV2	GIZA	1	21/Sep/20	21/Sep/20
	<b>EGY Total</b>		<b>1</b>		<b>21/Sep/20</b>	<b>21/Sep/20</b>		
	IRN	cVDPV2	S & B	3	3/Oct/20	25/Dec/20		
	<b>IRN Total</b>		<b>3</b>		<b>3/Oct/20</b>	<b>25/Dec/20</b>		
	PAK	Wild	AJK	1	25/Feb/20	25/Feb/20		
			BALOCHISTAN	71	1/Jan/20	21/Sep/20		
			GBALTISTAN	1	12/May/20	12/May/20		
ISLAMABAD			5	16/Jan/20	10/Nov/20			
KPAKHTUNKHWA			23	28/Jan/20	18/Dec/20			
PUNJAB			122	4/Jan/20	28/Dec/20			
SINDH			114	3/Jan/20	8/Dec/20			
Wild+cVDPV2			BALOCHISTAN	27	1/Jan/20	21/Dec/20		
KPAKHTUNKHWA			1	11/Mar/20	11/Mar/20			
PUNJAB			14	4/Jan/20	12/Oct/20			
SINDH			49	3/Jan/20	10/Dec/20			
Wild+aVDPV2			BALOCHISTAN	1	17/Dec/20	17/Dec/20		
PUNJAB			5	16/Mar/20	21/Dec/20			
cVDPV2			BALOCHISTAN	15	2/Jun/20	28/Dec/20		
KPAKHTUNKHWA			5	10/Jan/20	15/Oct/20			
PUNJAB			3	16/Jan/20	18/Dec/20			
SINDH			21	8/Jun/20	10/Dec/20			
aVDPV2			BALOCHISTAN	3	17/Sep/20	17/Nov/20		
KPAKHTUNKHWA			6	10/Apr/20	2/Dec/20			
PUNJAB			5	4/May/20	30/Dec/20			
SINDH			2	13/Oct/20	3/Nov/20			
<b>PAK Total</b>				<b>494</b>		<b>1/Jan/20</b>	<b>30/Dec/20</b>	
SOM			cVDPV2	BANADIR	23	5/Jan/20	24/Oct/20	
				BAY	2	19/Jun/20	20/Jun/20	
	LOWER JUBA	1		8/Sep/20	8/Sep/20			
<b>SOM Total</b>		<b>26</b>		<b>5/Jan/20</b>	<b>24/Oct/20</b>			
SUD	cVDPV2	KHARTOUM	14	29/Mar/20	9/Nov/20			
<b>SUD Total</b>		<b>14</b>		<b>29/Mar/20</b>	<b>9/Nov/20</b>			
<b>2020 Total</b>				<b>742</b>	<b>1/Jan/20</b>	<b>30/Dec/20</b>		
2021	AFG	Wild+cVDPV2	HILMAND	1	23/Feb/21	23/Feb/21		
			cVDPV2	HILMAND	14	4/Jan/21	24/Mar/21	
			HIRAT	1	23/Mar/21	23/Mar/21		
			KABUL	1	6/Mar/21	6/Mar/21		
			KANDAHAR	17	5/Jan/21	25/Apr/21		
			KUNDUZ	1	23/Feb/21	23/Feb/21		
			NANGARHAR	4	5/Jan/21	25/Apr/21		
			aVDPV2	KABUL	1	3/Feb/21	3/Feb/21	
			KANDAHAR	1	7/Mar/21	7/Mar/21		
			<b>AFG Total</b>		<b>41</b>		<b>4/Jan/21</b>	<b>25/Apr/21</b>
			EGY	cVDPV2	ALEXANDRIA	2	10/Jan/21	25/Feb/21
					ASWAN	2	20/Jan/21	9/Feb/21
	BENI SUEF	1			27/Jan/21	27/Jan/21		
	GIZA	1			31/Jan/21	31/Jan/21		
	KAFR EL-SHEIKH	1			27/Jan/21	27/Jan/21		
	QENA	2			23/Jan/21	23/Feb/21		
	<b>EGY Total</b>		<b>9</b>		<b>10/Jan/21</b>	<b>25/Feb/21</b>		
	IRN	cVDPV2	S & B	1	20/Feb/21	20/Feb/21		
	<b>IRN Total</b>		<b>1</b>		<b>20/Feb/21</b>	<b>20/Feb/21</b>		
	PAK	Wild	BALOCHISTAN	7	20/Jan/21	12/Apr/21		
			ISLAMABAD	3	11/Jan/21	17/Mar/21		
			KPAKHTUNKHWA	5	18/Jan/21	10/Mar/21		
			PUNJAB	12	4/Jan/21	5/Apr/21		
			SINDH	9	4/Jan/21	12/Apr/21		
			Wild+cVDPV2	BALOCHISTAN	10	2/Jan/21	29/Mar/21	
			KPAKHTUNKHWA	1	11/Jan/21	11/Jan/21		
			PUNJAB	2	11/Jan/21	18/Jan/21		
			SINDH	2	2/Mar/21	10/Mar/21		
			Wild+aVDPV2	BALOCHISTAN	1	1/Jan/21	1/Jan/21	
			PUNJAB	1	8/Jan/21	8/Jan/21		
SINDH			2	12/Jan/21	4/Feb/21			
cVDPV2			BALOCHISTAN	10	1/Jan/21	2/Apr/21		
KPAKHTUNKHWA			2	16/Jan/21	2/Mar/21			
SINDH			3	12/Jan/21	9/Feb/21			
aVDPV2			AJK	1	16/Mar/21	16/Mar/21		
KPAKHTUNKHWA			3	1/Mar/21	18/Mar/21			
PUNJAB	5	1/Mar/21	6/Apr/21					
SINDH	4	12/Jan/21	8/Mar/21					
<b>PAK Total</b>		<b>83</b>		<b>1/Jan/21</b>	<b>12/Apr/21</b>			
<b>2021 Total</b>				<b>134</b>	<b>1/Jan/21</b>	<b>25/Apr/21</b>		

**Figure 1: Non Polio AFP Rate and Wild Virus in EMR 01/01/2021 - 16/05/2021**



**Figure 2: Percent of AFP cases with Adequate Samples & Compatible Cases in EMR 01/01/2021 - 16/05/2021**

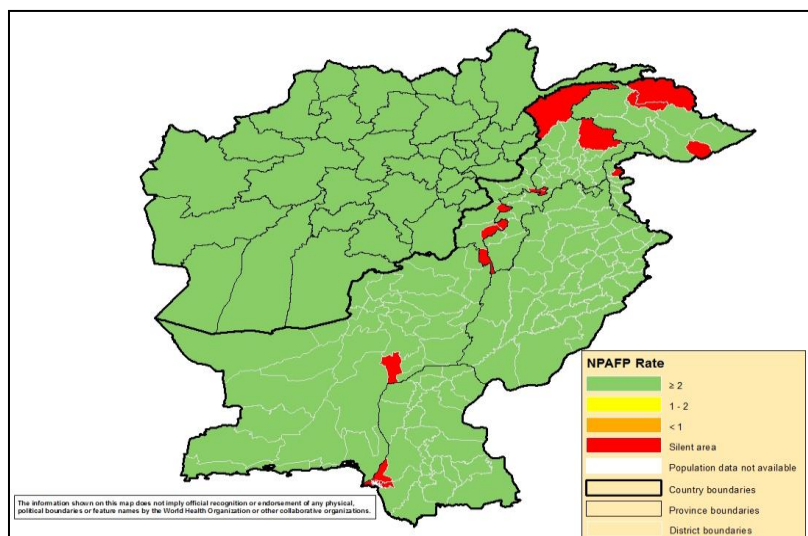


**Table 8: Wild polio cases by country and date of onset of paralysis in EMR, 2020 - 2021**

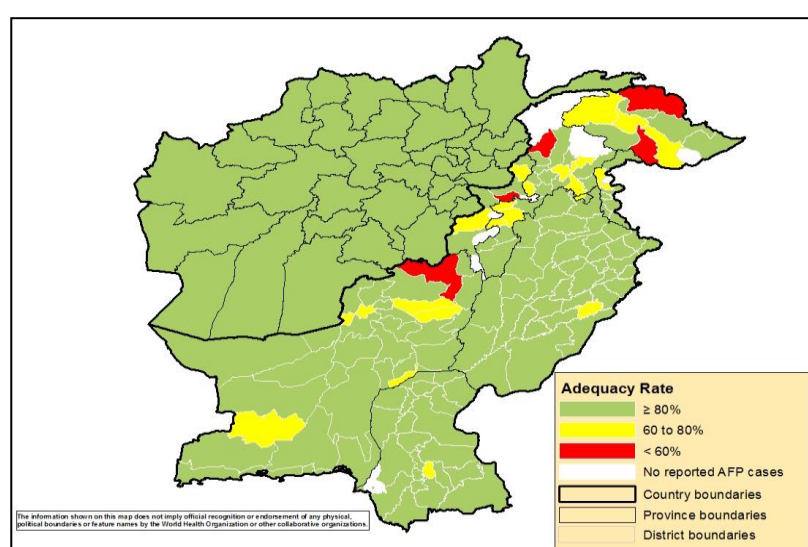
Year	COUNTRY	Count	First Case	Last Case
2020	AFG	56	4-Jan-20	19-Oct-20
	PAK	84	1-Jan-20	23-Nov-20
<b>2020 Total</b>		<b>140</b>	<b>1-Jan-20</b>	<b>23-Nov-20</b>
2021	AFG	1	1-Jan-21	1-Jan-21
	PAK	1	27-Jan-21	27-Jan-21
<b>2021 Total</b>		<b>2</b>	<b>1-Jan-21</b>	<b>27-Jan-21</b>



**Figure 3: Non Polio AFP rate by Province in Afghanistan & by District in Pakistan 01/01/2021 - 16/05/2021**

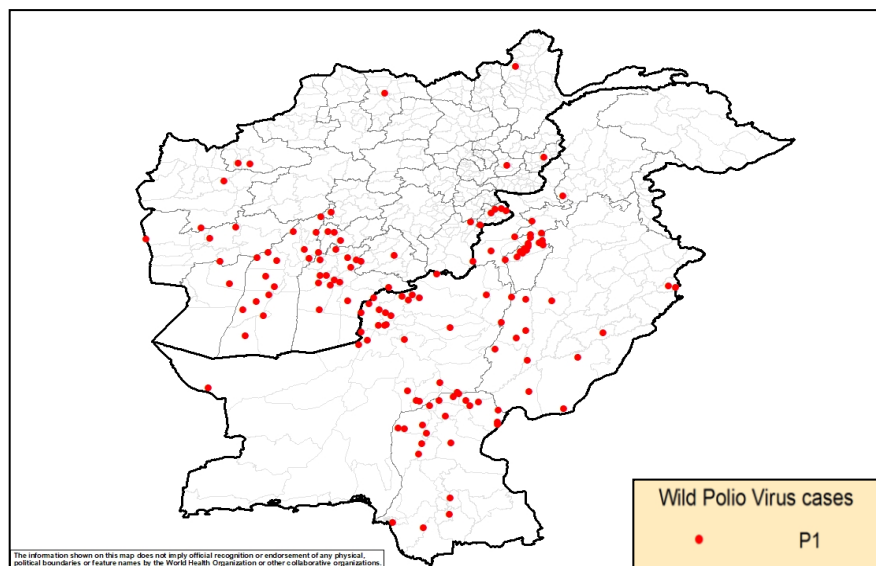


**Figure 4: Percent of AFP cases with Adequate Samples in Afghanistan by Province & Pakistan by District 01/01/2021 - 16/05/2021**

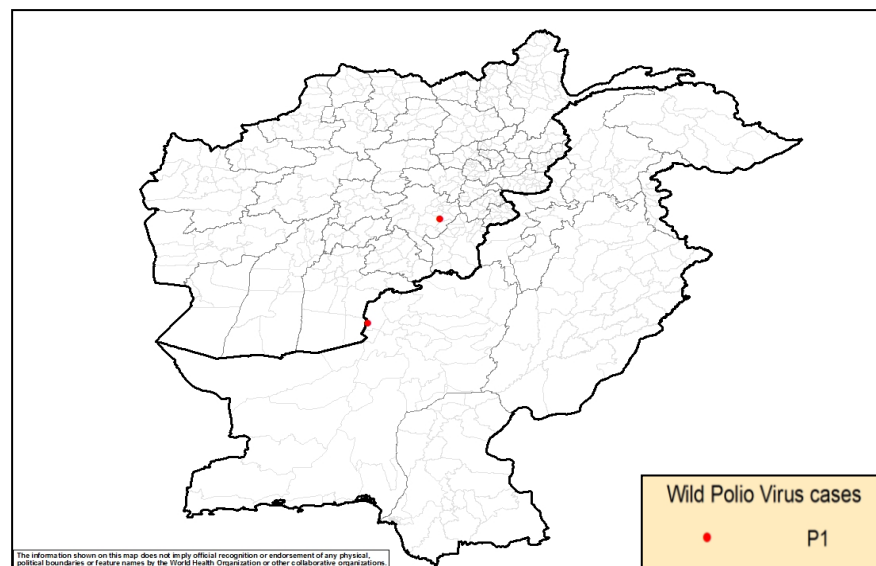


**Figure 5: Wild Virus Cases by Type & District in Afghanistan & Pakistan**

**5(a) 01/01/2020 - 31/12/2020**



**5(b) 01/01/2021 - 16/05/2021**



## World Health Organization – Regional Office for Eastern Mediterranean

## AFP SURVEILLANCE

Week 19, ending 16 May 2021

17-May-21

Number 1180

**Table 9: Wild Polio cases by district and date of onset of paralysis, Afghanistan 2020-2021**

ONSETYR	PROVINCE	DISTRICT	Count	First case	Last case
2020	BALKH	DEHDADI	1	15-Mar-20	15-Mar-20
	HIRAT	PASHTUNZARGHUN	1	29-Jun-20	29-Jun-20
		SHINDAND	1	21-Mar-20	21-Mar-20
	FARAH	BALABULUK	2	11-May-20	17-May-20
		ANARDARA	1	6-May-20	6-May-20
		BAKWA	1	4-Feb-20	4-Feb-20
	BADGHIS	QALA-E-NAW	1	5-Sep-20	5-Sep-20
		QADIS	1	13-May-20	13-May-20
	KUNAR	SHIGAL WA SHEL TAN	1	5-Mar-20	5-Mar-20
	LAGHMAN	MEHTARLAM	1	10-Feb-20	10-Feb-20
	PAKTIKA	NAKA	1	12-Aug-20	12-Aug-20
	KHOST	NADIRSHAHKOT	1	7-Sep-20	7-Sep-20
		BAK	2	3-Sep-20	7-Sep-20
		SABARI	1	8-Aug-20	8-Aug-20
		SPERA	1	1-Aug-20	1-Aug-20
	KANDAHAR	MARUF	1	14-Oct-20	14-Oct-20
		KANDAHAR	3	22-Jun-20	13-Sep-20
		ZHERAY	3	20-Jul-20	24-Aug-20
		SPINBOLDAK	1	25-Jul-20	25-Jul-20
		PANJWAYI	1	10-Jun-20	10-Jun-20
		SHAHWALIKOT	3	4-Mar-20	6-Jun-20
		NESH	1	23-May-20	23-May-20
		GHORAK	1	19-Mar-20	19-Mar-20
	ZABUL	QALAT	1	6-Aug-20	6-Aug-20
		ARGHANDAB	1	14-Jul-20	14-Jul-20
		MIZAN	1	21-Jan-20	21-Jan-20
	HILMAND	NAD-E-ALI	2	1-May-20	19-Oct-20
		WASHER	3	4-Jan-20	19-Oct-20
		BAGHRAN	2	16-Jul-20	4-Sep-20
		KAJAKI	2	10-Jun-20	27-Jul-20
		REG	4	25-May-20	3-Jun-20
		DEH-E-SHU	1	27-May-20	27-May-20
NAWZAD		1	11-May-20	11-May-20	
SANGIN		1	7-May-20	7-May-20	
URUZGAN	SHAHID-E-HASSAS	3	14-Jun-20	12-Jul-20	
	TIRINKOT	1	28-May-20	28-May-20	
NIMROZ	KHASHROD	1	28-Feb-20	28-Feb-20	
BADAKHSHAN	YAWAN	1	10-Mar-20	10-Mar-20	
<b>2020 Total</b>			<b>56</b>	<b>4-Jan-20</b>	<b>19-Oct-20</b>
2021	GAZNI	ANDAR	1	1-Jan-21	1-Jan-21
<b>2021 Total</b>			<b>1</b>	<b>1-Jan-21</b>	<b>1-Jan-21</b>

## World Health Organization – Regional Office for Eastern Mediterranean

## AFP SURVEILLANCE

Week 19, ending 16 May 2021

17-May-21

Number 1180

**Table 10: Wild Polio cases by district and date of onset of paralysis, Pakistan 2020-2021**

ONSETYR	PROVINCE	DISTRICT	Count	First case	Last case
2020	KHYBER PAKHTUNKHWA	PESHAWAR	1	13-Jul-20	13-Jul-20
		WAZIR-S	2	21-Feb-20	8-Jun-20
		BANNU	1	27-Apr-20	27-Apr-20
		TANK	4	11-Jan-20	15-Mar-20
		KARAK	2	20-Jan-20	13-Mar-20
		LAKKIMRWT	12	2-Jan-20	9-Mar-20
	BALOCHISTAN	KABDULAH	3	11-May-20	23-Nov-20
		QUETTA	5	17-Jul-20	5-Nov-20
		MASTUNG	1	15-Oct-20	15-Oct-20
		PISHIN	6	31-Jan-20	3-Oct-20
		KSAIFULAH	1	1-Sep-20	1-Sep-20
		CHAGHAI	1	4-Jun-20	4-Jun-20
		DUKKI	1	26-May-20	26-May-20
		JHALMAGSI	1	19-Apr-20	19-Apr-20
		ZHOB	2	22-Feb-20	13-Apr-20
		NSIRABAD	2	3-Jan-20	13-Apr-20
		SOHBATPUR	1	12-Feb-20	12-Feb-20
		JAFARABAD	1	12-Feb-20	12-Feb-20
		SIBI	1	7-Feb-20	7-Feb-20
		PUNJAB	LAYYAH	1	21-Oct-20
	MUZFARGARH		1	4-Oct-20	4-Oct-20
	VEHARI		1	16-Sep-20	16-Sep-20
	DGKHAN		5	18-Jan-20	14-Sep-20
	BAHAWALPUR		2	17-Aug-20	5-Sep-20
	RYKHAN		1	1-Sep-20	1-Sep-20
	LAHORE		2	12-Jun-20	24-Jul-20
	RAJANPUR		1	2-Jun-20	2-Jun-20
	SINDH	JACOBABAD	4	7-Feb-20	14-Jul-20
		GHOTKI	4	2-Mar-20	9-Jul-20
		KHILANDHI	1	9-Jun-20	9-Jun-20
		LARKANA	1	21-May-20	21-May-20
		KAMBAR	3	8-Jan-20	11-Apr-20
		KHAIRPUR	1	27-Mar-20	27-Mar-20
		NFEROZ	2	8-Feb-20	22-Feb-20
		SHIKARPUR	1	11-Feb-20	11-Feb-20
		KASHMORE	2	16-Jan-20	3-Feb-20
		SUJAWAL	1	7-Jan-20	7-Jan-20
		T.ALLAHYAR	1	7-Jan-20	7-Jan-20
		BADIN	1	1-Jan-20	1-Jan-20
	<b>2020 Total</b>			<b>84</b>	<b>1-Jan-20</b>
<b>2021</b>	BALOCHISTAN	KABDULAH	1	27-Jan-21	27-Jan-21
<b>2021 Total</b>			<b>1</b>	<b>27-Jan-21</b>	<b>27-Jan-21</b>

World Health Organization – Regional Office for Eastern Mediterranean

AFP SURVEILLANCE

17-May-21

Week 19, ending 16 May 2021

Number 1180

Table 11: Circulating VDPV2 cases and date of onset of paralysis in EMR countries by provinces 2020-2021

YEAR	COUNTRY	PROVINCE	Count	First Case	Last Case	
2021	AFG	FARAH	5	1-Jan-21	16-Apr-21	
		LOGAR	1	19-Feb-21	19-Feb-21	
		KANDAHAR	1	16-Feb-21	16-Feb-21	
		WARDAK	2	3-Mar-21	22-Apr-21	
		HIRAT	5	20-Feb-21	11-Apr-21	
		BADGHIS	5	12-Jan-21	10-Mar-21	
		FARYAB	2	28-Jan-21	26-Mar-21	
		HILMAND	2	5-Jan-21	11-Mar-21	
		GHAZNI	7	8-Jan-21	15-Mar-21	
		ZABUL	8	7-Jan-21	7-Mar-21	
		PAK	KHYBER PAKHTUNKHWA	1	14-Jan-21	14-Jan-21
PUNJAB	1		7-Jan-21	7-Jan-21		
SINDH	2		5-Jan-21	7-Jan-21		
BALUCHISTAN	3		2-Jan-21	8-Apr-21		
<b>Total 2021</b>			<b>45</b>	<b>1-Jan-21</b>	<b>22-Apr-21</b>	
2020	SOM	LOWER JUBA	1	29-Aug-20	29-Aug-20	
		AWDAL	1	1-Aug-20	1-Aug-20	
		GALBEED	1	29-Sep-20	29-Sep-20	
		HIRAN	1	18-Oct-20	18-Oct-20	
		MIDDLE SHABELLE	1	17-Jul-20	17-Jul-20	
		BAY	2	3-Sep-20	25-Oct-20	
		BANADIR	7	18-Jun-20	30-Sep-20	
		SUD	SOUTH DARFUR	3	7-Mar-20	18-Dec-20
			NORTH DARFUR	2	26-Nov-20	13-Dec-20
			EAST DARFUR	3	12-May-20	24-Jul-20
			KHARTOUM	4	15-Jul-20	16-Nov-20
	KASSALA		11	28-Jul-20	6-Nov-20	
	GEZIRA		5	9-Jul-20	19-Sep-20	
	RIVER NILE		5	29-Jun-20	27-Sep-20	
	RED SEA		8	29-Apr-20	29-Nov-20	
	WEST DARFUR		1	19-May-20	19-May-20	
	BLUE NILE		4	7-Aug-20	26-Nov-20	
	SOUTH KORDOFAN		2	20-Nov-20	25-Nov-20	
	NORTH KORDOFAN		3	29-Aug-20	2-Dec-20	
	SENNAR		1	16-Aug-20	16-Aug-20	
	WHITE NILE		3	15-Jun-20	22-Aug-20	
	GEDARIF		3	1-Apr-20	1-Aug-20	
	AFG		FARAH	17	1-Jun-20	27-Dec-20
		BALKH	2	29-Oct-20	3-Nov-20	
		BADGHIS	10	1-Nov-20	27-Dec-20	
		FARYAB	1	18-Oct-20	18-Oct-20	
		SAMANGAN	1	1-Nov-20	1-Nov-20	
		HIRAT	2	10-Aug-20	15-Aug-20	
		LOGAR	4	20-Aug-20	18-Nov-20	
		KANDAHAR	75	4-Aug-20	30-Dec-20	
		HILMAND	40	1-Aug-20	24-Dec-20	
		JAWZIAN	3	4-Aug-20	21-Nov-20	
		KABUL	7	6-Jul-20	12-Oct-20	
		NURISTAN	2	21-Jun-20	13-Jul-20	
		NIMROZ	3	6-Jul-20	8-Aug-20	
		KHOST	17	5-Jul-20	19-Oct-20	
		PAKTYA	5	18-Jun-20	25-Oct-20	
		KUNDUZ	3	28-Aug-20	3-Oct-20	
		PAKTIKA	5	25-Aug-20	7-Oct-20	
		GHAZNI	7	29-Aug-20	26-Dec-20	
		BADAKHSHAN	1	23-Apr-20	23-Apr-20	
		LAGHMAN	14	20-May-20	23-Sep-20	
		TAKHAR	1	20-Sep-20	20-Sep-20	
		ZABUL	12	17-Sep-20	15-Nov-20	
		GHOR	1	14-Nov-20	14-Nov-20	
		URUZGAN	15	28-Aug-20	22-Dec-20	
		PARWAN	1	4-Sep-20	4-Sep-20	
WARDAK		5	6-Sep-20	22-11-20		
KUNAR		9	6-Apr-20	29-Sep-20		
PAK		NANGARHAR	45	5-Feb-20	21-Sep-20	
		SINDH	45	2-May-20	28-Nov-20	
		BALUCHISTAN	23	29-Feb-20	24-Dec-20	
		PUNJAB	25	5-Feb-20	5-Nov-20	
		KHYBER PAKHTUNKHWA	42	2-Jan-20	24-May-20	
<b>Total 2020</b>			<b>515</b>	<b>2-Jan-20</b>	<b>30-Dec-20</b>	

VDPV2 isolates, EMR countries, 2021

