

Highlights of Polio Fax Bulletin No. 1185 for Week 24 2021

I. Salient features this week

1. Polio eradication teams at the Regional and Country levels continue to contribute to the COVID19 Response, particularly in areas of surveillance (field and laboratory), data analysis, communications and coordination.
2. No new wild poliovirus type-1 (WPV1) cases reported, but one new positive WPV1 environmental sample from Pakistan reported this week.
3. No new circulating vaccine derived poliovirus type-1 (cVDPV1) cases reported this week.
4. No new circulating vaccine derived poliovirus type-2 (cVDPV2) cases reported this week, but two VDPV2 positive environmental samples from Egypt are reported. These isolates are neither related with each other nor with earlier cVDPV2s reported in country or elsewhere.

Note: Last week one WPV1 positive environmental sample from Pakistan was reported from Gujranwala district, Punjab province, with date of specimen collection on 18/05/2021, this isolate was found out to be a data entry error and has been correctly reflected in this week data as positive enterovirus.

II. Wild Poliovirus Type-1 (WPV1) Transmission

WPV1 transmission continues though restricted globally to only two countries in the EMR namely Pakistan and Afghanistan – the remaining polio endemic countries in the world.

As of week 24 of 2021, two WPV1 cases were reported [90 in the same period in 2020; Afghanistan – 31, Pakistan - 59].

- a. *Human samples:* No new WPV1 cases reported this week.

Afghanistan:

In 2021 to date, **1 WPV1** case has been reported so far from Southeast Region with onset of paralysis **1 January 2021**.

Pakistan:

In 2021 to date, **1 WPV1** case has been reported so far from Balochistan province with date of onset **27 January 2021**.

- b. *Environmental samples:* One new WPV1 positive environmental sample from Pakistan reported this week.
 - **Afghanistan:** In 2021 to date, there is **1** WPV1 combined with cVDPV2 positive environmental sample reported with collection date on **23 February 2021**.
 - **Pakistan:** In 2021, there are **58** WPV1 positive environmental samples (including 16 mixture of WPV1 and cVDPV2 and 4 mixture of WPV1 and aVDPV2) with most recent sample collected on **24 May 2021**.

- III. **Vaccine Derived Polioviruses (VDPVs):** No new VDPV cases reported, but two new VDPV2 positive environmental samples from Egypt (not classified yet) reported this week.

In 2021 to date, two cVDPV1 reported from Yemen and 49 cVDPV2 cases were reported (Afghanistan 41 and Pakistan 8).

1. **Outbreaks:** *Six countries have VDPVs outbreaks, five with cVDPV2 and one with cVDPV1.*

Afghanistan: No new cases or positive environmental samples were reported this week.

In 2021 to date, there are **41 cVDPV2** cases: 16 from West Region, 12 from South Region, eight from South East Region, three from Central Region and two from North Region. **The most recent case had onset on 12 May 2021.**

Environment: In 2021 to date, there are **39** cVDPV2 positive environmental samples including 1 mixture of WPV1 and cVDPV2 reported with ***most recent sample collected on 25 April 2021.***

Pakistan: No new VDPV cases or positive environmental samples reported this week.

In 2021, there are ***eight*** cVDPV2 cases reported four from Balochistan, two from Sindh and one each from Khyber Pakhtunkhwa (KP) and Punjab provinces with ***most recent onset on 23 April 2021.***

Environment: In 2021 to date; there are **32** cVDPV2 positive samples including 16 mixture of WPV1 and cVDPV2 with ***most recent sample collected on 18 May 2021.***

SOMALIA: No new cVDPV2 isolates from human or environmental samples reported this week. No VDPV isolates from human or environmental sample in 2021 so far.

The most recent isolate was from a case having onset of paralysis on 25 October 2020.

SUDAN: No new cVDPV2 isolates from human or environmental samples reported this week.

No VDPV isolates from human or environmental sample in 2021 so far.

The most recent isolate was from a case having onset of paralysis on 18 December 2020.

Egypt: Two new positive VDPV2 isolates from environmental samples were reported this week, one from Alexandria province (Sharq site) specimen collection date on 27 May 2021 and one from Giza province (Moheet site) with specimen collection date on 30 May 2021. These are not related to each other and other cVDPV2s nonetheless.

In 2021 to date, ***nine*** cVDPV2 positive environmental samples are reported. These include two each from Aswan, Qena and Alexandria provinces; and one each from Beni Suef, Kafr El Sheikh and Giza provinces. The samples are genetically related with each other and belong to CHA-NDG-1 emergence (importation from Sudan/Chad). ***Date of the recent most cVDPV2 positive environmental sample is 25 February 2021. There is no child paralyzed due to cVDPV2.***

In addition to two aVDPV2 positive environmental samples reported one from Cairo province and the other from Giza province with most recent stool collection date on 4 May 2021.

YEMEN: No new cVDPV1 cases reported this week.

In 2021 to date, **2** cVDPV1 cases were reported with most recent date of onset on 15 February 2021.

VDPV Events: There is one country having an Event due to VDPV2. Response per WHO's SOPs are ongoing.

Iran: In 2021 to date, **1** cVDPV2 positive environmental sample was collected from Zehedan district, Sistan & Balochistan province. The isolate is genetically related with earlier Pakistan virus. ***Date of collection was on 20 February 2021. There is no child paralyzed due to cVDPV2.***

IV. Surveillance performance indicators

In 2021, 12 out of 22 member states (12 in the same period in 2020) are meeting the global target of both key surveillance indicators: non polio AFP rate of 2/100,000 children aged below 15 years and percent AFP cases with adequate specimen 80% and above.

- Morocco, and Tunisia are missing both indicators as their non-polio AFP rates are 0.7 and 0.9 and the percentages of AFP cases with adequate stool specimens is 58.1% and 66.7% respectively.
- Bahrain, Jordan, Oman, Palestine, Qatar, Saudi Arabia, and United Arab Emirates have a non-polio AFP rate of 1.4, 0.3, 1.1, 0.5, 1.0, 1.8, and 1.0 respectively.
- Djibouti has AFP cases with adequate stool specimens of 75.0%.

World Health Organization – Regional Office for Eastern Mediterranean

AFP SURVEILLANCE

21-Jun-21

Week 24, ending 20 June 2021

Number 1185

Table 1: Acute Flaccid Paralysis (AFP) cases by week of onset

Country	Reported AFP cases by week of onset - Week (24/21) / Ending on : 20/06/2021														
	Total AFP 2019	Total AFP 2020	Total AFP to date, 2021	W13 4 Apr 21	W14 11 Apr 21	W15 18 Apr 21	W16 25 Apr 21	W17 02 May 21	W18 09 May 21	W19 16 May 21	W20 23 May 21	W21 30 May 21	W22 06 Jun 21	W23 13 Jun 21	W24 20 Jun 21
Afghanistan	3768	3972	1904	85	100	81	91	86	64	74	81	87	75	57	10
Bahrain	17	15	2	0	0	0	0	0	0	0	0	0	0	0	0
Djibouti	5	5	4	0	1	0	0	0	0	0	0	0	0	0	0
Egypt	1343	1009	542	27	18	14	27	9	11	16	26	32	23	9	
Iran	1070	618	285	10	12	11	9	10	17	12	19	13	5	0	
Iraq	1157	476	327	14	18	9	5	7	6	10	7	15	23	11	
Jordan ****	113	32	5	0	1	0	0	0	0	0	0	0	2	0	0
Kuwait	48	36	20	0	1	2	1	0	0	0	0	2	4	1	1
Lebanon ****	87	49	15	1	0	0	1	0	1	3	0	1	0	2	
Libya	107	95	40	4	3	2	2	0	1	1	2	2	1	3	
Morocco	247	87	31	2	0	2	3	1	1	0	1	1	2	0	
Oman	30	22	6	0	0	1	2	0	0	1	0	1	0	0	
Pakistan	15218	11972	5061	240	213	191	197	152	143	174	245	223	283	95	0
Palestine ****	62	16	4	0	0	0	0	0	1	0	0	0	0	0	0
Qatar	9	9	2	0	0	0	0	1	0	0	0	0	0	0	0
Saudi Arabia	236	200	69	2	1	1	3	2	1	2	3	3	5	0	0
Somalia	361	376	158	3	4	5	3	8	6	6	10	5	2	4	0
Sudan	608	733	253	8	9	7	5	9	1	4	13	16	8	4	
Syria ****	377	343	180	8	8	10	5	9	2	6	8	13	12	5	0
Tunisia	79	40	12	3	0	1	1	0	0	0	0	0	0		
U.A.E	50	19	7	0	1	1	0	0	0	1	0				
Yemen	779	825	347	9	10	10	9	8	9	7	14	20	23	5	1
Total EMR	25771	20949	9274	416	400	348	364	302	264	317	429	434	468	196	12

No data = No report received

Table 2: Confirmed polio cases by month of onset

Country	Total year 2019	Total year 2020	20/06		Confirmed polio cases by month of onset											
			2020	2021	July 2020	August 2020	September 2020	October 2020	November 2020	December 2020	January 2021	February 2021	March 2021	April 2021	May 2021	June 2021
Afghanistan	29	56	31	1	7	6	6	3	0	0	1	0	0	0		
Bahrain	0	0	0	0	0	0	0	0	0	0	0	0	0	0	0	
Djibouti	0	0	0	0	0	0	0	0	0	0	0	0	0	0	0	
Egypt	0	0	0	0	0	0	0	0	0	0	0	0	0	0		
Iran	0	0	0	0	0	0	0	0	0	0	0	0	0	0		
Iraq	0	0	0	0	0	0	0	0	0	0	0	0	0	0		
Jordan ****	0	0	0	0	0	0	0	0	0	0	0	0	0	0	0	
Kuwait	0	0	0	0	0	0	0	0	0	0	0	0	0	0	0	
Lebanon ****	0	0	0	0	0	0	0	0	0	0	0	0	0	0	0	
Libya	0	0	0	0	0	0	0	0	0	0	0	0	0	0	0	
Morocco	0	0	0	0	0	0	0	0	0	0	0	0	0	0	0	
Oman	0	0	0	0	0	0	0	0	0	0	0	0	0	0	0	
Pakistan	147	84	59	1	6	5	7	4	2	0	1	0	0	0		
Palestine ****	0	0	0	0	0	0	0	0	0	0	0	0	0	0	0	
Qatar	0	0	0	0	0	0	0	0	0	0	0	0	0	0	0	
Saudi Arabia	0	0	0	0	0	0	0	0	0	0	0	0	0	0	0	
Somalia	0	0	0	0	0	0	0	0	0	0	0	0	0	0	0	
Sudan	0	0	0	0	0	0	0	0	0	0	0	0	0	0	0	
Syria ****	0	0	0	0	0	0	0	0	0	0	0	0	0	0	0	
Tunisia	0	0	0	0	0	0	0	0	0	0	0	0	0	0	0	
U.A.E	0	0	0	0	0	0	0	0	0	0	0	0	0	0	0	
Yemen	0	0	0	0	0	0	0	0	0	0	0	0	0	0	0	
Total EMR	176	140	90	2	13	11	13	7	2	0	2	0	0	0	0	0

**** UNRWA cases are included with those of country of residence

AFP SURVEILLANCE

Week 24, ending 20 June 2021

21-Jun-21

Number 1185

Table 3: Investigation of AFP cases with paralysis onset in 2020 & 2021 up to Week (24/21) / Ending on : 20/06/2021)

COUNTRY	2020												2021												Latest line List Date
	AFP									Specimen	Wild cases ****		AFP									Specimen	Wild cases ****		
	Total AFP cases onset 2020	Case classification					Non polio AFP rate **	AFP cases pending classification > 90 days from onset of paralysis	AFP cases pending classification and lab > 90 days from onset of paralysis		% with *** adequate specimens	Wild P1 Poliovirus	Wild P3 Poliovirus	Total AFP cases onset 2021	Case classification					Annualized Non polio AFP rate **	AFP cases pending classification > 90 days from onset of paralysis		AFP cases pending classification and lab > 90 days from onset of paralysis	% with *** adequate specimens	
		Total Confirmed Polio Cases *	Polio Compatible	Pending Classification	Discarded (non polio AFP)	VDPV *****				Total Confirmed Polio Cases *					Polio Compatible	Pending Classification	Discarded (non polio AFP)	VDPV *****							
Afghanistan	3972	56	3	0	3600	314	18.5	0	0	92.6	56	0	1904	1	0	209	1651	43	18.8	38	0	94.1	1	0	20/06/2021
Bahrain	15	0	0	0	15	0	5.0	0	0	93.3	0	0	2	0	0	2	0	0	1.4	1	1	100.0	0	0	20/06/2021
Djibouti	5	0	0	0	5	0	1.4	0	0	100.0	0	0	4	0	0	0	4	0	2.2	0	0	75.0	0	0	20/06/2021
Egypt	1009	0	0	0	1009	0	2.6	0	0	94.6	0	0	542	0	0	127	415	0	2.9	9	0	87.5	0	0	19/06/2021
Iran	618	0	0	0	618	0	3.0	0	0	98.5	0	0	285	0	0	16	269	0	3.0	0	0	95.8	0	0	19/06/2021
Iraq	476	0	0	0	476	0	2.8	0	0	93.3	0	0	327	0	0	64	263	0	4.0	8	0	93.6	0	0	19/06/2021
Jordan	32	0	0	0	32	0	0.8	0	0	96.9	0	0	5	0	0	1	4	0	0.3	0	0	80.0	0	0	20/06/2021
Kuwait	36	0	0	0	36	0	4.1	0	0	91.7	0	0	20	0	0	7	13	0	4.9	0	0	80.0	0	0	20/06/2021
Lebanon	49	0	0	0	49	0	3.1	0	0	89.8	0	0	15	0	0	8	7	0	2.0	0	0	93.3	0	0	18/06/2021
Libya	95	0	0	0	94	1	3.6	0	0	100.0	0	0	40	0	0	6	34	0	3.3	0	0	100.0	0	0	19/06/2021
Morocco	87	0	0	0	87	0	0.9	0	0	78.2	0	0	31	0	0	20	11	0	0.7	7	1	58.1	0	0	18/06/2020
Oman	22	0	0	0	22	0	1.9	0	0	100.0	0	0	6	0	0	1	5	0	1.1	0	0	83.3	0	0	13/06/2021
Pakistan	11972	84	29	0	11719	142	15.2	0	0	85.4	84	0	5061	1	3	748	4295	14	10.7	109	0	88.3	1	0	20/06/2021
Palestine	16	0	0	0	16	0	0.9	0	0	100.0	0	0	4	0	0	4	0	0	0.5	3	0	100.0	0	0	20/06/2021
Qatar	9	0	0	0	9	0	2.1	0	0	33.3	0	0	2	0	0	2	0	0	1.0	1	0	100.0	0	0	13/06/2021
Saudi Arabia	200	0	0	0	200	0	2.4	0	0	96.0	0	0	69	0	0	19	50	0	1.8	0	0	91.3	0	0	20/06/2021
Somalia	376	0	0	1	360	15	4.7	1	0	94.7	0	0	158	0	0	13	145	0	4.1	1	1	96.8	0	0	20/06/2021
Sudan	733	0	0	0	675	58	3.8	0	0	92.9	0	0	253	0	0	24	229	0	2.8	1	0	94.9	0	0	17/06/2021
Syria	343	0	0	0	343	0	4.3	0	0	91.0	0	0	180	0	0	32	148	0	5.0	0	0	91.1	0	0	20/06/2021
Tunisia	40	0	0	0	40	0	1.4	0	0	55.0	0	0	12	0	0	2	10	0	0.9	1	1	66.7	0	0	11/06/2021
U.A.E	19	0	0	0	19	0	1.5	0	0	100.0	0	0	7	0	0	6	1	0	1.0	3	0	100.0	0	0	25/05/2021
Yemen	825	0	1	1	792	31	5.4	1	1	88.7	0	0	347	0	0	212	133	2	4.8	69	57	91.1	0	0	19/06/2021
EMR	20949	140	33	2	20216	561	8.0	2	1	88.6	140	0	9274	2	3	1523	7687	59	6.9	251	61	90.3	2	0	
2019	25771	176	7	0	25559	29	10.2	0	0	89.5	176	0													

* Confirmed polio cases refer to wild isolation from AFP cases or from contacts of negative index AFP cases

** Non-polio AFP per 100,000 children <15 years

*** Adequate here refers to two stool specimens collected at least 24 hours apart, within 14 days of paralysis onset and specimens received in the lab in Good Condition

**** AFP cases co infected with P1 and P3 are counted separately as wild isolates

***** VDPV cases including all types (ambiguous, immune deficient & circulating)

World Health Organization – Regional Office for Eastern Mediterranean
AFP SURVEILLANCE
Week 24, ending 20 June 2021

21-Jun-21
Number 1185

COUNTRY	2020						2021					
	# OF CONTACTS	LAB RESULTS					# OF CONTACTS	LAB RESULTS				
		WILD	VDPV	SL	NPEV	PENDING		WILD	VDPV	SL	NPEV	PENDING
AFG	1252	14	79	52	270	0	619	0	16	53	88	15
BAH	1	0	0	0	0	0	0	0	0	0	0	0
DJI	2	0	0	0	0	0	1	0	0	0	0	0
EGY	330	0	0	12	32	1	269	0	0	31	18	36
IRN	46	0	0	0	0	0	83	0	0	11	1	3
IRQ	168	0	0	4	10	0	94	0	0	3	8	17
JOR	0	0	0	0	0	0	0	0	0	0	0	0
KUW	4	0	0	0	0	0	12	0	0	0	1	0
LEB	5	0	0	0	0	0	13	0	0	0	0	4
LIB	19	0	0	0	0	0	0	0	0	0	0	0
MOR	8	0	0	0	0	4	19	0	0	0	0	10
OMA	64	0	0	2	8	1	10	0	0	1	0	3
PAK	4652	21	19	379	787	0	2074	0	3	133	260	141
PAL	0	0	0	0	0	0	0	0	0	0	0	0
QAT	0	0	0	0	0	0	0	0	0	0	0	0
SAA	18	0	0	0	0	6	10	0	0	0	0	0
SOM	1110	0	10	23	150	7	469	0	0	0	47	55
SUD	364	0	18	3	29	11	59	0	0	0	0	28
SYR	280	0	0	11	15	0	41	0	0	3	3	12
TUN	6	0	0	0	0	1	1	0	0	0	0	0
UAE	0	0	0	0	0	0	0	0	0	0	0	0
YEM	230	0	0	7	41	0	116	0	0	2	4	89
EMR	8559	35	126	493	1342	31	3890	0	19	237	430	413

Table 4 (B): Most recent wild contacts in EMRO, 2020-2021

Year	Country	Data	
		Count of wild contacts	Date of Most Recent stool collection
2020	Afghanistan	14	26/Jul/20
	Pakistan	21	14/Dec/20
2020 Total		35	14/Dec/20

Table 4 (C): Number of distribution by district of -ve index AFP cases identified as wild positive by contact in EMR, 2020-2021

YEAR	COUNTRY	PROVINCE	DISTRICT	COUNT	First case	Last case
2020	AFG	KANDAHAR	NESH	1	23-May-20	23-May-20
			HILMAND	1	04-Jan-20	04-Jan-20
			NIMROZ	1	28-Feb-20	28-Feb-20
			FARAH	1	06-May-20	06-May-20
	PAK	BALOCHISTAN	KSAIFULLAH	1	01-Sep-20	01-Sep-20
			PUNJAB	1	24-Jul-20	24-Jul-20
			LAHORE	2	18-Jan-20	05-Jul-20
			DG KHAN	1	20-Jan-20	20-Jan-20
			KARAK	2	07-Feb-20	14-Jul-20
	SINDH	KHYBER PAKHTUNKHWA (KP)	JACOBABAD	2	07-Feb-20	14-Jul-20
2020 Total				11	04-Jan-20	01-Sep-20

Table 5: Laboratory investigation of AFP cases with paralysis onset in 2020 up to Week (24/2021) / Ending on : (20/06/2021)

Country	Polio laboratories ITD / Nucleotide Sequencing (Nucleotide Sequencing performed by EGY, PAK, TUN, CDC and RIVM laboratories)	AFP cases with specimens	Preliminary virus isolation results of AFP cases						Poliovirus intratypic differentiation results #									Indicators				Latest report Date				
			Referred for ITD		NPEV only	Negative	Pending		Type 1			Type 2			Type 3			Discordant pending sequence	NPEV by PCR	Non-EV	Pending ITD		% specimens positive for NPEV*	% AFP cases with culture results within 14 days	% AFP cases with ITD results within 7 days	% AFP cases with ITD results within 45 days of onset**
			L20B+	L20B+/NPEV			received < / = 14 days	received > 14 days ago	Wild	Sabin	VDPV	Wild	Sabin	VDPV	Wild	Sabin	VDPV									
Afghanistan	RRL Pakistan	1881	179	24	256	1279	86		1	62	1		71	38		66		1		3	12%	100%	99%	99%	20/06/2021	
Bahrain	NPL Oman / CDC																								14/06/2021	
Djibouti	NPL Kenya / CDC	4			1																100%			100%	20/06/2021	
Egypt***	RRL Egypt	538	60	3	37	375	56	7		2			58			1		1	2		6%	95%	100%	99%	17/06/2021	
Iran	NPL Iran / CDC	309	11		3	278	17			2			6			3					1%	100%	100%	98%	19/06/2021	
Iraq	RRL Egypt	302	6		16	253	21	6		1						9			1		6%	100%	44%	97%	12/06/2021	
Jordan	NPL Jordan / RRL EGYPT	5			1	3	1														25%	75%		100%	20/06/2021	
Kuwait	RRL Kuwait / RIVM	20				13	7														0%	100%		100%	20/06/2021	
Lebanon	NPL Jordan / RRL EGYPT	12			1	11															8%	100%			20/06/2021	
Libya	RRL Tunisia / RIVM	34				34															0%	100%		97%	18/06/2021	
Morocco	NPL Morocco / RRL Tunisia	24				24															1%	100%		96%	11/06/2021	
Oman	NPL Oman / CDC	6				6															0%	100%		100%	14/06/2021	
Pakistan	RRL Pakistan	4985	273	25	700	3519	444	11	1	88			146	12		93		2	5		12%	100%	100%	97%	20/06/2021	
Palestine & UNRWA		4				4															0%	25%		100%	20/06/2021	
Qatar	NPL Oman / CDC	2				2															0%	100%		100%	14/06/2021	
Saudi Arabia	NPL Saudi Arabia / CDC	66				55	6	5													0%	98%		100%	13/06/2021	
Somalia	NPL Kenya / CDC	158			19	126	5	8													13%	5%		97%	20/06/2021	
Sudan	NPL Sudan / RRL Egypt	254			33	197	23	1					1								13%	100%	100%	100%	17/06/2021	
Syria	NPL Syria / RRL Egypt	179	4		6	145	24														3%	100%		0%	19/06/2021	
Tunisia	RRL Tunisia	12				12															0%	100%		100%	18/06/2021	
U.A.E	NPL Oman / CDC	7				7															0%	100%		43%	14/06/2021	
Yemen	NPL Kenya / CDC	194	6		20	106	62			1	2					3					13%	100%	100%	1%	19/06/2021	
Total EMR 2021		8996	539	52	1093	6449	752	38	2	156	3		282	50		175		1	3	2	9	11%	98%	99%	96%	
Total EMR 2020		20389	1681	93	3046	15556		4	129	352	32		509	468		462	2	3	18	11		14%	94%	97%	93%	

* Specimens from all sources including non-AFP cases, excluding environmental samples

** This indicator reflects surveillance and laboratory activities

Figure 1: Non Polio AFP Rate and Wild Virus in EMR 01/01/2021 - 20/06/2021

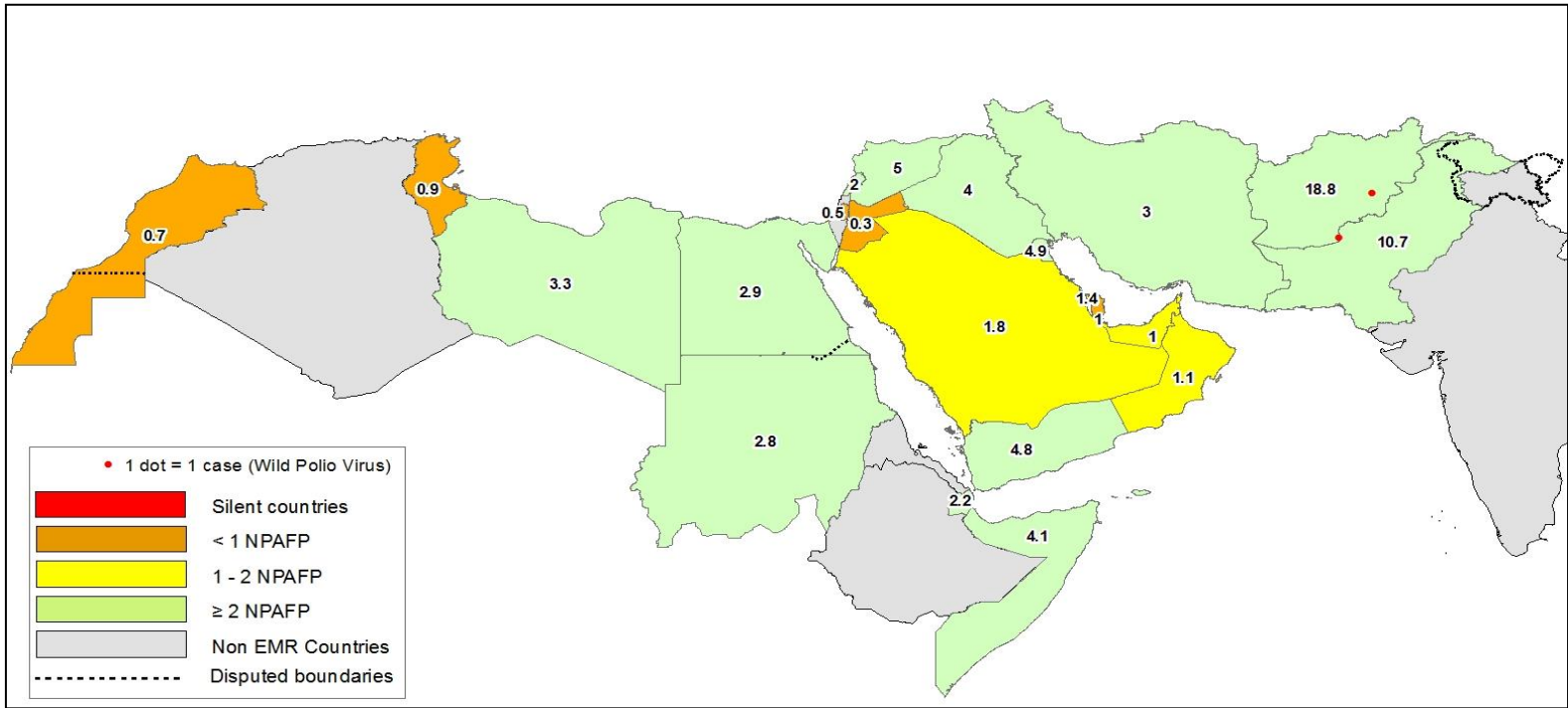


Figure 2: Percent of AFP cases with Adequate Samples & Compatible Cases in EMR 01/01/2021 - 20/06/2021

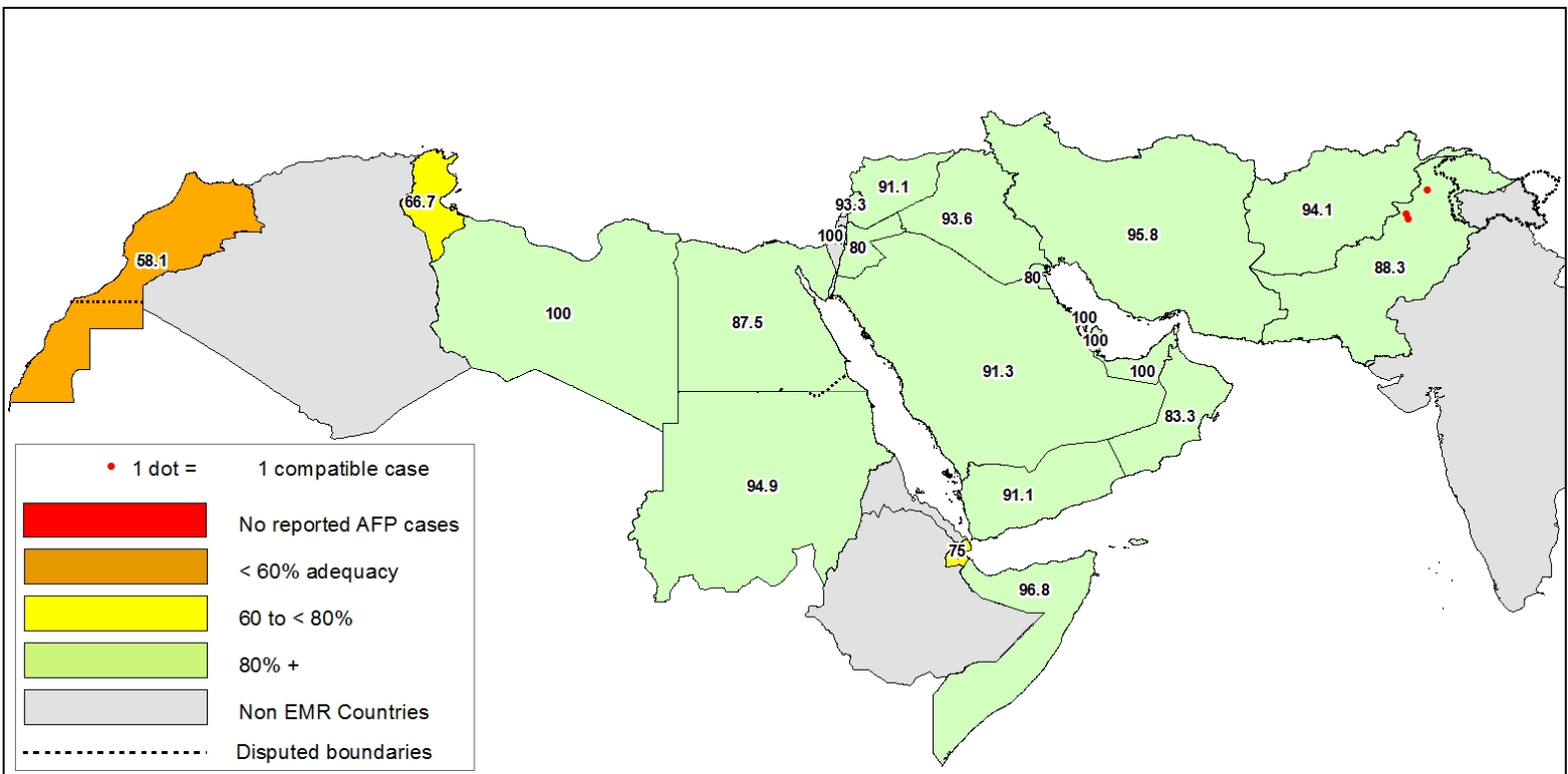


Table 8: Wild polio cases by country and date of onset of paralysis in EMR, 2020 - 2021

Year	COUNTRY	Count	First Case	Last Case
2020	AFG	56	4-Jan-20	19-Oct-20
	PAK	84	1-Jan-20	23-Nov-20
2020 Total		140	1-Jan-20	23-Nov-20
2021	AFG	1	1-Jan-21	1-Jan-21
	PAK	1	27-Jan-21	27-Jan-21
2021 Total		2	1-Jan-21	27-Jan-21

Figure 3: Non Polio AFP rate by Province in Afghanistan & by District in Pakistan 01/01/2021 - 20/06/2021

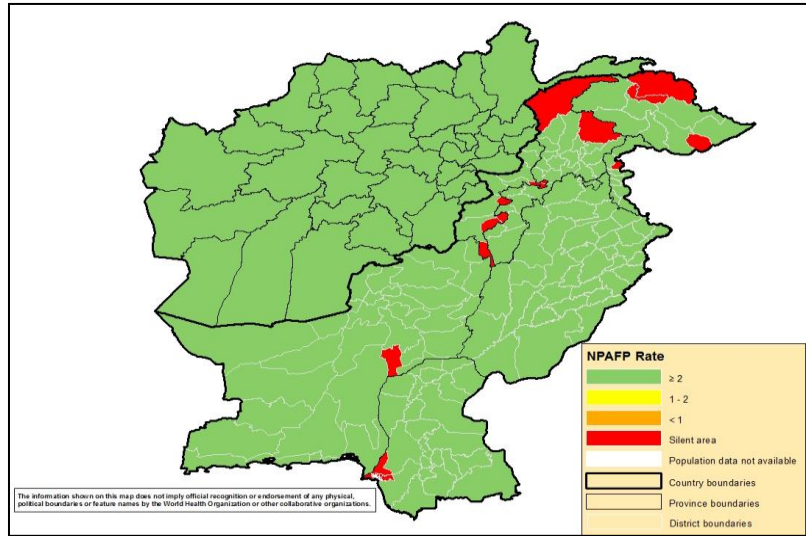


Figure 4: Percent of AFP cases with Adequate Samples in Afghanistan by Province & Pakistan by District 01/01/2021 - 20/06/2021

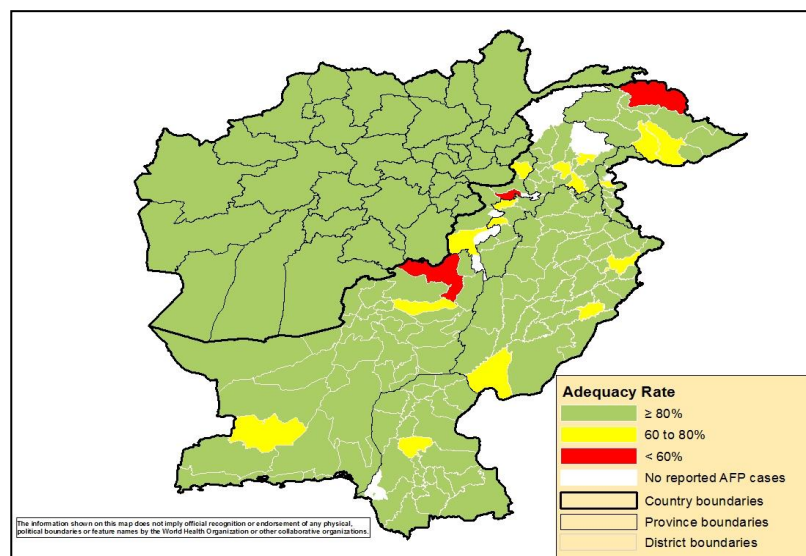
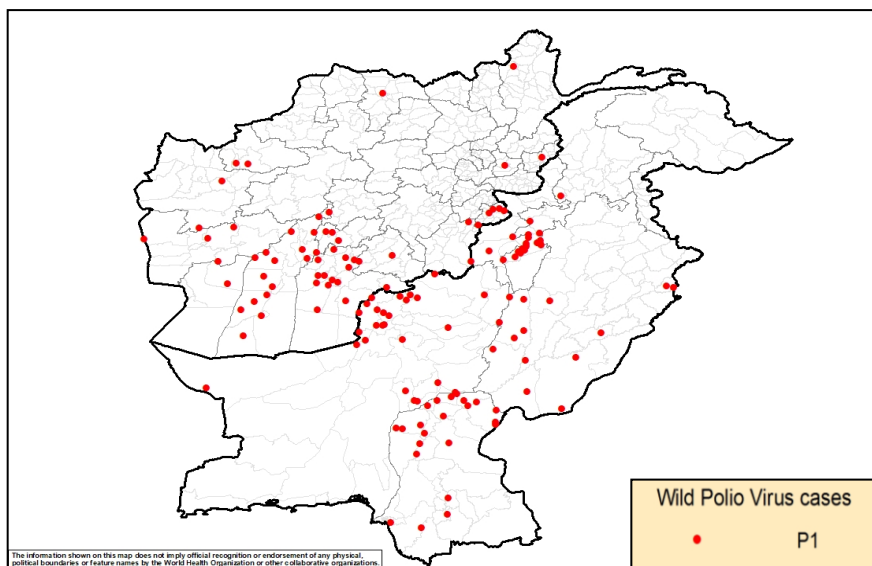
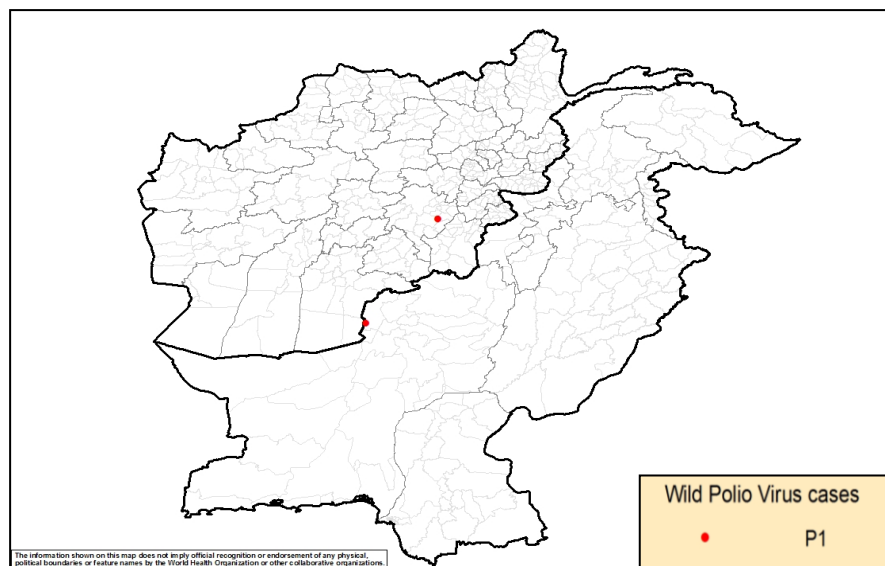


Figure 5: Wild Virus Cases by Type & District in Afghanistan & Pakistan

5(a) 01/01/2020 - 31/12/2020



5(b) 01/01/2021 - 20/06/2021



World Health Organization – Regional Office for Eastern Mediterranean

AFP SURVEILLANCE

Week 24, ending 20 June 2021

21-Jun-21

Number 1185

Table 9: Wild Polio cases by district and date of onset of paralysis, Afghanistan 2020-2021

ONSETYR	PROVINCE	DISTRICT	Count	First case	Last case
2020	BALKH	DEHDADI	1	15-Mar-20	15-Mar-20
	HIRAT	PASHTUNZARGHUN	1	29-Jun-20	29-Jun-20
		SHINDAND	1	21-Mar-20	21-Mar-20
	FARAH	BALABULUK	2	11-May-20	17-May-20
		ANARDARA	1	6-May-20	6-May-20
		BAKWA	1	4-Feb-20	4-Feb-20
	BADGHIS	QALA-E-NAW	1	5-Sep-20	5-Sep-20
		QADIS	1	13-May-20	13-May-20
	KUNAR	SHIGAL WA SHEL TAN	1	5-Mar-20	5-Mar-20
	LAGHMAN	MEHTARLAM	1	10-Feb-20	10-Feb-20
	PAKTIKA	NAKA	1	12-Aug-20	12-Aug-20
	KHOST	NADIRSHAHKOT	1	7-Sep-20	7-Sep-20
		BAK	2	3-Sep-20	7-Sep-20
		SABARI	1	8-Aug-20	8-Aug-20
		SPERA	1	1-Aug-20	1-Aug-20
	KANDAHAR	MARUF	1	14-Oct-20	14-Oct-20
		KANDAHAR	3	22-Jun-20	13-Sep-20
		ZHERAY	3	20-Jul-20	24-Aug-20
		SPINBOLDAK	1	25-Jul-20	25-Jul-20
		PANJWAYI	1	10-Jun-20	10-Jun-20
		SHAHWALIKOT	3	4-Mar-20	6-Jun-20
		NESH	1	23-May-20	23-May-20
		GHORAK	1	19-Mar-20	19-Mar-20
	ZABUL	QALAT	1	6-Aug-20	6-Aug-20
		ARGHANDAB	1	14-Jul-20	14-Jul-20
		MIZAN	1	21-Jan-20	21-Jan-20
	HILMAND	NAD-E-ALI	2	1-May-20	19-Oct-20
		WASHER	3	4-Jan-20	19-Oct-20
		BAGHRAN	2	16-Jul-20	4-Sep-20
		KAJAKI	2	10-Jun-20	27-Jul-20
		REG	4	25-May-20	3-Jun-20
		DEH-E-SHU	1	27-May-20	27-May-20
NAWZAD		1	11-May-20	11-May-20	
SANGIN		1	7-May-20	7-May-20	
URUZGAN	SHAHID-E-HASSAS	3	14-Jun-20	12-Jul-20	
	TIRINKOT	1	28-May-20	28-May-20	
NIMROZ	KHASHROD	1	28-Feb-20	28-Feb-20	
BADAKHSHAN	YAWAN	1	10-Mar-20	10-Mar-20	
2020 Total			56	4-Jan-20	19-Oct-20
2021	GAZNI	ANDAR	1	1-Jan-21	1-Jan-21
2021 Total			1	1-Jan-21	1-Jan-21

World Health Organization – Regional Office for Eastern Mediterranean

AFP SURVEILLANCE

Week 24, ending 20 June 2021

21-Jun-21

Number 1185

Table 10: Wild Polio cases by district and date of onset of paralysis, Pakistan 2020-2021

ONSETYR	PROVINCE	DISTRICT	Count	First case	Last case
2020	KHYBER PAKHTUNKHWA	PESHAWAR	1	13-Jul-20	13-Jul-20
		WAZIR-S	2	21-Feb-20	8-Jun-20
		BANNU	1	27-Apr-20	27-Apr-20
		TANK	4	11-Jan-20	15-Mar-20
		KARAK	2	20-Jan-20	13-Mar-20
		LAKKIMRWT	12	2-Jan-20	9-Mar-20
	BALOCHISTAN	KABDULAH	3	11-May-20	23-Nov-20
		QUETTA	5	17-Jul-20	5-Nov-20
		MASTUNG	1	15-Oct-20	15-Oct-20
		PISHIN	6	31-Jan-20	3-Oct-20
		KSAIFULAH	1	1-Sep-20	1-Sep-20
		CHAGHAI	1	4-Jun-20	4-Jun-20
		DUKKI	1	26-May-20	26-May-20
		JHALMAGSI	1	19-Apr-20	19-Apr-20
		ZHOB	2	22-Feb-20	13-Apr-20
		NSIRABAD	2	3-Jan-20	13-Apr-20
		SOHBATPUR	1	12-Feb-20	12-Feb-20
		JAFARABAD	1	12-Feb-20	12-Feb-20
		SIBI	1	7-Feb-20	7-Feb-20
		PUNJAB	LAYYAH	1	21-Oct-20
	MUZFARGARH		1	4-Oct-20	4-Oct-20
	VEHARI		1	16-Sep-20	16-Sep-20
	DGKHAN		5	18-Jan-20	14-Sep-20
	BAHAWALPUR		2	17-Aug-20	5-Sep-20
	RYKHAN		1	1-Sep-20	1-Sep-20
	LAHORE		2	12-Jun-20	24-Jul-20
	RAJANPUR		1	2-Jun-20	2-Jun-20
	SINDH	JACOBABAD	4	7-Feb-20	14-Jul-20
		GHOTKI	4	2-Mar-20	9-Jul-20
		KHILANDHI	1	9-Jun-20	9-Jun-20
		LARKANA	1	21-May-20	21-May-20
		KAMBAR	3	8-Jan-20	11-Apr-20
		KHAIRPUR	1	27-Mar-20	27-Mar-20
		NFEROZ	2	8-Feb-20	22-Feb-20
		SHIKARPUR	1	11-Feb-20	11-Feb-20
		KASHMORE	2	16-Jan-20	3-Feb-20
SUJAWAL		1	7-Jan-20	7-Jan-20	
T.ALLAHYAR		1	7-Jan-20	7-Jan-20	
BADIN		1	1-Jan-20	1-Jan-20	
2020 Total			84	1-Jan-20	23-Nov-20
2021	BALOCHISTAN	KABDULAH	1	27-Jan-21	27-Jan-21
2021 Total			1	27-Jan-21	27-Jan-21

World Health Organization – Regional Office for Eastern Mediterranean

AFP SURVEILLANCE

Week 24, ending 20 June 2021

21-Jun-21

Number 1185

Table 11: Circulating VDPV2 cases and date of onset of paralysis in EMR countries by provinces 2020-2021

YEAR	COUNTRY	PROVINCE	Count	First Case	Last Case		
2021	AFG	FARAH	5	1-Jan-21	16-Apr-21		
		LOGAR	1	19-Feb-21	19-Feb-21		
		KANDAHAR	1	16-Feb-21	16-Feb-21		
		WARDAK	2	3-Mar-21	22-Apr-21		
		HIRAT	5	20-Feb-21	11-Apr-21		
		BADGHIS	6	12-Jan-21	29-Apr-21		
		FARYAB	2	28-Jan-21	26-Mar-21		
		HILMAND	2	5-Jan-21	11-Mar-21		
		GHAZNI	8	8-Jan-21	12-May-21		
	ZABUL	9	7-Jan-21	4-Apr-21			
	PAK	KHYBER PAKHTUNKHWA	1	14-Jan-21	14-Jan-21		
		PUNJAB	1	7-Jan-21	7-Jan-21		
		SINDH	2	5-Jan-21	7-Jan-21		
BALUCHISTAN		4	2-Jan-21	23-Apr-21			
Total 2021			49	1-Jan-21	12-May-21		
2020	SOM	LOWER JUBA	1	29-Aug-20	29-Aug-20		
		AWDAL	1	1-Aug-20	1-Aug-20		
		GALBEED	1	29-Sep-20	29-Sep-20		
		HIRAN	1	18-Oct-20	18-Oct-20		
		MIDDLE SHABELLE	1	17-Jul-20	17-Jul-20		
		BAY	2	3-Sep-20	25-Oct-20		
		BANADIR	7	18-Jun-20	30-Sep-20		
	SUD	SOUTH DARFUR	3	7-Mar-20	18-Dec-20		
		NORTH DARFUR	2	26-Nov-20	13-Dec-20		
		EAST DARFUR	3	12-May-20	24-Jul-20		
		KHARTOUM	4	15-Jul-20	16-Nov-20		
		KASSALA	11	28-Jul-20	6-Nov-20		
		GEZIRA	5	9-Jul-20	19-Sep-20		
		RIVER NILE	5	29-Jun-20	27-Sep-20		
		RED SEA	8	29-Apr-20	29-Nov-20		
		WEST DARFUR	1	19-May-20	19-May-20		
		BLUE NILE	4	7-Aug-20	26-Nov-20		
		SOUTH KORDOFAN	2	20-Nov-20	25-Nov-20		
		NORTH KORDOFAN	3	29-Aug-20	2-Dec-20		
		SENNAR	1	16-Aug-20	16-Aug-20		
		WHITE NILE	3	15-Jun-20	22-Aug-20		
		GEDARIF	3	1-Apr-20	1-Aug-20		
		AFG	FARAH	17	1-Jun-20	27-Dec-20	
	BALKH		2	29-Oct-20	3-Nov-20		
	BADGHIS		10	1-Nov-20	27-Dec-20		
	FARYAB		1	18-Oct-20	18-Oct-20		
	SAMANGAN		1	1-Nov-20	1-Nov-20		
	HIRAT		2	10-Aug-20	15-Aug-20		
	LOGAR		4	20-Aug-20	18-Nov-20		
	KANDAHAR		75	4-Aug-20	30-Dec-20		
	HILMAND		40	1-Aug-20	24-Dec-20		
	JAWZIAN		3	4-Aug-20	21-Nov-20		
	KABUL		7	6-Jul-20	12-Oct-20		
	NURISTAN		2	21-Jun-20	13-Jul-20		
	NIMROZ		3	6-Jul-20	8-Aug-20		
	KHOST		17	5-Jul-20	19-Oct-20		
	PAKTYA		5	18-Jun-20	25-Oct-20		
	KUNDUZ		3	28-Aug-20	3-Oct-20		
	PAKTIKA		5	25-Aug-20	7-Oct-20		
	GHAZNI		7	29-Aug-20	26-Dec-20		
	BADAKHSHAN		1	23-Apr-20	23-Apr-20		
	LAGHMAN		14	20-May-20	23-Sep-20		
	TAKHAR		1	20-Sep-20	20-Sep-20		
	ZABUL		12	17-Sep-20	15-Nov-20		
	GHOR		1	14-Nov-20	14-Nov-20		
	URUZGAN		15	28-Aug-20	22-Dec-20		
	PARWAN		1	4-Sep-20	4-Sep-20		
	WARDAK		5	6-Sep-20	22-Nov-20		
	KUNAR		9	6-Apr-20	29-Sep-20		
	NANGARHAR		45	5-Feb-20	21-Sep-20		
	PAK		SINDH	45	2-May-20	28-Nov-20	
			BALUCHISTAN	23	29-Feb-20	24-Dec-20	
			PUNJAB	25	5-Feb-20	5-Nov-20	
			KHYBER PAKHTUNKHWA	42	2-Jan-20	24-May-20	
			Total 2020			515	2-Jan-20

VDPV2 isolates, EMR countries, 2021

