

Highlights of Polio Fax Bulletin No. 1190 for Week 29 2021

I. Salient features this week

1. Polio eradication teams at the Regional and Country levels continue to contribute to the COVID19 Response, particularly in areas of surveillance (field and laboratory), data analysis, communications, and coordination.
2. No new wild poliovirus type-1 (WPV1) isolates from human or environmental samples reported this week.
3. No new circulating vaccine derived polioviruses (cVDPVs) cases reported, but one new cVDPV2 positive environmental sample from Afghanistan was reported this week.

II. Wild Poliovirus Type-1 (WPV1) Transmission

WPV1 transmission continues though restricted globally to only two countries in the EMR namely Pakistan and Afghanistan – the remaining polio endemic countries in the world.

As of week 29 of 2021, two WPV1 cases were reported [105 in the same period in 2020; Afghanistan – 39, Pakistan - 66].

- a. *Human samples*: No new WPV1 cases reported this week.

Afghanistan:

In 2021 to date, **1 WPV1** case has been reported so far from Southeast Region with onset of paralysis **1 January 2021**.

Pakistan:

In 2021 to date, **1 WPV1** case has been reported so far from Balochistan province with date of onset **27 January 2021**.

- b. *Environmental samples*: No new positive environmental samples reported this week.

- **Afghanistan**: In 2021 to date, there is **1** WPV1 combined with cVDPV2 positive environmental sample reported with collection date on **23 February 2021**.
- **Pakistan**: In 2021, there are **59** WPV1 positive environmental samples (including 16 mixture of WPV1 and cVDPV2, 4 mixture of WPV1 and aVDPV2 and 1 mixture of WPV1 and aVDPV3) with most recent sample collected on **18 June 2021**.

III. Circulating Vaccine Derived Polioviruses c(VDPVs): No new cVDPVs cases reported, but one positive cVDPV2 environmental sample from Afghanistan was reported this week.

In 2021 to date, three cVDPV1 cases reported from Yemen and 50 cVDPV2 cases were reported (Afghanistan 42 and Pakistan 8).

1. **Outbreaks/Events**: *Five countries (barring endemics) have evidence of VDPVs transmission, four with cVDPV2 and one with cVDPV1.*

Afghanistan: No new cases, but one new cVDPV2 positive environmental sample reported this week. In 2021 to date, there are **42 cVDPV2** cases: 17 from West Region, 12 from South Region, eight from South East Region, three from Central Region and two from North Region. **The most recent case had onset on 9 June 2021.**

Environment: In 2021 to date, there are **40** cVDPV2 positive environmental samples including 1 mixture of WPV1 and cVDPV2 reported with **most recent sample collected on 23 June 2021**.

Pakistan: No new isolates from human or environmental samples reported this week.

In 2021, there are **eight** cVDPV2 cases reported four from Balochistan, two from Sindh and one each from KP and Punjab provinces with **most recent onset on 23 April 2021**.

Environment: In 2021 to date; there are **32** cVDPV2 positive samples including 16 mixture of WPV1 and cVDPV2 with **most recent sample collected on 18 May 2021**.

SOMALIA: No new isolates from human or environmental samples reported this week.

Environment: One cVDPV2 positive environmental sample was reported from Banadir province, **with date of specimen collection on 23 May 2021**.

SUDAN: No new isolates from human or environmental samples reported this week.

No VDPV isolates from human or environmental sample in 2021 so far.

The most recent isolate was from a case having onset of paralysis on 18 December 2020.

Egypt: No new isolates from human or environmental samples reported this week.

In 2021 to date, **ten** cVDPV2 positive environmental samples are reported. These include three from Qena province; two each from Aswan and Alexandria provinces; and one each from Beni Suef, Kafr El Sheikh and Giza provinces. The samples are genetically related with each other and belong to CHA-NDG-1 emergence (importation from Sudan/Chad). **Date of the recent most cVDPV2 positive environmental sample is 8 June 2021. There is no child paralyzed due to cVDPV2.**

Note: A total of 2 aVDP2 and 24 VDPV2 positive samples in 2021 are reported so far, each having no relation with other VDPV2s reported from country or elsewhere.

YEMEN: No new cVDPV1 cases reported this week.

In 2021 to date, **3** cVDPV1 cases were reported with most recent date of onset on 27 March 2021.

VDPV Events: There is one country having a Polio Event due to VDPV2.

Iran: No new isolates from human or environmental samples reported this week.

In 2021 to date, **1** cVDPV2 positive environmental sample was collected from Zehedan district, Sistan & Balochistan province. The isolate is genetically related with earlier Pakistan virus. **Date of collection was on 20 February 2021. There is no child paralyzed due to cVDPV2.**

IV. Surveillance performance indicators

In 2021, 12 out of 22 member states (13 in the same period in 2020) are meeting the global target of both key surveillance indicators: non-polio AFP rate of 2/100,000 children aged below 15 years and percent AFP cases with adequate specimen 80% and above.

- Djibouti, Morocco, and Tunisia are missing both indicators as their non-polio AFP rates are 1.8, 0.7 and 0.8 and the percentages of AFP cases with adequate stool specimens is 75.0%, 56.4% and 69.2% respectively.
- Bahrain, Jordan, Oman, Palestine, Qatar, Saudi Arabia and United Arab Emirates have a non-polio AFP rate of 1.7, 0.4, 0.9, 0.4, 0.8, 1.8 and 0.8 respectively.

World Health Organization – Regional Office for Eastern Mediterranean

AFP SURVEILLANCE

26-Jul-21

Week 29, ending 25 July 2021

Number 1190

Table 1: Acute Flaccid Paralysis (AFP) cases by week of onset

Country	Reported AFP cases by week of onset - Week (29/21) / Ending on : 25/07/2021														
	Total AFP 2019	Total AFP 2020	Total AFP to date, 2021	W18 09 May 21	W19 16 May 21	W20 23 May 21	W21 30 May 21	W22 06 Jun 21	W23 13 Jun 21	W24 20 Jun 21	W25 27 Jun 21	W26 04 Jul 21	W27 11 Jul 21	W28 18 Jul 21	W29 25 Jul 21
Afghanistan	3768	3972	2232	64	77	83	92	79	70	85	67	74	62	19	3
Bahrain	17	15	3	0	0	0	0	0	0	0	1	0	0	0	0
Djibouti	5	5	4	0	0	0	0	0	0	0	0	0	0	0	0
Egypt	1343	1009	674	11	16	27	33	26	33	35	27	16	24	1	
Iran	1070	618	359	17	12	20	19	14	12	18	10	12	0		
Iraq	1157	476	397	6	10	8	15	23	19	20	10	21	9	1	
Jordan ****	113	32	8	0	0	0	0	2	1	1	0	0	0	1	
Kuwait	48	36	22	0	0	0	2	4	1	1	1	1	0	0	0
Lebanon ****	87	49	21	1	3	0	1	1	2	2	0	1	2		
Libya	107	95	47	1	1	2	2	1	4	1	1	1	1	2	
Morocco	247	87	39	1	0	1	1	4	0	3	0	1	2		
Oman	30	22	6	0	1	0	1	0	0	0	0	0	0		
Pakistan	15218	11972	6236	149	184	262	236	341	278	265	222	205	148	24	0
Palestine ****	62	16	4	1	0	0	0	0	0	0	0	0	0		
Qatar	9	9	2	0	0	0	0	0	0	0	0	0	0		
Saudi Arabia	236	200	87	1	2	3	3	6	2	6	6	3	0		
Somalia	361	376	194	6	6	10	5	4	8	6	10	6	3	3	0
Sudan	608	733	301	1	4	14	16	11	11	9	14	11	2		
Syria ****	377	343	223	2	6	8	13	13	7	10	10	9	9	1	
Tunisia	79	40	13	0	0	0	0	0	0	0	0	0	0		
U.A.E	50	19	7	0	1	0	0	0	0	0	0	0	0		
Yemen	779	825	415	10	7	14	20	26	15	15	13	14	9	3	
Total EMR	25771	20949	11294	271	330	452	459	555	463	477	392	375	271	55	3

No data = No report received

Table 2: Confirmed polio cases by month of onset

Country	Total year 2019	Total year 2020	25/07		Confirmed polio cases by month of onset											
			2020	2021	August 2020	September 2020	October 2020	November 2020	December 2020	January 2021	February 2021	March 2021	April 2021	May 2021	June 2021	July 2021
Afghanistan	29	56	39	1	6	6	3	0	0	1	0	0	0	0		
Bahrain	0	0	0	0	0	0	0	0	0	0	0	0	0	0		
Djibouti	0	0	0	0	0	0	0	0	0	0	0	0	0	0	0	
Egypt	0	0	0	0	0	0	0	0	0	0	0	0	0	0		
Iran	0	0	0	0	0	0	0	0	0	0	0	0	0	0		
Iraq	0	0	0	0	0	0	0	0	0	0	0	0	0	0		
Jordan ****	0	0	0	0	0	0	0	0	0	0	0	0	0	0	0	
Kuwait	0	0	0	0	0	0	0	0	0	0	0	0	0	0		
Lebanon ****	0	0	0	0	0	0	0	0	0	0	0	0	0			
Libya	0	0	0	0	0	0	0	0	0	0	0	0	0			
Morocco	0	0	0	0	0	0	0	0	0	0	0	0	0			
Oman	0	0	0	0	0	0	0	0	0	0	0	0	0	0	0	
Pakistan	147	84	66	1	5	7	4	2	0	1	0	0	0			
Palestine ****	0	0	0	0	0	0	0	0	0	0	0	0	0	0	0	
Qatar	0	0	0	0	0	0	0	0	0	0	0	0	0	0	0	
Saudi Arabia	0	0	0	0	0	0	0	0	0	0	0	0	0			
Somalia	0	0	0	0	0	0	0	0	0	0	0	0	0			
Sudan	0	0	0	0	0	0	0	0	0	0	0	0	0	0		
Syria ****	0	0	0	0	0	0	0	0	0	0	0	0	0	0		
Tunisia	0	0	0	0	0	0	0	0	0	0	0	0	0	0	0	
U.A.E	0	0	0	0	0	0	0	0	0	0	0	0	0	0		
Yemen	0	0	0	0	0	0	0	0	0	0	0	0	0	0		
Total EMR	176	140	105	2	11	13	7	2	0	2	0	0	0	0	0	0

**** UNRWA cases are included with those of country of residence

AFP SURVEILLANCE

26-Jul-21

Week 29, ending 25 July 2021

Number 1190

Table 3: Investigation of AFP cases with paralysis onset in 2020 & 2021 up to Week (29/21) / Ending on : 25/07/2021)

COUNTRY	2020												2021												Latest line List Date		
	AFP									Specimen		Wild cases ****		AFP									Specimen			Wild cases ****	
	Total AFP cases onset 2020	Case classification					Non polio AFP rate **	AFP cases pending classification > 90 days from onset of paralysis	AFP cases pending classification and lab > 90 days from onset of paralysis	% with *** adequate specimens	Wild P1 Poliovirus	Wild P3 Poliovirus	Total AFP cases onset 2021	Case classification					Annualized Non polio AFP rate **	AFP cases pending classification > 90 days from onset of paralysis	AFP cases pending classification and lab > 90 days from onset of paralysis	% with *** adequate specimens	Wild P1 Poliovirus	Wild P3 Poliovirus			
		Total Confirmed Polio Cases *	Polio Compatible	Pending Classification	Discarded (non polio AFP)	VDPV *****								Total Confirmed Polio Cases *	Polio Compatible	Pending Classification	Discarded (non polio AFP)	VDPV *****									
Afghanistan	3972	56	3	0	3600	314	18.5	0	0	92.6	56	0	2232	1	1	203	1983	44	18.3	37	0	93.7	1	0	25/07/2021		
Bahrain	15	0	0	0	15	0	5.0	0	0	93.3	0	0	3	0	0	3	0	0	1.7	2	2	100.0	0	0	25/07/2021		
Djibouti	5	0	0	0	5	0	1.4	0	0	100.0	0	0	4	0	0	0	4	0	1.8	0	0	75.0	0	0	11/07/2021		
Egypt	1009	0	0	0	1009	0	2.6	0	0	94.6	0	0	674	0	0	110	563	1	3.0	10	3	87.1	0	0	15/07/2021		
Iran	618	0	0	0	618	0	3.0	0	0	98.5	0	0	359	0	0	27	332	0	3.1	1	0	96.4	0	0	17/07/2021		
Iraq	476	0	0	0	476	0	2.8	0	0	93.3	0	0	397	0	0	43	354	0	4.1	12	1	93.2	0	0	24/07/2021		
Jordan	32	0	0	0	32	0	0.8	0	0	96.9	0	0	8	0	0	1	7	0	0.4	0	0	100.0	0	0	18/07/2021		
Kuwait	36	0	0	0	36	0	4.1	0	0	91.7	0	0	22	0	0	5	17	0	4.4	0	0	86.4	0	0	25/07/2021		
Lebanon	49	0	0	0	49	0	3.1	0	0	89.8	0	0	21	0	0	10	11	0	2.3	1	0	90.5	0	0	16/07/2021		
Libya	95	0	0	0	94	1	3.6	0	0	100.0	0	0	47	0	0	13	34	0	3.2	0	0	100.0	0	0	24/07/2021		
Morocco	87	0	0	0	87	0	0.9	0	0	78.2	0	0	39	0	0	28	11	0	0.7	14	2	56.4	0	0	16/07/2020		
Oman	22	0	0	0	22	0	1.9	0	0	100.0	0	0	6	0	0	0	6	0	0.9	0	0	83.3	0	0	12/07/2021		
Pakistan	11972	84	29	0	11719	142	15.2	0	0	85.4	84	0	6236	1	3	593	5624	15	11.0	88	0	87.8	1	0	25/07/2021		
Palestine	16	0	0	0	16	0	0.9	0	0	100.0	0	0	4	0	0	4	0	0	0.4	3	0	100.0	0	0	11/07/2021		
Qatar	9	0	0	0	9	0	2.1	0	0	33.3	0	0	2	0	0	1	1	0	0.8	0	0	100.0	0	0	04/07/2021		
Saudi Arabia	200	0	0	0	200	0	2.4	0	0	96.0	0	0	87	0	0	33	54	0	1.8	0	0	90.8	0	0	11/07/2021		
Somalia	376	0	0	1	360	15	4.7	1	0	94.7	0	0	194	0	0	42	152	0	4.1	1	0	96.4	0	0	25/07/2021		
Sudan	733	0	0	0	675	58	3.8	0	0	92.9	0	0	301	0	0	26	275	0	2.7	2	0	93.7	0	0	15/07/2021		
Syria	343	0	0	0	343	0	4.3	0	0	91.0	0	0	223	0	0	32	191	0	5.1	0	0	91.9	0	0	24/07/2021		
Tunisia	40	0	0	0	40	0	1.4	0	0	52.5	0	0	13	0	0	3	10	0	0.8	3	3	69.2	0	0	09/07/2021		
U.A.E	19	0	0	0	19	0	1.5	0	0	100.0	0	0	7	0	0	3	4	0	0.8	3	0	100.0	0	0	11/07/2021		
Yemen	825	0	1	0	793	31	5.4	0	0	88.7	0	0	415	0	0	212	200	3	4.8	57	44	91.3	0	0	24/07/2021		
EMR	20949	140	33	1	20217	561	8.0	1	0	88.6	140	0	11294	2	4	1392	9833	63	7.0	234	55	89.9	2	0			
2019	25771	176	7	0	25559	29	10.2	0	0	89.5	176	0															

* Confirmed polio cases refer to wild isolation from AFP cases or from contacts of negative index AFP cases

** Non-polio AFP per 100,000 children <15 years

*** Adequate here refers to two stool specimens collected at least 24 hours apart, within 14 days of paralysis onset and specimens received in the lab in Good Condition

**** AFP cases co infected with P1 and P3 are counted separately as wild isolates

***** VDPV cases including all types (ambiguous, immune deficient & circulating)

World Health Organization – Regional Office for Eastern Mediterranean
AFP SURVEILLANCE
Week 29, ending 25 July 2021

26-Jul-21
Number 1190

COUNTRY	2020						2021					
	# OF CONTACTS	LAB RESULTS					# OF CONTACTS	LAB RESULTS				
		WILD	VDPV	SL	NPEV	PENDING		WILD	VDPV	SL	NPEV	PENDING
AFG	1252	14	79	52	270	0	691	0	16	55	99	33
BAH	1	0	0	0	0	0	0	0	0	0	0	0
DJI	2	0	0	0	0	0	1	0	0	0	0	0
EGY	330	0	0	12	32	0	343	0	1	32	21	36
IRN	46	0	0	0	0	0	98	0	0	11	1	3
IRQ	168	0	0	4	10	0	121	0	0	5	13	7
JOR	0	0	0	0	0	0	0	0	0	0	0	0
KUW	4	0	0	0	0	0	18	0	0	0	1	6
LEB	5	0	0	0	0	0	13	0	0	0	1	0
LIB	19	0	0	0	0	0	0	0	0	0	0	0
MOR	8	0	0	0	0	2	19	0	0	0	0	5
OMA	64	0	0	2	8	0	10	0	0	1	0	0
PAK	4653	21	19	379	787	0	2522	0	3	165	345	113
PAL	0	0	0	0	0	0	0	0	0	0	0	0
QAT	0	0	0	0	0	0	0	0	0	0	0	0
SAA	21	0	0	0	0	0	10	0	0	0	0	0
SOM	1110	0	10	23	150	7	577	0	0	1	47	142
SUD	363	0	18	3	31	5	70	0	0	1	4	23
SYR	280	0	0	11	15	0	61	0	0	3	7	16
TUN	7	0	0	0	0	0	1	0	0	0	0	0
UAE	0	0	0	0	0	0	0	0	0	0	0	0
YEM	230	0	0	7	41	0	134	0	0	2	9	59
EMR	8563	35	126	493	1344	14	4689	0	20	276	548	443

Table 4 (B): Most recent wild contacts in EMRO, 2020-2021

Year	Country	Data	
		Count of wild contacts	Date of Most Recent stool collection
2020	Afghanistan	14	26/Jul/20
	Pakistan	21	14/Dec/20
2020 Total		35	14/Dec/20

Table 4 (C): Number of distribution by district of -ve index AFP cases identified as wild positive by contact in EMR, 2020-2021

YEAR	COUNTRY	PROVINCE	DISTRICT	COUNT	First case	Last case
2020	AFG	KANDAHAR	NESH	1	23-May-20	23-May-20
			HILMAND	1	04-Jan-20	04-Jan-20
			NIMROZ	1	28-Feb-20	28-Feb-20
			FARAH	1	06-May-20	06-May-20
	PAK	BALOCHISTAN	KSAIFULLAH	1	01-Sep-20	01-Sep-20
			PUNJAB	1	24-Jul-20	24-Jul-20
			LAHORE	2	18-Jan-20	05-Jul-20
			DG KHAN	1	20-Jan-20	20-Jan-20
			KARAK	2	07-Feb-20	14-Jul-20
	SINDH	JACOBABAD	JACOBABAD	2	07-Feb-20	14-Jul-20
			JACOBABAD	2	07-Feb-20	14-Jul-20
2020 Total				11	04-Jan-20	01-Sep-20

AFP SURVEILLANCE

Week 29, ending 25 July 2021

26-Jul-21

Number 1190

Table 5: Laboratory investigation of AFP cases with paralysis onset in 2020 up to Week (29/2021) / Ending on : (25/07/2021)

Country	Polio laboratories ITD / Nucleotide Sequencing (Nucleotide Sequencing performed by EGY, PAK, TUN, CDC and RIVM laboratories)	AFP cases with specimens	Preliminary virus isolation results of AFP cases						Poliovirus intratypic differentiation results #										Indicators				Latest report Date			
			Referred for ITD		NPEV only	Negative	Pending		Type 1			Type 2			Type 3			Discordant pending sequence	NPEV by PCR	Non-EV	Pending ITD	% specimens positive for NPEV*		% AFP cases with culture results within 14 days	% AFP cases with ITD results within 7 days	% AFP cases with ITD results within 45 days of onset**
			L20B+	L20B+/NPEV			received < / = 14 days	received > 14 days ago	Wild	Sabin	VDPV	Wild	Sabin	VDPV	Wild	Sabin	VDPV									
Afghanistan	RRL Pakistan	2200	207	25	329	1516	90	9	1	83	1		71	39		78		4		3	13%	100%	99%	98%	25/07/2021	
Bahrain	NPL Oman / CDC	2				2															0%	100%		0%	14/07/2021	
Djibouti	NPL Kenya / CDC	4			1																100%			100%	11/07/2021	
Egypt***	RRL Egypt	628	60	3	57	481	11	16		2			58			1			2		7%	96%	100%	99%	15/07/2021	
Iran	NPL Iran / CDC	387	11		4	356	16			2			6			3					1%	100%	100%	98%	24/07/2021	
Iraq	RRL Egypt	392	7		26	341	18			1						11				1	7%	100%	45%	98%	23/07/2021	
Jordan	NPL Jordan / RRL EGYPT	7			1	6															14%	100%		100%	11/07/2021	
Kuwait	RRL Kuwait / RIVM	24				22	1	1													0%	100%		100%	25/07/2021	
Lebanon	NPL Jordan / RRL EGYPT	17			1	11	5														8%	100%			11/07/2021	
Libya	RRL Tunisia / RIVM	34				34															0%	100%		97%	18/06/2021	
Morocco	NPL Morocco / RRL Tunisia	29				29															1%	100%		97%	16/07/2021	
Oman	NPL Oman / CDC	6				6															0%	100%		100%	14/07/2021	
Pakistan	RRL Pakistan	6137	370	33	993	4433	251	55	1	137			169	13		140		3		3	13%	100%	100%	97%	25/07/2021	
Palestine & UNRWA		4				4															0%	25%		100%	11/07/2021	
Qatar	NPL Oman / CDC	2				2															0%	100%		100%	14/07/2021	
Saudi Arabia	NPL Saudi Arabia / CDC	90	2			71		17								1					0%	93%	100%	97%	11/07/2021	
Somalia	NPL Kenya / CDC	194			21	131	6	35													14%	5%		97%	25/07/2021	
Sudan	NPL Sudan / RRL Egypt	300			42	237	10	11					1								14%	100%	100%	100%	15/07/2021	
Syria	NPL Syria / RRL Egypt	220	4		13	181	11	11													5%	100%		0%	15/07/2021	
Tunisia	RRL Tunisia	12				12															0%	100%		100%	18/06/2021	
U.A.E	NPL Oman / CDC	7				7															0%	100%		43%	14/07/2021	
Yemen	NPL Kenya / CDC	207	8		45	154				1	3					4					18%	100%	100%	0%	24/07/2021	
Total EMR 2021		10903	669	61	1533	8036	419	155	2	226	4		305	52		238		7	2	7	12%	98%	99%	95%		
Total EMR 2020		20386	1681	93	3046	15555		4	129	352	32		509	468		462	2	3	18	11	14%	94%	97%	93%		

* Specimens from all sources including non-AFP cases, excluding environmental samples

** This indicator reflects surveillance and laboratory activities

Table 6: Environmental isolate by year and type

COUNTRY	LAB RESULTS	2016	2017	2018	2019	2020	2021	
AFG	Wild	2	42	83	56	28	1	
	Wild+cVDPV2					7	2	
	aVDPV2					2	2	
	cVDPV2					167	39	
	Entero	125	170	177	138	111	69	
	Negative	6	9	5	3	3	6	
	Pending							
SL1/3	36	94	71	60	31	11		
SL2	16	1	2	2	64	92		
AFG Total		185	316	336	259	433	232	
EGY	aVDPV1					1	2	
	aVDPV2					2		
	aVDPV3						10	
	cVDPV2						48	
	Entero	354	322	321	397	288	14	
	Negative	34	41	32	34	41	14	
	Pending							
SL1/3	79	159	187	269	212	38		
SL2	60					167		
VDPV2	1					24		
EGY Total		528	522	540	700	545	335	
IRN	Wild				3		1	
	cVDPV2			1	55	3	14	
	Entero		1	29		23		
	Negative		1	3				
	Pending							
	SL1/3		4	22	10	16	3	
	SL2					1	7	
IRN Total		1	6	54	71	43	28	
JOR	Entero	1	13	27	24	9	6	
	Negative		2			1		
	Pending							
	SL1/3	1	16	9	12	14	1	
	SL2							
	JOR Total		2	31	36	36	25	19
	KUW	Entero			2	9	1	
Negative					1	7		
Pending						12		
SL1/3				1	4			
SL2								
KUW Total				3	14	20	12	
LBN		Entero	2	12	24	15	16	13
	Negative	2	1	1	3	2	4	
	Pending							
	SL1/3		14	20	29	13	2	
	SL2		27	45	47	31	2	
	LBN Total		4	27	45	47	31	2
	PAK	aVDPV1						1
Wild		59	105	139	367	337	38	
Wild+cVDPV2		2			10	91	16	
Wild+aVDPV2		1	1		2	6	4	
aVDPV2		3	4		2	16	21	
cVDPV2		2	4		29	44	16	
Entero		300	392	404	308	135	135	
Negative		6		3	4	6	4	
Pending								
SL1/3		77	106	127	90	49	31	
SL2		79	25		22	146	196	
Wild+aVDPV3						3		
PAK Total		529	633	673	832	830	482	
SOM	aVDPV2			2	1			
	cVDPV2		2	18	5	26	1	
	cVDPV2+cVDPV3			1				
	cVDPV3			14				
	Entero		16	25	22	12	17	
	Negative		14	138	29	34	23	
	Pending							
SL1/3		2	8	6	6	3		
SL2		2	10		5	1		
SOM Total			31	233	63	53	63	
SUD	cVDPV2					14		
	Entero			15	51	32	16	
	Negative				4	2	6	
	Pending							
	SL1/3				4	2	14	
	SL2				5		3	
	SUD Total				15	60	50	40
SYR	Entero		4		72	111	77	
	Negative			21	30	17	9	
	Pending							
	SL1/3			6	44	36	10	
	SL2			3			14	
	SYR Total			4	102	195	205	130
	TOTAL		1248	1575	2017	2267	2245	1341

Table 7: Environmental Wild/VPV isolate by site 2020-2021

YEAR	COUNTRY	LAB RESULTS	PROVINCE	Count	First date	Last date		
2020	AFG	Wild	HILMAND	10	1/Jan/20	24/Aug/20		
			HIRAT	4	26/Apr/20	23/Aug/20		
			KABUL	1	26/Sep/20	26/Sep/20		
			KANDAHAR	9	28/Jan/20	25/Jun/20		
			KHOST	1	25/Apr/20	25/Apr/20		
			KUNDUZ	1	27/Sep/20	27/Sep/20		
			NANGARHAR	2	26/Jan/20	6/Oct/20		
			HILMAND	1	6/Sep/20	6/Sep/20		
			KANDAHAR	4	25/Jun/20	6/Dec/20		
			NANGARHAR	2	8/Jan/20	25/Jul/20		
			HILMAND	34	27/May/20	27/Dec/20		
			HIRAT	3	26/Sep/20	26/Dec/20		
		KABUL	19	26/Sep/20	5/Nov/20			
		KANDAHAR	35	9/Jul/20	27/Dec/20			
		KHOST	6	24/Jun/20	23/Nov/20			
		KUNAR	5	6/Jun/20	7/Nov/20			
		KUNDUZ	2	23/Aug/20	24/Oct/20			
		LAGHMAN	4	24/Jul/20	6/Oct/20			
		NANGARHAR	58	7/Jan/20	23/Dec/20			
		PAKTYA	1	26/Jul/20	26/Jul/20			
		HILMAND	1	27/Sep/20	27/Sep/20			
		KABUL	1	26/Dec/20	26/Dec/20			
		AFG Total			204	1/Jan/20	27/Dec/20	
		EGY	aVDPV2	GIZA	1	21/Sep/20	21/Sep/20	
	EGY Total			1	21/Sep/20	21/Sep/20		
	IRN	cVDPV2	S & B	3	3/Oct/20	25/Dec/20		
	IRN Total			3	3/Oct/20	25/Dec/20		
	PAK	Wild	AJK	1	25/Feb/20	25/Feb/20		
			BALOCHISTAN	71	1/Jan/20	21/Sep/20		
			GBALISTAN	1	12/May/20	12/May/20		
ISLAMABAD			5	16/Jan/20	10/Nov/20			
KPAKHTUNKHWA			23	28/Jan/20	18/Dec/20			
PUNJAB			122	4/Jan/20	28/Dec/20			
SINDH			114	3/Jan/20	8/Dec/20			
BALOCHISTAN			27	1/Feb/20	21/Dec/20			
KPAKHTUNKHWA			1	11/Mar/20	11/Mar/20			
PUNJAB			14	4/Jan/20	12/Oct/20			
SINDH			49	3/Jan/20	10/Dec/20			
BALOCHISTAN			1	17/Dec/20	17/Dec/20			
PUNJAB		5	16/Mar/20	21/Dec/20				
BALOCHISTAN		15	2/Jun/20	28/Dec/20				
KPAKHTUNKHWA		5	10/Jan/20	15/Oct/20				
PUNJAB		3	16/Jan/20	18/Dec/20				
SINDH		21	8/Jun/20	10/Dec/20				
BALOCHISTAN		3	17/Sep/20	17/Nov/20				
KPAKHTUNKHWA		6	10/Apr/20	2/Dec/20				
PUNJAB		5	4/May/20	30/Dec/20				
SINDH		2	13/Oct/20	3/Nov/20				
PAK Total				494	1/Jan/20	30/Dec/20		
SOM		cVDPV2	BANADIR	23	5/Jan/20	24/Oct/20		
			BAY	2	19/Jun/20	20/Jun/20		
	LOWER JUBA		1	8/Sep/20	8/Sep/20			
SOM Total			26	5/Jan/20	24/Oct/20			
SUD	cVDPV2	KHARTOUM	14	29/Mar/20	9/Nov/20			
SUD Total			14	29/Mar/20	9/Nov/20			
2020 Total			742	1/Jan/20	30/Dec/20			
2021	AFG	Wild+cVDPV2	HILMAND	1	23/Feb/21	23/Feb/21		
			HILMAND	14	4/Jan/21	24/Mar/21		
			HIRAT	1	23/Mar/21	23/Mar/21		
			KABUL	1	6/Mar/21	6/Mar/21		
			KANDAHAR	18	5/Jan/21	23/Jun/21		
			KUNDUZ	1	23/Feb/21	23/Feb/21		
			NANGARHAR	4	5/Jan/21	25/Apr/21		
			KABUL	1	3/Feb/21	3/Feb/21		
			KANDAHAR	1	7/Mar/21	7/Mar/21		
			AFG Total			42	4/Jan/21	23/Jun/21
			EGY	cVDPV2	ALEXANDRIA	2	10/Jan/21	25/Feb/21
					ASWAN	2	20/Jan/21	9/Feb/21
	BENI SUEF	1			27/Jan/21	27/Jan/21		
	GIZA	1			31/Jan/21	31/Jan/21		
	KAFR EL-SHEIKH	1			27/Jan/21	27/Jan/21		
	QENA	3			23/Jan/21	8/Jun/21		
	CAIRO	1			28/Apr/21	28/Apr/21		
	GIZA	1			4/May/21	4/May/21		
	EGY Total					12	10/Jan/21	8/Jun/21
	IRN	cVDPV2			S & B	1	20/Feb/21	20/Feb/21
	IRN Total					1	20/Feb/21	20/Feb/21
	PAK	Wild			BALOCHISTAN	6	20/Jan/21	28/Feb/21
			ISLAMABAD	3	11/Jan/21	17/Mar/21		
			KPAKHTUNKHWA	7	18/Jan/21	18/Jun/21		
			PUNJAB	12	4/Jan/21	19/May/21		
			SINDH	10	4/Jan/21	19/May/21		
			BALOCHISTAN	11	2/Jan/21	12/Apr/21		
			KPAKHTUNKHWA	1	11/Jan/21	11/Jan/21		
			PUNJAB	2	11/Jan/21	18/Jan/21		
			SINDH	2	2/Mar/21	10/Mar/21		
BALOCHISTAN			1	1/Jan/21	1/Jan/21			
PUNJAB			1	8/Jan/21	8/Jan/21			
SINDH			2	12/Jan/21	4/Feb/21			
BALOCHISTAN		11	1/Jan/21	18/May/21				
KPAKHTUNKHWA		2	16/Jan/21	2/Mar/21				
SINDH		3	12/Jan/21	9/Feb/21				
aVDPV2		AJK	1	16/Mar/21	16/Mar/21			
KPAKHTUNKHWA		5	1/Mar/21	14/Jun/21				
PUNJAB		8	1/Mar/21	18/May/21				
SINDH		7	12/Jan/21	2/Jun/21				
PAK Total				95	1/Jan/21	18/Jun/21		
SOM		cVDPV2	BANADIR	1	23/May/21	23/May/21		
SOM Total				1	23/May/21	23/May/21		
2021 Total				151	1/Jan/21	23/Jun/21		

Figure 1: Non Polio AFP Rate and Wild Virus in EMR 01/01/2021 - 25/07/2021

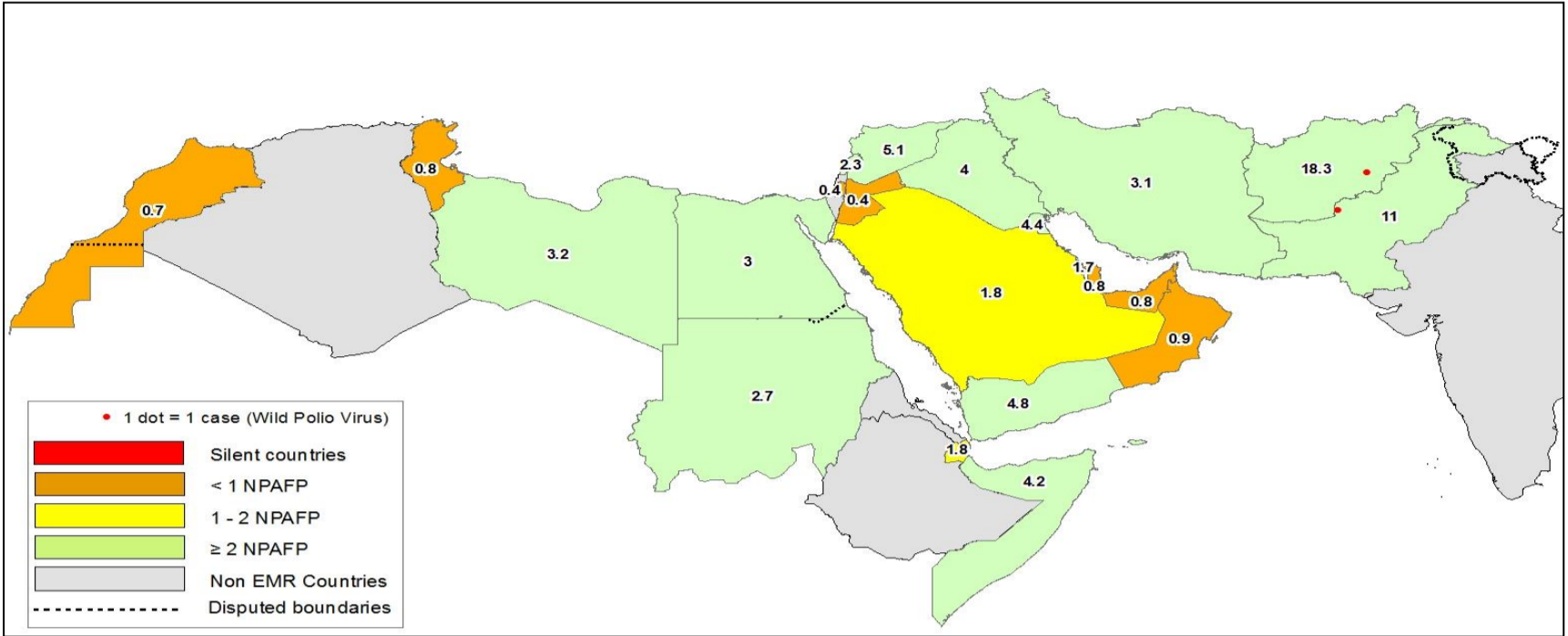


Figure 2: Percent of AFP cases with Adequate Samples & Compatible Cases in EMR 01/01/2021 - 25/07/2021

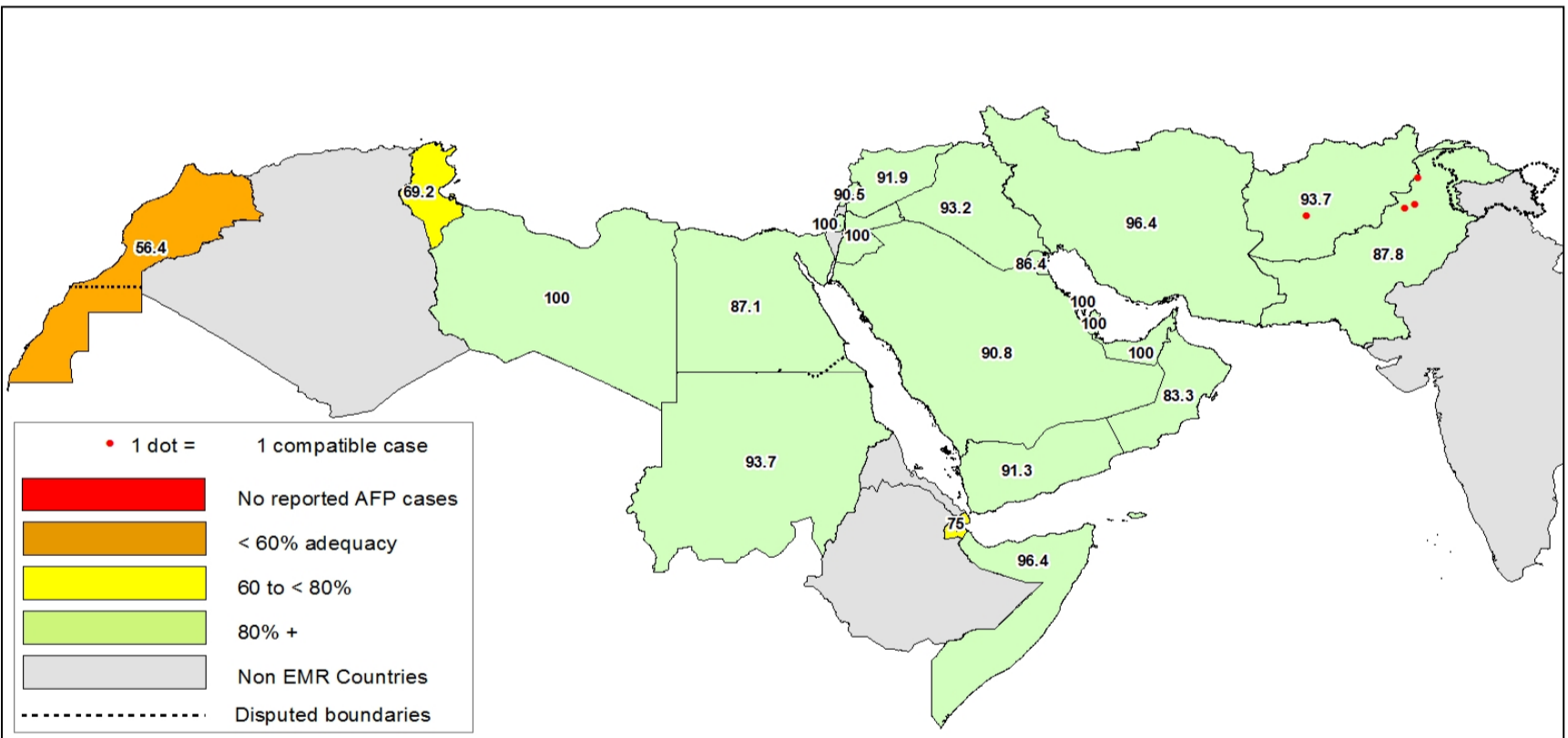


Table 8: Wild polio cases by country and date of onset of paralysis in EMR, 2020 - 2021

Year	COUNTRY	Count	First Case	Last Case
2020	AFG	56	4-Jan-20	19-Oct-20
	PAK	84	1-Jan-20	23-Nov-20
2020 Total		140	1-Jan-20	23-Nov-20
2021	AFG	1	1-Jan-21	1-Jan-21
	PAK	1	27-Jan-21	27-Jan-21
2021 Total		2	1-Jan-21	27-Jan-21

Figure 3: Non Polio AFP rate by Province in Afghanistan & by District in Pakistan 01/01/2021 - 25/07/2021

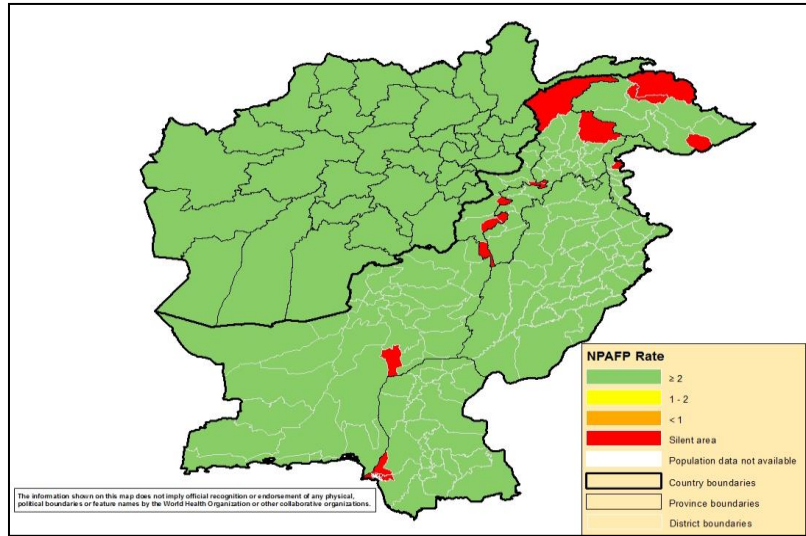


Figure 4: Percent of AFP cases with Adequate Samples in Afghanistan by Province & Pakistan by District 01/01/2021 - 25/07/2021

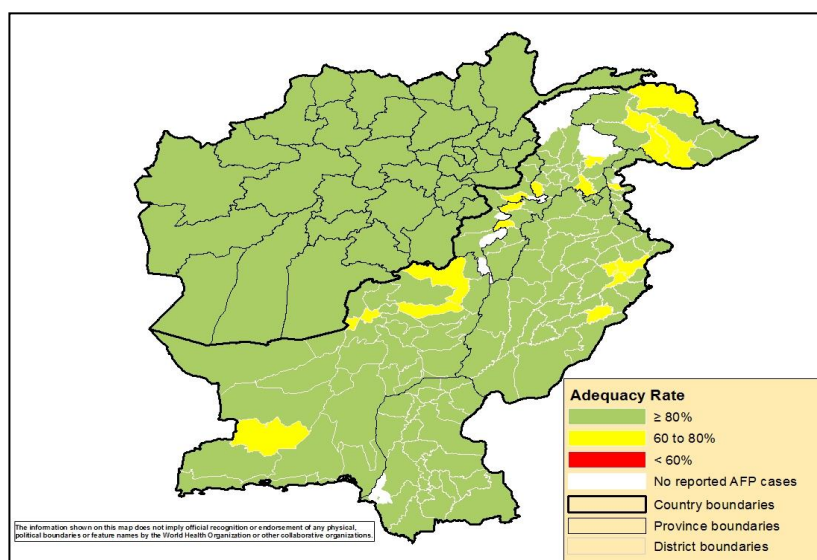
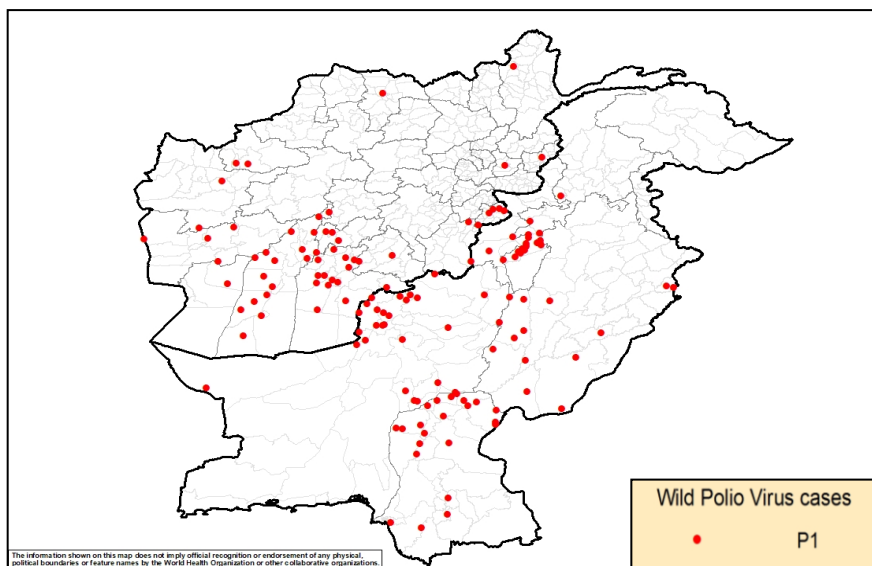
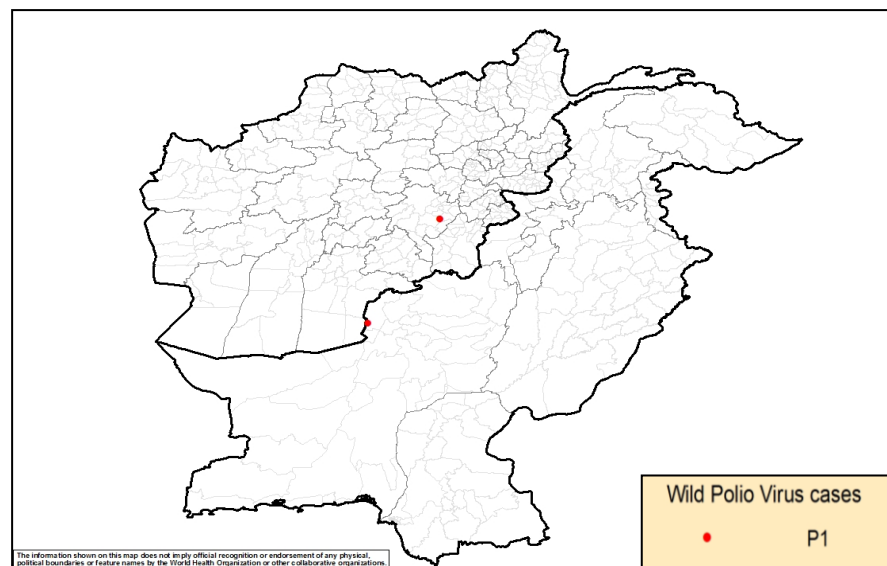


Figure 5: Wild Virus Cases by Type & District in Afghanistan & Pakistan

5(a) 01/01/2020 - 31/12/2020



5(b) 01/01/2021 - 25/07/2021



World Health Organization – Regional Office for Eastern Mediterranean

AFP SURVEILLANCE

Week 29, ending 25 July 2021

26-Jul-21

Number 1190

Table 9: Wild Polio cases by district and date of onset of paralysis, Afghanistan 2020-2021

ONSETYR	PROVINCE	DISTRICT	Count	First case	Last case
2020	BALKH	DEHDADI	1	15-Mar-20	15-Mar-20
	HIRAT	PASHTUNZARGHUN	1	29-Jun-20	29-Jun-20
		SHINDAND	1	21-Mar-20	21-Mar-20
	FARAH	BALABULUK	2	11-May-20	17-May-20
		ANARDARA	1	6-May-20	6-May-20
		BAKWA	1	4-Feb-20	4-Feb-20
	BADGHIS	QALA-E-NAW	1	5-Sep-20	5-Sep-20
		QADIS	1	13-May-20	13-May-20
	KUNAR	SHIGAL WA SHEL TAN	1	5-Mar-20	5-Mar-20
	LAGHMAN	MEHTARLAM	1	10-Feb-20	10-Feb-20
	PAKTIKA	NAKA	1	12-Aug-20	12-Aug-20
	KHOST	NADIRSHAHKOT	1	7-Sep-20	7-Sep-20
		BAK	2	3-Sep-20	7-Sep-20
		SABARI	1	8-Aug-20	8-Aug-20
		SPERA	1	1-Aug-20	1-Aug-20
	KANDAHAR	MARUF	1	14-Oct-20	14-Oct-20
		KANDAHAR	3	22-Jun-20	13-Sep-20
		ZHERAY	3	20-Jul-20	24-Aug-20
		SPINBOLDAK	1	25-Jul-20	25-Jul-20
		PANJWAYI	1	10-Jun-20	10-Jun-20
		SHAHWALIKOT	3	4-Mar-20	6-Jun-20
		NESH	1	23-May-20	23-May-20
		GHORAK	1	19-Mar-20	19-Mar-20
	ZABUL	QALAT	1	6-Aug-20	6-Aug-20
		ARGHANDAB	1	14-Jul-20	14-Jul-20
		MIZAN	1	21-Jan-20	21-Jan-20
	HILMAND	NAD-E-ALI	2	1-May-20	19-Oct-20
		WASHER	3	4-Jan-20	19-Oct-20
		BAGHRAN	2	16-Jul-20	4-Sep-20
		KAJAKI	2	10-Jun-20	27-Jul-20
		REG	4	25-May-20	3-Jun-20
		DEH-E-SHU	1	27-May-20	27-May-20
NAWZAD		1	11-May-20	11-May-20	
SANGIN		1	7-May-20	7-May-20	
URUZGAN	SHAHID-E-HASSAS	3	14-Jun-20	12-Jul-20	
	TIRINKOT	1	28-May-20	28-May-20	
NIMROZ	KHASHROD	1	28-Feb-20	28-Feb-20	
BADAKHSHAN	YAWAN	1	10-Mar-20	10-Mar-20	
2020 Total			56	4-Jan-20	19-Oct-20
2021	GAZNI	ANDAR	1	1-Jan-21	1-Jan-21
2021 Total			1	1-Jan-21	1-Jan-21

World Health Organization – Regional Office for Eastern Mediterranean

AFP SURVEILLANCE

Week 29, ending 25 July 2021

26-Jul-21

Number 1190

Table 10: Wild Polio cases by district and date of onset of paralysis, Pakistan 2020-2021

ONSETYR	PROVINCE	DISTRICT	Count	First case	Last case
2020	KHYBER PAKHTUNKHWA	PESHAWAR	1	13-Jul-20	13-Jul-20
		WAZIR-S	2	21-Feb-20	8-Jun-20
		BANNU	1	27-Apr-20	27-Apr-20
		TANK	4	11-Jan-20	15-Mar-20
		KARAK	2	20-Jan-20	13-Mar-20
		LAKKIMRWT	12	2-Jan-20	9-Mar-20
	BALOCHISTAN	KABDULAH	3	11-May-20	23-Nov-20
		QUETTA	5	17-Jul-20	5-Nov-20
		MASTUNG	1	15-Oct-20	15-Oct-20
		PISHIN	6	31-Jan-20	3-Oct-20
		KSAIFULAH	1	1-Sep-20	1-Sep-20
		CHAGHAI	1	4-Jun-20	4-Jun-20
		DUKKI	1	26-May-20	26-May-20
		JHALMAGSI	1	19-Apr-20	19-Apr-20
		ZHOB	2	22-Feb-20	13-Apr-20
		NSIRABAD	2	3-Jan-20	13-Apr-20
		SOHBATPUR	1	12-Feb-20	12-Feb-20
		JAFARABAD	1	12-Feb-20	12-Feb-20
		SIBI	1	7-Feb-20	7-Feb-20
		PUNJAB	LAYYAH	1	21-Oct-20
	MUZFARGARH		1	4-Oct-20	4-Oct-20
	VEHARI		1	16-Sep-20	16-Sep-20
	DGKHAN		5	18-Jan-20	14-Sep-20
	BAHAWALPUR		2	17-Aug-20	5-Sep-20
	RYKHAN		1	1-Sep-20	1-Sep-20
	LAHORE		2	12-Jun-20	24-Jul-20
	RAJANPUR		1	2-Jun-20	2-Jun-20
	SINDH	JACOBABAD	4	7-Feb-20	14-Jul-20
		GHOTKI	4	2-Mar-20	9-Jul-20
		KHILANDHI	1	9-Jun-20	9-Jun-20
		LARKANA	1	21-May-20	21-May-20
		KAMBAR	3	8-Jan-20	11-Apr-20
		KHAIRPUR	1	27-Mar-20	27-Mar-20
		NFEROZ	2	8-Feb-20	22-Feb-20
SHIKARPUR		1	11-Feb-20	11-Feb-20	
KASHMORE		2	16-Jan-20	3-Feb-20	
SUJAWAL		1	7-Jan-20	7-Jan-20	
T.ALLAHYAR		1	7-Jan-20	7-Jan-20	
BADIN		1	1-Jan-20	1-Jan-20	
2020 Total			84	1-Jan-20	23-Nov-20
2021	BALOCHISTAN	KABDULAH	1	27-Jan-21	27-Jan-21
2021 Total			1	27-Jan-21	27-Jan-21

World Health Organization – Regional Office for Eastern Mediterranean

AFP SURVEILLANCE

26-Jul-21

Week 29, ending 25 July 2021

Number 1190

Table 11: Circulating VDPV2 cases and date of onset of paralysis in EMR countries by provinces 2020-2021

YEAR	COUNTRY	PROVINCE	Count	First Case	Last Case
2021	AFG	FARAH	5	1-Jan-21	16-Apr-21
		LOGAR	1	19-Feb-21	19-Feb-21
		KANDAHAR	1	16-Feb-21	16-Feb-21
		WARDAK	2	3-Mar-21	22-Apr-21
		HIRAT	5	20-Feb-21	11-Apr-21
		BADGHIS	7	12-Jan-21	9-Jun-21
		FARYAB	2	28-Jan-21	26-Mar-21
		HILMAND	2	5-Jan-21	11-Mar-21
		GHAZNI	8	8-Jan-21	12-May-21
	ZABUL	9	7-Jan-21	4-Apr-21	
	PAK	KHYBER PAKHTUNKHWA	1	14-Jan-21	14-Jan-21
		PUNJAB	1	7-Jan-21	7-Jan-21
		SINDH	2	5-Jan-21	7-Jan-21
BALUCHISTAN		4	2-Jan-21	23-Apr-21	
Total 2021			50	1-Jan-21	9-Jun-21
2020	SOM	LOWER JUBA	1	29-Aug-20	29-Aug-20
		AWDAL	1	1-Aug-20	1-Aug-20
		GALBEED	1	29-Sep-20	29-Sep-20
		HIRAN	1	18-Oct-20	18-Oct-20
		MIDDLE SHABELLE	1	17-Jul-20	17-Jul-20
		BAY	2	3-Sep-20	25-Oct-20
		BANADIR	7	18-Jun-20	30-Sep-20
	SUD	SOUTH DARFUR	3	7-Mar-20	18-Dec-20
		NORTH DARFUR	2	26-Nov-20	13-Dec-20
		EAST DARFUR	3	12-May-20	24-Jul-20
		KHARTOUM	4	15-Jul-20	16-Nov-20
		KASSALA	11	28-Jul-20	6-Nov-20
		GEZIRA	5	9-Jul-20	19-Sep-20
		RIVER NILE	5	29-Jun-20	27-Sep-20
		RED SEA	8	29-Apr-20	29-Nov-20
		WEST DARFUR	1	19-May-20	19-May-20
		BLUE NILE	4	7-Aug-20	26-Nov-20
		SOUTH KORDOFAN	2	20-Nov-20	25-Nov-20
		NORTH KORDOFAN	3	29-Aug-20	2-Dec-20
		SENNAR	1	16-Aug-20	16-Aug-20
		WHITE NILE	3	15-Jun-20	22-Aug-20
	GEDARIF	3	1-Apr-20	1-Aug-20	
	AFG	FARAH	17	1-Jun-20	27-Dec-20
		BALKH	2	29-Oct-20	3-Nov-20
		BADGHIS	10	1-Nov-20	27-Dec-20
		FARYAB	1	18-Oct-20	18-Oct-20
		SAMANGAN	1	1-Nov-20	1-Nov-20
		HIRAT	2	10-Aug-20	15-Aug-20
		LOGAR	4	20-Aug-20	18-Nov-20
		KANDAHAR	75	4-Aug-20	30-Dec-20
		HILMAND	40	1-Aug-20	24-Dec-20
		JAWZIAN	3	4-Aug-20	21-Nov-20
		KABUL	7	6-Jul-20	12-Oct-20
		NURISTAN	2	21-Jun-20	13-Jul-20
		NIMROZ	3	6-Jul-20	8-Aug-20
		KHOST	17	5-Jul-20	19-Oct-20
		PAKTYA	5	18-Jun-20	25-Oct-20
		KUNDUZ	3	28-Aug-20	3-Oct-20
		PAKTIKA	5	25-Aug-20	7-Oct-20
		GHAZNI	7	29-Aug-20	26-Dec-20
		BADAKHSHAN	1	23-Apr-20	23-Apr-20
		LAGHMAN	14	20-May-20	23-Sep-20
		TAKHAR	1	20-Sep-20	20-Sep-20
		ZABUL	12	17-Sep-20	15-Nov-20
		GHOR	1	14-Nov-20	14-Nov-20
		URUZGAN	15	28-Aug-20	22-Dec-20
		PARWAN	1	4-Sep-20	4-Sep-20
		WARDAK	5	6-Sep-20	22-11-20
		KUNAR	9	6-Apr-20	29-Sep-20
		NANGARHAR	45	5-Feb-20	21-Sep-20
		PAK	SINDH	45	2-May-20
BALUCHISTAN			23	29-Feb-20	24-Dec-20
PUNJAB			25	5-Feb-20	5-Nov-20
KHYBER PAKHTUNKHWA			42	2-Jan-20	24-May-20
Total 2020			515	2-Jan-20	30-Dec-20

VDPV2 isolates, EMR countries, 2021

