

Highlights of Polio Fax Bulletin No. 1193 for Week 32 2021

I. Salient features this week

1. Polio eradication teams at the Regional and Country levels continue to contribute to the COVID19 Response, particularly in areas of surveillance (field and laboratory), data analysis, communications, and coordination.
2. No new wild poliovirus type-1 (WPV1) cases reported, but one positive WPV1 environmental sample from Pakistan reported this week.
3. No new circulating vaccine derived poliovirus (cVDPV) isolates from human or environmental samples reported.

II. Wild Poliovirus Type-1 (WPV1) Transmission

WPV1 transmission continues though restricted globally to only two countries in the EMR namely Pakistan and Afghanistan – the remaining polio endemic countries in the world.

As of week 32 of 2021, two WPV1 cases were reported [115 in the same period in 2020; Afghanistan – 46, Pakistan - 69].

a. *Human samples*: No new WPV1 cases reported this week.

Afghanistan:

In 2021 to date, **1 WPV1** case has been reported so far from Southeast Region with onset of paralysis **1 January 2021**.

Pakistan:

In 2021 to date, **1 WPV1** case has been reported so far from Balochistan province with date of onset **27 January 2021**.

b. *Environmental samples*: One new positive environmental sample from Pakistan reported this week.

- **Afghanistan**: In 2021 to date, there is **1** WPV1 combined with cVDPV2 positive environmental sample reported with collection date on **23 February 2021**.
- **Pakistan**: In 2021, there are **61** WPV1 positive environmental samples (including 16 mixture of WPV1 and cVDPV2, 4 mixture of WPV1 and aVDPV2 and 1 mixture of WPV1 and aVDPV3) with most recent sample collected on **14 July 2021**.

III. Circulating Vaccine Derived Polioviruses c(VDPVs): No new cVDPV isolates from human or environmental samples reported this week

In 2021 to date, three cVDPV1 cases reported from Yemen and 51 cVDPV2 cases were reported (Afghanistan 43 and Pakistan 8).

1. **Outbreaks/Events**: *Five countries (barring endemics) have evidence of VDPVs transmission, four with cVDPV2 and one with cVDPV1.*

Afghanistan: No new isolates from human or environmental samples reported this week.

In 2021 to date, there are **43 cVDPV2** cases: 17 from West Region, 12 from South Region, eight from South East Region, four from Central Region and two from North Region. **The most recent case had onset on 9 July 2021.**

Environment: In 2021 to date, there are **40** cVDPV2 positive environmental samples including 1 mixture of WPV1 and cVDPV2 reported with **most recent sample collected on 23 June 2021**.

Pakistan: No new cVDPV2 isolates from human or environmental samples reported. There are three new aVDPV2 isolates from environmental samples reported this week nonetheless.

In 2021, there are **eight** cVDPV2 cases reported four from Balochistan, two from Sindh and one each from KP and Punjab provinces with **most recent onset on 23 April 2021**.

Environment: In 2021 to date; there are **32** cVDPV2 positive samples including 16 mixture of WPV1 and cVDPV2 with **most recent sample collected on 18 May 2021**.

SOMALIA: No new isolates from human or environmental samples reported this week.

Environment: One cVDPV2 positive environmental sample was reported from Banadir province, **with date of specimen collection on 23 May 2021**.

SUDAN: No new isolates from human or environmental samples reported this week.

No VDPV isolates from human or environmental sample in 2021 so far.

The most recent isolate was from a case having onset of paralysis on 18 December 2020.

Egypt: No new cVDPV2 isolates from human or environmental samples reported. There are seven VDPV2 isolates from seven environmental samples reported this week nonetheless. All of the seven new isolates are not related with each other or cVDPV2s earlier reporting within country or elsewhere.

In 2021 to date, **10** cVDPV2 positive environmental samples are reported. These include three from Qena province; two each from Aswan and Alexandria provinces; and one each from Beni Suef, Kafr El Sheikh and Giza provinces. The cVDPV2 isolates belong to CHA-NDG-1 emergence (importation from Sudan/Chad). **Date of the recent most cVDPV2 positive environmental sample is 8 June 2021. There is no child paralyzed due to cVDPV2.**

A total of 1 VDPV1, 2 aVDP2, 41 VDPV2 positive samples in 2021 are reported so far, each having no relation with others reported from country or elsewhere.

YEMEN: No new cVDPV1 cases reported this week.

In 2021 to date, **3** cVDPV1 cases were reported with most recent date of onset on 27 March 2021.

VDPV Events: There is one country having a Polio Event due to VDPV2.

Iran: No new isolates from human or environmental samples reported this week.

In 2021 to date, **1** cVDPV2 positive environmental sample was collected from Zehedan district, Sistan & Balochistan province. The isolate is genetically related with earlier Pakistan virus. **Date of collection was on 20 February 2021. There is no child paralyzed due to cVDPV2.**

IV. Surveillance performance indicators

In 2021, 13 out of 22 member states (13 in the same period in 2020) are meeting the global target of both key surveillance indicators: non-polio AFP rate of 2/100,000 children aged below 15 years and percent AFP cases with adequate specimen 80% and above.

- Djibouti, Morocco, and Tunisia are missing both indicators as their non-polio AFP rates are 1.7, 0.6 and 0.7 and the percentages of AFP cases with adequate stool specimens is 75.0%, 56.4% and 69.2% respectively.
- Bahrain, Jordan, Oman, Palestine, Qatar and United Arab Emirates have a non-polio AFP rate of 1.6, 0.4, 0.8, 0.3, 0.7 and 0.8 respectively.

World Health Organization – Regional Office for Eastern Mediterranean

AFP SURVEILLANCE

16-Aug-21

Week 32, ending 15 August 2021

Number 1193

Table 1: Acute Flaccid Paralysis (AFP) cases by week of onset

Country	Reported AFP cases by week of onset - Week (32/21) / Ending on : 15/08/2021														
	Total AFP 2019	Total AFP 2020	Total AFP to date, 2021	W21 30 May 21	W22 06 Jun 21	W23 13 Jun 21	W24 20 Jun 21	W25 27 Jun 21	W26 04 Jul 21	W27 11 Jul 21	W28 18 Jul 21	W29 25 Jul 21	W30 01 Aug 21	W31 08 Aug 21	W32 15 Aug 21
Afghanistan	3768	3972	2444	92	80	70	85	68	77	67	39	75	63	44	3
Bahrain	17	15	3	0	0	0	0	1	0	0	0	0	0	0	0
Djibouti	5	5	4	0	0	0	0	0	0	0	0	0	0	0	0
Egypt	1343	1009	746	33	26	33	35	27	17	31	10	12	18	25	
Iran	1070	618	404	19	14	12	21	17	20	13	5	8	1	0	0
Iraq	1157	476	436	15	23	19	21	10	21	13	4	13	9	7	2
Jordan ****	113	32	9	0	2	1	1	0	0	0	1	0	1	0	
Kuwait	48	36	22	2	4	1	1	1	1	0	0	0	0		
Lebanon ****	87	49	23	1	1	2	2	0	1	3	0	1			
Libya	107	95	49	2	1	4	1	1	1	1	2	2	0	0	
Morocco	247	87	39	1	4	0	3	0	1	2	0	0	0		
Oman	30	22	6	1	0	0	0	0	0	0	0	0	0	0	
Pakistan	15218	11972	7021	235	344	279	272	228	227	240	159	218	206	85	2
Palestine ****	62	16	4	0	0	0	0	0	0	0	0	0	0	0	0
Qatar	9	9	2	0	0	0	0	0	0	0	0	0	0	0	0
Saudi Arabia	236	200	103	3	6	2	6	8	5	5	3	1	2	1	0
Somalia	361	376	218	6	5	8	6	10	6	4	10	5	6	2	0
Sudan	608	733	347	16	11	11	9	14	15	10	6	6	19	3	
Syria ****	377	343	251	13	13	8	10	10	10	9	2	7	12	6	
Tunisia	79	42	13	0	0	0	0	0	0	0	0	0	0	0	
U.A.E	50	19	7	0	0	0	0	0	0	0	0	0	0		
Yemen	779	825	457	20	26	15	15	13	15	15	12	12	7	7	
Total EMR	25771	20951	12608	459	560	465	488	408	417	413	253	360	344	180	7

No data = No report received

Table 2: Confirmed polio cases by month of onset

Country	Total year 2019	Total year 2020	15/08		Confirmed polio cases by month of onset											
			2020	2021	September 2020	October 2020	November 2020	December 2020	January 2021	February 2021	March 2021	April 2021	May 2021	June 2021	July 2021	August 2021
Afghanistan	29	56	46	1	6	3	0	0	1	0	0	0	0	0	0	
Bahrain	0	0	0	0	0	0	0	0	0	0	0	0	0	0	0	0
Djibouti	0	0	0	0	0	0	0	0	0	0	0	0	0	0	0	0
Egypt	0	0	0	0	0	0	0	0	0	0	0	0	0	0	0	
Iran	0	0	0	0	0	0	0	0	0	0	0	0	0	0	0	
Iraq	0	0	0	0	0	0	0	0	0	0	0	0	0	0	0	
Jordan ****	0	0	0	0	0	0	0	0	0	0	0	0	0	0	0	
Kuwait	0	0	0	0	0	0	0	0	0	0	0	0	0		0	
Lebanon ****	0	0	0	0	0	0	0	0	0	0	0	0				
Libya	0	0	0	0	0	0	0	0	0	0	0	0	0	0		
Morocco	0	0	0	0	0	0	0	0	0		0					
Oman	0	0	0	0	0	0	0	0	0	0	0	0	0	0	0	
Pakistan	147	84	69	1	7	4	2	0	1	0	0	0				
Palestine ****	0	0	0	0	0	0	0	0	0	0	0	0	0	0	0	
Qatar	0	0	0	0	0	0	0	0	0	0	0	0	0	0	0	
Saudi Arabia	0	0	0	0	0	0	0	0	0	0	0	0	0	0		
Somalia	0	0	0	0	0	0	0	0	0	0	0	0	0	0	0	
Sudan	0	0	0	0	0	0	0	0	0	0	0	0	0	0	0	
Syria ****	0	0	0	0	0	0	0	0	0	0	0	0	0	0	0	
Tunisia	0	0	0	0	0	0	0	0	0				0	0	0	
U.A.E	0	0	0	0	0	0	0	0	0	0	0	0	0	0		
Yemen	0	0	0	0	0	0	0	0	0	0	0	0	0	0		
Total EMR	176	140	115	2	13	7	2	0	2	0	0	0	0	0	0	0

**** UNRWA cases are included with those of country of residence

AFP SURVEILLANCE

Week 32, ending 15 August 2021

16-Aug-21

Number 1193

Table 3: Investigation of AFP cases with paralysis onset in 2020 & 2021 up to Week (32/21) / Ending on : 15/08/2021

COUNTRY	2020												2021												Latest line List Date		
	AFP									Specimen		Wild cases ****		AFP									Specimen			Wild cases ****	
	Total AFP cases onset 2020	Case classification					Non polio AFP rate **	AFP cases pending classification > 90 days from onset of paralysis	AFP cases pending classification and lab > 90 days from onset of paralysis	% with *** adequate specimens	Wild P1 Poliovirus	Wild P3 Poliovirus	Total AFP cases onset 2021	Case classification					Annualized Non polio AFP rate **	AFP cases pending classification > 90 days from onset of paralysis	AFP cases pending classification and lab > 90 days from onset of paralysis	% with *** adequate specimens	Wild P1 Poliovirus	Wild P3 Poliovirus			
		Total Confirmed Polio Cases *	Polio Compatible	Pending Classification	Discarded (non polio AFP)	VDPV *****								Total Confirmed Polio Cases *	Polio Compatible	Pending Classification	Discarded (non polio AFP)	VDPV *****									
Afghanistan	3972	56	3	0	3600	314	18.5	0	0	92.6	56	0	2444	1	1	192	2205	45	18.2	25	0	93.8	1	0	15/08/2021		
Bahrain	15	0	0	0	15	0	5.0	0	0	93.3	0	0	3	0	0	1	2	0	1.6	0	0	100.0	0	0	15/08/2021		
Djibouti	5	0	0	0	5	0	1.4	0	0	100.0	0	0	4	0	0	0	4	0	1.7	0	0	75.0	0	0	15/08/2021		
Egypt	1009	0	0	0	1009	0	2.6	0	0	94.6	0	0	746	0	0	108	637	1	3.0	3	0	86.7	0	0	11/08/2021		
Iran	618	0	0	0	618	0	3.0	0	0	98.5	0	0	404	0	0	10	394	0	3.2	1	0	95.8	0	0	15/08/2021		
Iraq	476	0	0	0	476	0	2.8	0	0	93.3	0	0	436	0	0	52	384	0	4.0	11	0	92.0	0	0	14/08/2021		
Jordan	32	0	0	0	32	0	0.8	0	0	96.9	0	0	9	0	0	1	8	0	0.4	0	0	100.0	0	0	08/08/2021		
Kuwait	36	0	0	0	36	0	4.1	0	0	91.7	0	0	22	0	0	5	17	0	4.0	0	0	86.4	0	0	05/08/2021		
Lebanon	49	0	0	0	49	0	3.1	0	0	89.8	0	0	23	0	0	12	11	0	2.3	1	0	82.6	0	0	30/07/2021		
Libya	95	0	0	0	94	1	3.6	0	0	100.0	0	0	49	0	0	6	43	0	3.0	0	0	100.0	0	0	14/08/2021		
Morocco	87	0	0	0	87	0	0.9	0	0	78.2	0	0	39	0	0	28	11	0	0.6	16	3	56.4	0	0	03/08/2020		
Oman	22	0	0	0	22	0	1.9	0	0	100.0	0	0	6	0	0	0	6	0	0.8	0	0	83.3	0	0	09/08/2021		
Pakistan	11972	84	29	0	11719	142	15.2	0	0	85.4	84	0	7021	1	3	758	6243	16	11.2	148	0	87.7	1	0	15/08/2021		
Palestine	16	0	0	0	16	0	0.9	0	0	100.0	0	0	4	0	0	2	2	0	0.3	2	0	100.0	0	0	15/08/2021		
Qatar	9	0	0	0	9	0	2.1	0	0	33.3	0	0	2	0	0	0	2	0	0.7	0	0	100.0	0	0	15/08/2021		
Saudi Arabia	200	0	0	0	200	0	2.4	0	0	96.0	0	0	103	0	0	35	68	0	2.0	0	0	92.2	0	0	15/08/2021		
Somalia	376	0	0	1	360	15	4.7	1	0	94.7	0	0	218	0	0	60	158	0	4.2	4	2	96.3	0	0	15/08/2021		
Sudan	733	0	0	0	675	58	3.8	0	0	92.9	0	0	347	0	0	36	311	0	2.9	2	0	94.5	0	0	12/08/2021		
Syria	343	0	0	0	343	0	4.3	0	0	91.0	0	0	251	0	0	26	225	0	5.2	0	0	92.0	0	0	14/08/2021		
Tunisia	42	0	0	0	42	0	1.5	0	0	54.8	0	0	13	0	0	3	10	0	0.7	3	3	69.2	0	0	12/08/2021		
U.A.E	19	0	0	0	19	0	1.5	0	0	100.0	0	0	7	0	0	3	4	0	0.8	3	0	100.0	0	0	25/07/2021		
Yemen	825	0	1	0	793	31	5.4	0	0	88.7	0	0	457	0	0	174	280	3	4.8	12	2	91.0	0	0	14/08/2021		
EMR	20951	140	33	1	20219	561	8.0	1	0	88.6	140	0	12608	2	4	1512	11025	65	7.1	231	10	89.8	2	0			
2019	25771	176	7	0	25559	29	10.2	0	0	89.5	176	0															

* Confirmed polio cases refer to wild isolation from AFP cases or from contacts of negative index AFP cases

** Non-polio AFP per 100,000 children <15 years

*** Adequate here refers to two stool specimens collected at least 24 hours apart, within 14 days of paralysis onset and specimens received in the lab in Good Condition

**** AFP cases co infected with P1 and P3 are counted separately as wild isolates

***** VDPV cases including all types (ambiguous, immune deficient & circulating)

World Health Organization – Regional Office for Eastern Mediterranean
AFP SURVEILLANCE
Week 32, ending 15 August 2021

16-Aug-21
Number 1193

COUNTRY	2020						2021					
	# OF CONTACTS	LAB RESULTS					# OF CONTACTS	LAB RESULTS				
		WILD	VDPV	SL	NPEV	PENDING		WILD	VDPV	SL	NPEV	PENDING
AFG	1252	14	79	52	270	0	733	0	16	55	121	30
BAH	1	0	0	0	0	0	0	0	0	0	0	0
DJI	2	0	0	0	0	0	1	0	0	0	0	0
EGY	330	0	0	12	32	0	438	0	1	32	24	95
IRN	46	0	0	0	0	0	105	0	0	11	1	3
IRQ	168	0	0	4	10	0	146	0	0	5	14	14
JOR	0	0	0	0	0	0	0	0	0	0	0	0
KUW	4	0	0	0	0	0	18	0	0	0	1	6
LEB	5	0	0	0	0	0	13	0	0	0	1	0
LIB	24	0	0	0	0	0	0	0	0	0	0	0
MOR	8	0	0	0	0	2	19	0	0	0	0	5
OMA	64	0	0	2	8	0	10	0	0	1	0	0
PAK	4653	21	19	379	787	0	2835	0	3	169	419	162
PAL	0	0	0	0	0	0	0	0	0	0	0	0
QAT	0	0	0	0	0	0	0	0	0	0	0	0
SAA	21	0	0	0	0	0	15	0	0	0	0	1
SOM	1110	0	11	23	150	4	648	0	0	1	52	191
SUD	363	0	18	3	31	5	80	0	0	1	4	23
SYR	280	0	0	11	15	0	67	0	0	3	7	11
TUN	9	0	0	0	0	0	1	0	0	0	0	0
UAE	0	0	0	0	0	0	0	0	0	0	0	0
YEM	230	0	0	7	41	0	143	0	0	2	9	68
EMR	8570	35	127	493	1344	11	5272	0	20	280	653	609

Table 4 (B): Most recent wild contacts in EMRO, 2020-2021

Year	Country	Data	
		Count of wild contacts	Date of Most Recent stool collection
2020	Afghanistan	14	26/Jul/20
	Pakistan	21	14/Dec/20
2020 Total		35	14/Dec/20

Table 4 (C): Number of distribution by district of -ve index AFP cases identified as wild positive by contact in EMR, 2020-2021

YEAR	COUNTRY	PROVINCE	DISTRICT	COUNT	First case	Last case
2020	AFG	KANDAHAR	NESH	1	23-May-20	23-May-20
			HILMAND	1	04-Jan-20	04-Jan-20
			NIMROZ	1	28-Feb-20	28-Feb-20
			FARAH	1	06-May-20	06-May-20
	PAK	BALOCHISTAN	KSAIFULLAH	1	01-Sep-20	01-Sep-20
			PUNJAB	1	24-Jul-20	24-Jul-20
			LAHORE	2	18-Jan-20	05-Jul-20
			DG KHAN	1	20-Jan-20	20-Jan-20
			KARAK	2	07-Feb-20	14-Jul-20
	SINDH	JACOBABAD	JACOBABAD	2	07-Feb-20	14-Jul-20
			JACOBABAD	2	07-Feb-20	14-Jul-20
2020 Total				11	04-Jan-20	01-Sep-20

Table 5: Laboratory investigation of AFP cases with paralysis onset in 2020 up to Week (32/2021) / Ending on : (15/08/2021)

Country	Polio laboratories ITD / Nucleotide Sequencing (Nucleotide Sequencing performed by EGY, PAK, TUN, CDC and RIVM laboratories)	AFP cases with specimens	Preliminary virus isolation results of AFP cases						Poliovirus intratypic differentiation results #										Indicators				Latest report Date			
			Referred for ITD		NPEV only	Negative	Pending		Type 1			Type 2			Type 3			Discordant pending sequence	NPEV by PCR	Non-EV	Pending ITD	% specimens positive for NPEV*		% AFP cases with culture results within 14 days	% AFP cases with ITD results within 7 days	% AFP cases with ITD results within 45 days of onset**
			L20B+	L20B+/NPEV			received < / = 14 days	received > 14 days ago	Wild	Sabin	VDPV	Wild	Sabin	VDPV	Wild	Sabin	VDPV									
Afghanistan	RRL Pakistan	2344	211	26	369	1611	60	50	1	87	1		71	40		81		4			14%	99%	99%	98%	15/08/2021	
Bahrain	NPL Oman / CDC	3				2	1														0%	100%		0%	09/08/2021	
Djibouti	NPL Kenya / CDC	4			1																100%			100%	15/08/2021	
Egypt***	RRL Egypt	705	61	3	71	531	38	1		3			58			2		2			8%	96%	100%	99%	11/08/2021	
Iran	NPL Iran / CDC	416	12		4	394	6			3			6			3					1%	100%	100%	98%	14/08/2021	
Iraq	RRL Egypt	429	8		31	366	23	1		3						13			1		8%	100%	46%	98%	13/08/2021	
Jordan	NPL Jordan / RRL EGYPT	10			1	8	1														11%	100%		100%	15/08/2021	
Kuwait	RRL Kuwait / RIVM	26				26															0%	100%		100%	12/08/2021	
Lebanon	NPL Jordan / RRL EGYPT	22			1	16	5														6%	100%			15/08/2021	
Libya	RRL Tunisia / RIVM	43				43															0%	100%		98%	12/08/2021	
Morocco	NPL Morocco / RRL Tunisia	37			1	35	1														3%	100%		97%	13/08/2021	
Oman	NPL Oman / CDC	6				6															0%	100%		100%	09/08/2021	
Pakistan	RRL Pakistan	6637	388	34	1138	4678	155	248	1	143			170	13		149	1	7		1	14%	100%	100%	97%	15/08/2021	
Palestine & UNRWA		4				4															0%	25%		100%	15/08/2021	
Qatar	NPL Oman / CDC	2				2															0%	100%		100%	09/08/2021	
Saudi Arabia	NPL Saudi Arabia / CDC	100	2			91	3	4								1					0%	92%	100%	97%	08/08/2021	
Somalia	NPL Kenya / CDC	218			24	134	6	53													15%	5%		94%	15/08/2021	
Sudan	NPL Sudan / RRL Egypt	345			50	265	29	1					1								15%	95%	100%	100%	12/08/2021	
Syria	NPL Syria / RRL Egypt	244	4		14	211	15														5%	100%		0%	14/08/2021	
Tunisia	RRL Tunisia	13				13															0%	100%		100%	12/08/2021	
U.A.E	NPL Oman / CDC	7				7															0%	100%		43%	09/08/2021	
Yemen	NPL Kenya / CDC	282	9		58	215				1	3					5					16%	100%	100%	0%	14/08/2021	
Total EMR 2021		11897	695	63	1763	8658	343	358	2	240	4		306	53		254	1	11	2	2	13%	98%	99%	95%		
Total EMR 2020		20386	1681	93	3046	15555		4	129	352	32		509	468		462	2	3	18	11	14%	94%	97%	93%		

* Specimens from all sources including non-AFP cases, excluding environmental samples

** This indicator reflects surveillance and laboratory activities

Table 6: Environmental isolate by year and type

COUNTRY	LAB RESULTS	2016	2017	2018	2019	2020	2021
AFG	Wild	2	22	23	26	2	1
	Wild+cVDPV2					2	2
	aVDPV2					107	89
	cVDPV2	125	170	177	188	117	111
	Enterov	6	9	5	3	3	7
	Negative						
	Pending						
SL1/3	36	94	73	60	81	119	
SL2	16	1		2	64	92	
AFG Total		185	310	380	259	413	275
EGY	Pending						6
EGY	aVDPV2					1	2
	cVDPV2					1	2
	Wild+cVDPV2					1	10
	Enterov	254	322	321	387	288	19
	Negative	34	41	32	34	41	16
	Pending						13
	SL1/3	79	159	187	269	212	43
SL2	60					190	
EGY Total		528	522	540	700	545	303
IRN	Wild				1		1
	aVDPV2					1	1
	cVDPV2		1	29	55	23	17
	Enterov		1	3	3		
	Negative						
	Pending						
	SL1/3		4	22	10	16	4
SL2						7	
IRN Total		1	18	55	23	17	
IRN	Enterov	1	1	2	1	1	1
	Negative						
	Pending						
	SL1/3	1	1	9	1	1	1
IRN Total		1	1	9	1	1	
IRN	Enterov			1			
	Negative						
	Pending						
	SL1/3			1			
IRN Total			1				
IRN	Enterov	2	12	24	17	20	17
	Negative						
	Pending						
	SL1/3	2	1	1	3	2	4
IRN Total		2	12	25	19	21	
IRN	Enterov						
	Negative						
	Pending						
	SL1/3						
IRN Total							
PAK	aVDPV2	59	105	130	167	137	1
	Wild	2	1	1	10	11	16
	Wild+cVDPV2	1	1	1	1	1	1
	aVDPV2	2	4			16	24
	cVDPV2	2	2		28	48	14
	Enterov	300	392	404	308	135	137
	Negative	6			4	6	4
Pending							
SL1/3	77	106	127	90	45	37	
SL2	79	25		20	140	222	
PAK Total		529	633	673	612	430	537
SOM	aVDPV2					1	1
	cVDPV2					1	1
	Wild+cVDPV2					1	1
	Enterov	16	25	22	12	12	19
	Negative	14	138	29	34	34	33
	Pending						
	SL1/3	2	8	6	6	3	3
SL2	2	10	6	3	1	1	
SOM Total		36	213	63	10	71	
SOM	Enterov			15	11	19	19
	Negative						
	Pending						
	SL1/3				5	2	4
SOM Total				15	11	23	
SOM	Enterov		4	72	133	152	92
	Negative						
	Pending						
	SL1/3			6	30	17	9
SOM Total			4	72	133	152	
SOM	Enterov			4	44	36	18
	Negative						
	Pending						
	SL1/3			3	3	1	1
SOM Total			3	47	37	19	
TOTAL		1248	1578	2017	2267	2245	1542

Table 7: Environmental Wild/VPV isolate by site 2020-2021

YEAR	COUNTRY	LAB RESULTS	PROVINCE	Count	First date	Last date	
2020	AFG	Wild	HILMAND	10	1/Jan/20	24/Aug/20	
			HIRAT	4	26/Apr/20	23/Aug/20	
			KABUL	1	26/Sep/20	26/Sep/20	
			KANDAHAR	9	28/Jan/20	25/Jun/20	
			KHOST	1	25/Apr/20	25/Apr/20	
			KUNDUZ	1	27/Sep/20	27/Sep/20	
			NANGARHAR	2	26/Jan/20	6/Oct/20	
			HILMAND	1	6/Sep/20	6/Sep/20	
			KANDAHAR	4	25/Jun/20	6/Dec/20	
			NANGARHAR	2	8/Jan/20	25/Jul/20	
			HILMAND	34	27/May/20	27/Dec/20	
			HIRAT	3	26/Sep/20	26/Dec/20	
		KABUL	19	26/Apr/20	5/Nov/20		
		KANDAHAR	35	9/Jul/20	27/Dec/20		
		KHOST	6	24/Jun/20	23/Nov/20		
		KUNAR	5	6/Jun/20	7/Nov/20		
		KUNDUZ	2	23/Aug/20	24/Oct/20		
		LAGHMAN	4	24/Jul/20	6/Oct/20		
		NANGARHAR	58	7/Jan/20	23/Dec/20		
		PAKTYA	1	26/Jul/20	26/Jul/20		
		HILMAND	1	27/Sep/20	27/Sep/20		
		KABUL	1	26/Dec/20	26/Dec/20		
		AFG Total			204	1/Jan/20	27/Dec/20
		EGY	aVDPV2	GIZA	1	21/Sep/20	21/Sep/20
	EGY Total			1	21/Sep/20	21/Sep/20	
	IRN	cVDPV2	S & B	3	3/Oct/20	25/Dec/20	
	IRN Total			3	3/Oct/20	25/Dec/20	
	PAK	Wild	AJK	1	25/Feb/20	25/Feb/20	
			BALOCHISTAN	71	1/Jan/20	21/Sep/20	
GBALISTAN			1	12/May/20	12/May/20		
ISLAMABAD			5	16/Jan/20	10/Nov/20		
KPAKHTUNKHWA			23	28/Jan/20	18/Dec/20		
PUNJAB			122	4/Jan/20	28/Dec/20		
SINDH			114	3/Jan/20	8/Dec/20		
BALOCHISTAN			27	1/Feb/20	21/Dec/20		
KPAKHTUNKHWA			1	11/Mar/20	11/Mar/20		
PUNJAB			14	4/Jan/20	12/Oct/20		
SINDH			49	3/Jan/20	10/Dec/20		
BALOCHISTAN			1	17/Dec/20	17/Dec/20		
PUNJAB		5	16/Mar/20	21/Dec/20			
BALOCHISTAN		15	2/Jun/20	28/Dec/20			
KPAKHTUNKHWA		5	10/Jan/20	15/Oct/20			
PUNJAB		3	16/Jan/20	18/Dec/20			
SINDH		21	8/Jun/20	10/Dec/20			
BALOCHISTAN		3	17/Sep/20	17/Nov/20			
KPAKHTUNKHWA		6	10/Apr/20	2/Dec/20			
PUNJAB		5	4/May/20	30/Dec/20			
SINDH		2	13/Oct/20	3/Nov/20			
PAK Total				494	1/Jan/20	30/Dec/20	
SOM		cVDPV2	BANADIR	23	5/Jan/20	24/Oct/20	
			BAY	2	19/Jun/20	20/Jun/20	
		LOWER JUBA	1	8/Sep/20	8/Sep/20		
SOM Total			26	5/Jan/20	24/Oct/20		
SUD	cVDPV2	KHARTOUM	14	29/Mar/20	9/Nov/20		
SUD Total			14	29/Mar/20	9/Nov/20		
2020 Total			742	1/Jan/20	30/Dec/20		
2021	AFG	Wild+cVDPV2	HILMAND	1	23/Feb/21	23/Feb/21	
			HILMAND	14	4/Jan/21	24/Mar/21	
			HIRAT	1	23/Mar/21	23/Mar/21	
			KABUL	1	6/Mar/21	6/Mar/21	
			KANDAHAR	18	5/Jan/21	23/Jun/21	
			KUNDUZ	1	23/Feb/21	23/Feb/21	
			NANGARHAR	4	5/Jan/21	25/Apr/21	
		aVDPV2	KABUL	1	3/Feb/21	3/Feb/21	
			KANDAHAR	1	7/Mar/21	7/Mar/21	
		AFG Total			42	4/Jan/21	23/Jun/21
		EGY	cVDPV2	ALEXANDRIA	2	10/Jan/21	25/Feb/21
				ASWAN	2	20/Jan/21	9/Feb/21
				BENI SUEF	1	27/Jan/21	27/Jan/21
				GIZA	1	31/Jan/21	31/Jan/21
	KAFR EL-SHEIKH		1	27/Jan/21	27/Jan/21		
	QENA		3	23/Jan/21	8/Jun/21		
	aVDPV2		CAIRO	1	28/Apr/21	28/Apr/21	
			GIZA	1	4/May/21	4/May/21	
	EGY Total			12	10/Jan/21	8/Jun/21	
	IRN	cVDPV2	S & B	1	20/Feb/21	20/Feb/21	
		aVDPV2	S & B	1	10/Jul/21	10/Jul/21	
	IRN Total			2	20/Feb/21	10/Jul/21	
	PAK	Wild	BALOCHISTAN	6	20/Jan/21	28/Feb/21	
			ISLAMABAD	3	11/Jan/21	17/Mar/21	
			KPAKHTUNKHWA	8	18/Jan/21	14/Jul/21	
			PUNJAB	12	4/Jan/21	19/May/21	
			SINDH	11	4/Jan/21	6/Jul/21	
			BALOCHISTAN	11	2/Jan/21	12/Apr/21	
			KPAKHTUNKHWA	1	11/Jan/21	11/Jan/21	
			PUNJAB	2	11/Jan/21	18/Jan/21	
			SINDH	2	2/Mar/21	10/Mar/21	
			BALOCHISTAN	1	1/Jan/21	1/Jan/21	
			PUNJAB	1	8/Jan/21	8/Jan/21	
			SINDH	2	12/Jan/21	4/Feb/21	
		cVDPV2	BALOCHISTAN	11	1/Jan/21	18/May/21	
		KPAKHTUNKHWA	2	16/Jan/21	2/Mar/21		
		SINDH	3	12/Jan/21	9/Feb/21		
		aVDPV2	AJK	1	16/Mar/21	16/Mar/21	
			KPAKHTUNKHWA	6	1/Mar/21	12/Jul/21	
			PUNJAB	8	1/Mar/21	18/May/21	
			SINDH	9	12/Jan/21	7/Jul/21	
		PAK Total			100	1/Jan/21	14/Jul/21
SOM		cVDPV2	BANADIR	1	23/May/21	23/May/21	
SOM Total				1	23/May/21	23/May/21	
2021 Total				157	1/Jan/21	14/Jul/21	

Figure 1: Non Polio AFP Rate and Wild Virus in EMR 01/01/2021 - 15/08/2021

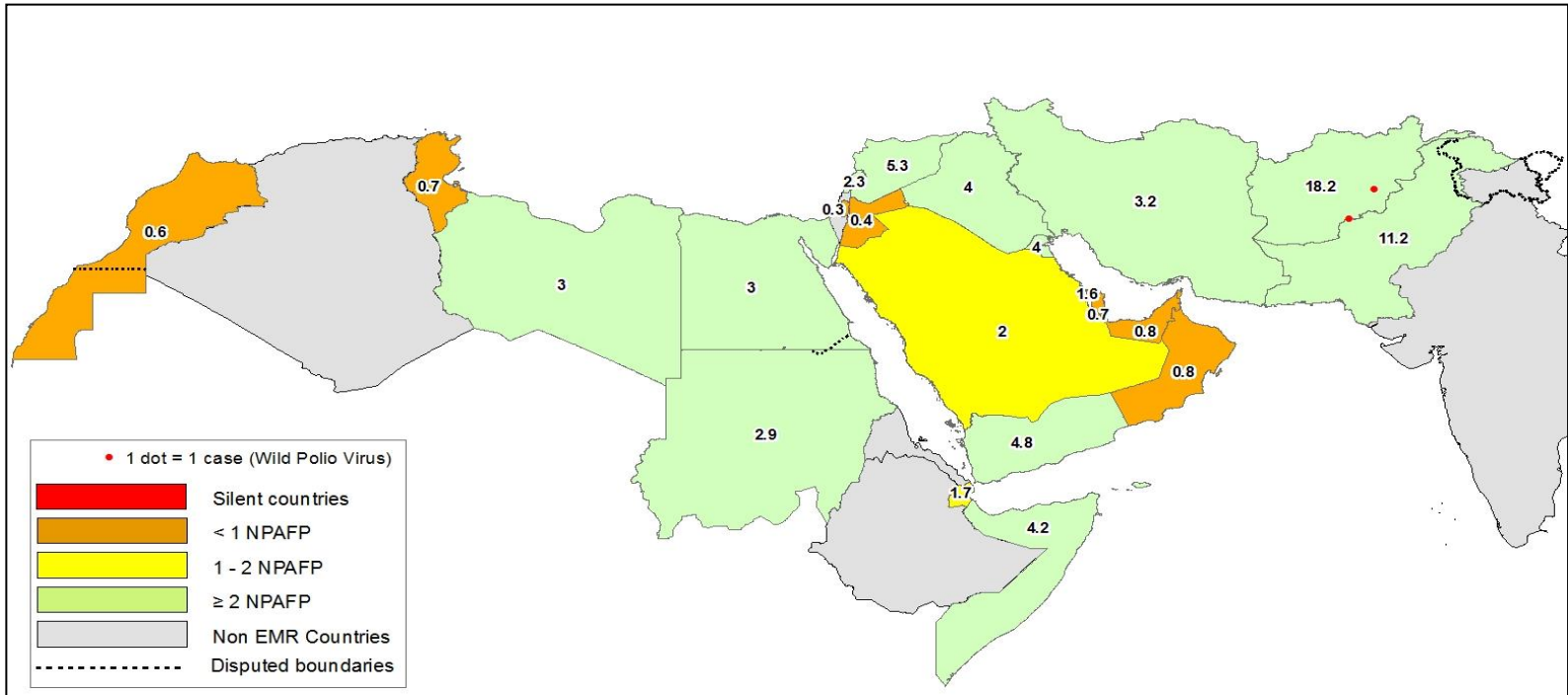


Figure 2: Percent of AFP cases with Adequate Samples & Compatible Cases in EMR 01/01/2021 - 15/08/2021

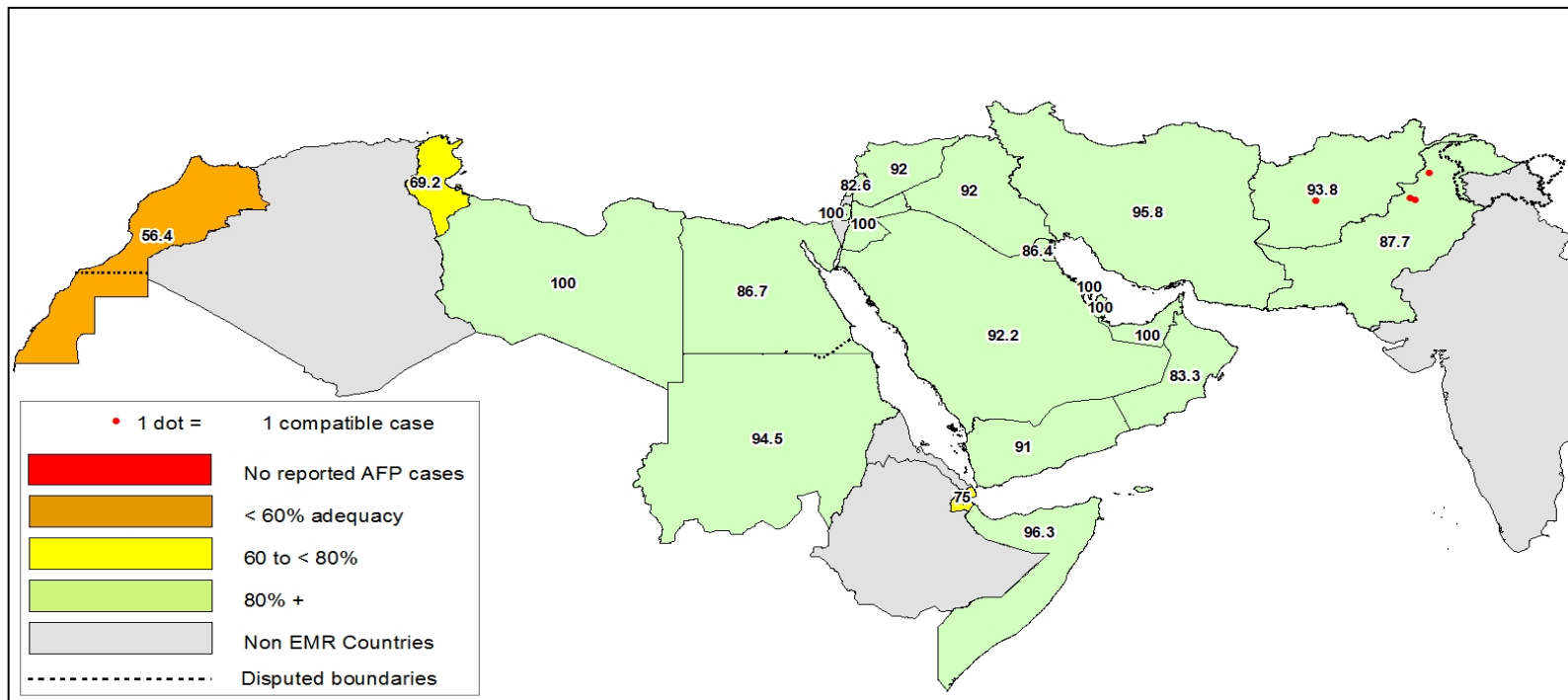


Table 8: Wild polio cases by country and date of onset of paralysis in EMR, 2020 - 2021

Year	COUNTRY	Count	First Case	Last Case
2020	AFG	56	4-Jan-20	19-Oct-20
	PAK	84	1-Jan-20	23-Nov-20
2020 Total		140	1-Jan-20	23-Nov-20
2021	AFG	1	1-Jan-21	1-Jan-21
	PAK	1	27-Jan-21	27-Jan-21
2021 Total		2	1-Jan-21	27-Jan-21

Figure 3: Non Polio AFP rate by Province in Afghanistan & by District in Pakistan 01/01/2021 - 15/08/2021

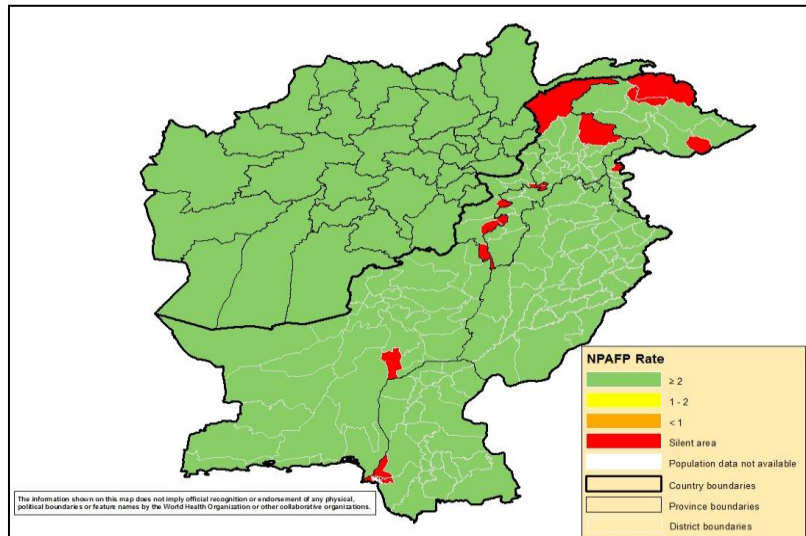


Figure 4: Percent of AFP cases with Adequate Samples in Afghanistan by Province & Pakistan by District 01/01/2021 - 15/08/2021

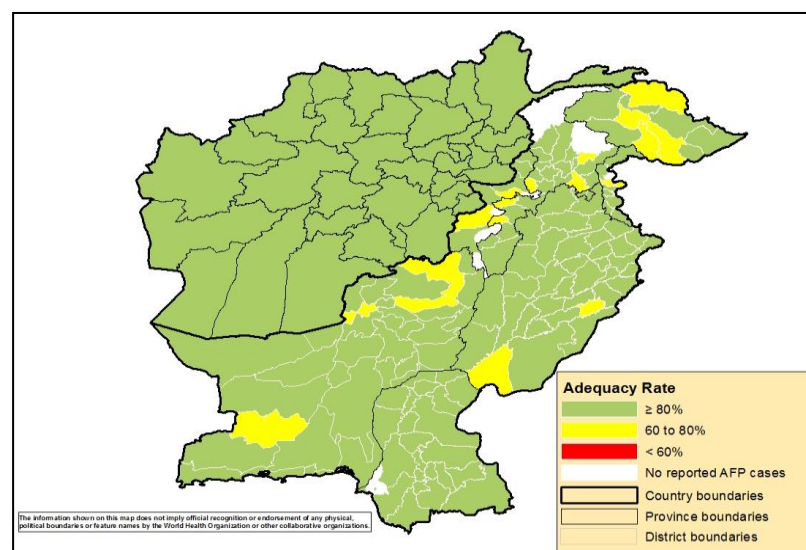
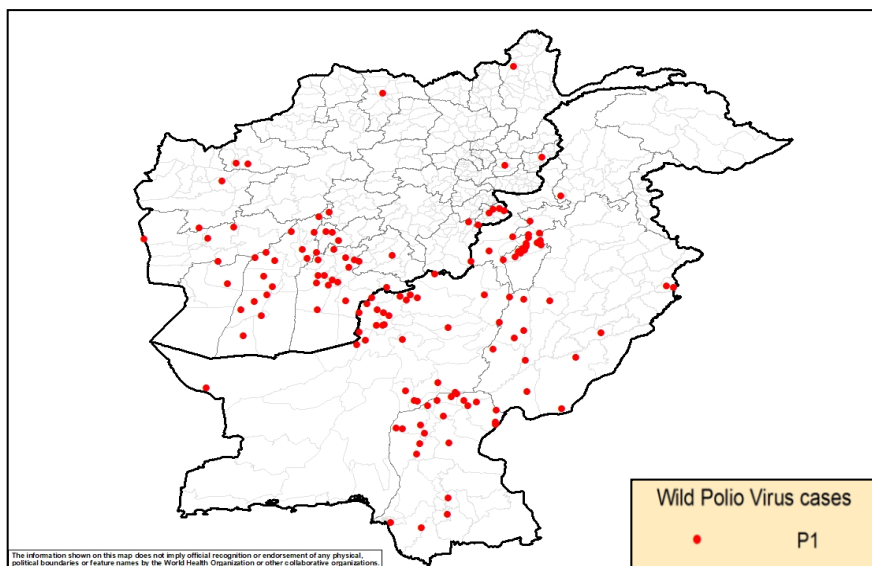
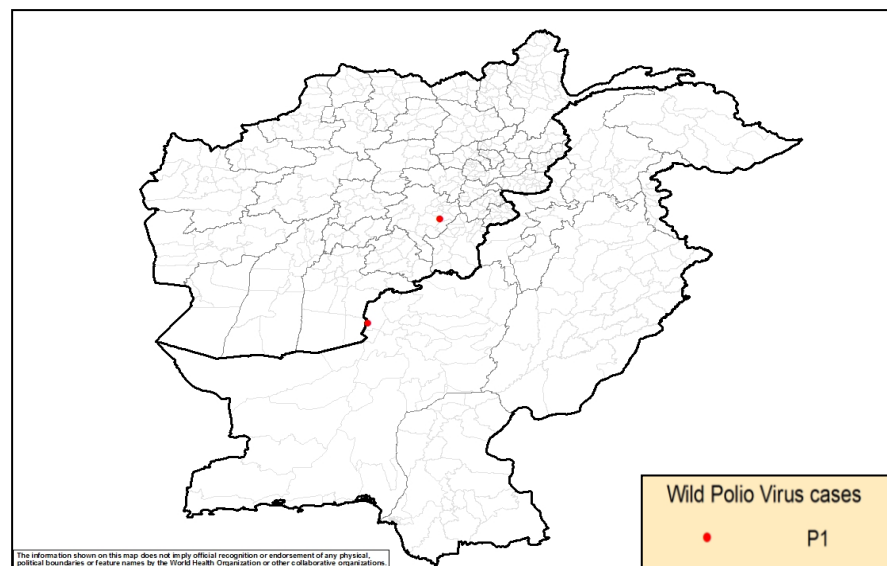


Figure 5: Wild Virus Cases by Type & District in Afghanistan & Pakistan

5(a) 01/01/2020 - 31/12/2020



5(b) 01/01/2021 - 15/08/2021



World Health Organization – Regional Office for Eastern Mediterranean

AFP SURVEILLANCE

Week 32, ending 15 August 2021

16-Aug-21

Number 1193

Table 9: Wild Polio cases by district and date of onset of paralysis, Afghanistan 2020-2021

ONSETYR	PROVINCE	DISTRICT	Count	First case	Last case
2020	BALKH	DEHDADI	1	15-Mar-20	15-Mar-20
	HIRAT	PASHTUNZARGHUN	1	29-Jun-20	29-Jun-20
		SHINDAND	1	21-Mar-20	21-Mar-20
	FARAH	BALABULUK	2	11-May-20	17-May-20
		ANARDARA	1	6-May-20	6-May-20
		BAKWA	1	4-Feb-20	4-Feb-20
	BADGHIS	QALA-E-NAW	1	5-Sep-20	5-Sep-20
		QADIS	1	13-May-20	13-May-20
	KUNAR	SHIGAL WA SHEL TAN	1	5-Mar-20	5-Mar-20
	LAGHMAN	MEHTARLAM	1	10-Feb-20	10-Feb-20
	PAKTIKA	NAKA	1	12-Aug-20	12-Aug-20
	KHOST	NADIRSHAHKOT	1	7-Sep-20	7-Sep-20
		BAK	2	3-Sep-20	7-Sep-20
		SABARI	1	8-Aug-20	8-Aug-20
		SPERA	1	1-Aug-20	1-Aug-20
	KANDAHAR	MARUF	1	14-Oct-20	14-Oct-20
		KANDAHAR	3	22-Jun-20	13-Sep-20
		ZHERAY	3	20-Jul-20	24-Aug-20
		SPINBOLDAK	1	25-Jul-20	25-Jul-20
		PANJWAYI	1	10-Jun-20	10-Jun-20
		SHAHWALIKOT	3	4-Mar-20	6-Jun-20
		NESH	1	23-May-20	23-May-20
		GHORAK	1	19-Mar-20	19-Mar-20
	ZABUL	QALAT	1	6-Aug-20	6-Aug-20
		ARGHANDAB	1	14-Jul-20	14-Jul-20
		MIZAN	1	21-Jan-20	21-Jan-20
	HILMAND	NAD-E-ALI	2	1-May-20	19-Oct-20
		WASHER	3	4-Jan-20	19-Oct-20
		BAGHRAN	2	16-Jul-20	4-Sep-20
		KAJAKI	2	10-Jun-20	27-Jul-20
		REG	4	25-May-20	3-Jun-20
		DEH-E-SHU	1	27-May-20	27-May-20
NAWZAD		1	11-May-20	11-May-20	
SANGIN		1	7-May-20	7-May-20	
URUZGAN	SHAHID-E-HASSAS	3	14-Jun-20	12-Jul-20	
	TIRINKOT	1	28-May-20	28-May-20	
NIMROZ	KHASHROD	1	28-Feb-20	28-Feb-20	
BADAKHSHAN	YAWAN	1	10-Mar-20	10-Mar-20	
2020 Total			56	4-Jan-20	19-Oct-20
2021	GAZNI	ANDAR	1	1-Jan-21	1-Jan-21
2021 Total			1	1-Jan-21	1-Jan-21

World Health Organization – Regional Office for Eastern Mediterranean
AFP SURVEILLANCE
Week 32, ending 15 August 2021

16-Aug-21
Number 1193

Table 10: Wild Polio cases by district and date of onset of paralysis, Pakistan 2020-2021

ONSETYR	PROVINCE	DISTRICT	Count	First case	Last case
2020	KHYBER PAKHTUNKHWA	PESHAWAR	1	13-Jul-20	13-Jul-20
		WAZIR-S	2	21-Feb-20	8-Jun-20
		BANNU	1	27-Apr-20	27-Apr-20
		TANK	4	11-Jan-20	15-Mar-20
		KARAK	2	20-Jan-20	13-Mar-20
		LAKKIMRWT	12	2-Jan-20	9-Mar-20
	BALOCHISTAN	KABDULAH	3	11-May-20	23-Nov-20
		QUETTA	5	17-Jul-20	5-Nov-20
		MASTUNG	1	15-Oct-20	15-Oct-20
		PISHIN	6	31-Jan-20	3-Oct-20
		KSAIFULAH	1	1-Sep-20	1-Sep-20
		CHAGHAI	1	4-Jun-20	4-Jun-20
		DUKKI	1	26-May-20	26-May-20
		JHALMAGSI	1	19-Apr-20	19-Apr-20
		ZHOB	2	22-Feb-20	13-Apr-20
		NSIRABAD	2	3-Jan-20	13-Apr-20
		SOHBATPUR	1	12-Feb-20	12-Feb-20
		JAFARABAD	1	12-Feb-20	12-Feb-20
		SIBI	1	7-Feb-20	7-Feb-20
		PUNJAB	LAYYAH	1	21-Oct-20
	MUZFARGARH		1	4-Oct-20	4-Oct-20
	VEHARI		1	16-Sep-20	16-Sep-20
	DGKHAN		5	18-Jan-20	14-Sep-20
	BAHAWALPUR		2	17-Aug-20	5-Sep-20
	RYKHAN		1	1-Sep-20	1-Sep-20
	LAHORE		2	12-Jun-20	24-Jul-20
	RAJANPUR		1	2-Jun-20	2-Jun-20
	SINDH	JACOBABAD	4	7-Feb-20	14-Jul-20
		GHOTKI	4	2-Mar-20	9-Jul-20
		KHILANDHI	1	9-Jun-20	9-Jun-20
		LARKANA	1	21-May-20	21-May-20
		KAMBAR	3	8-Jan-20	11-Apr-20
		KHAIRPUR	1	27-Mar-20	27-Mar-20
		NFEROZ	2	8-Feb-20	22-Feb-20
SHIKARPUR		1	11-Feb-20	11-Feb-20	
KASHMORE		2	16-Jan-20	3-Feb-20	
SUJAWAL		1	7-Jan-20	7-Jan-20	
T.ALLAHYAR		1	7-Jan-20	7-Jan-20	
BADIN		1	1-Jan-20	1-Jan-20	
2020 Total			84	1-Jan-20	23-Nov-20
2021	BALOCHISTAN	KABDULAH	1	27-Jan-21	27-Jan-21
2021 Total			1	27-Jan-21	27-Jan-21

World Health Organization – Regional Office for Eastern Mediterranean

AFP SURVEILLANCE

16-Aug-21

Week 32, ending 15 August 2021

Number 1193

Table 11: Circulating VDPV2 cases and date of onset of paralysis in EMR countries by provinces 2020-2021

YEAR	COUNTRY	PROVINCE	Count	First Case	Last Case	
2021	AFG	FARAH	5	1-Jan-21	16-Apr-21	
		LOGAR	1	19-Feb-21	19-Feb-21	
		KANDAHAR	1	16-Feb-21	16-Feb-21	
		WARDAK	3	3-Mar-21	9-Jul-21	
		HIRAT	5	20-Feb-21	11-Apr-21	
		BADGHIS	7	12-Jan-21	9-Jun-21	
		FARYAB	2	28-Jan-21	26-Mar-21	
		HILMAND	2	5-Jan-21	11-Mar-21	
		GHAZNI	8	8-Jan-21	12-May-21	
		ZABUL	9	7-Jan-21	4-Apr-21	
		PAK	KHYBER PAKHTUNKHWA	1	14-Jan-21	14-Jan-21
PUNJAB	1		7-Jan-21	7-Jan-21		
SINDH	2		5-Jan-21	7-Jan-21		
BALUCHISTAN	4		2-Jan-21	23-Apr-21		
Total 2021			51	1-Jan-21	9-Jul-21	
2020	SOM	LOWER JUBA	1	29-Aug-20	29-Aug-20	
		AWDAL	1	1-Aug-20	1-Aug-20	
		GALBEED	1	29-Sep-20	29-Sep-20	
		HIRAN	1	18-Oct-20	18-Oct-20	
		MIDDLE SHABELLE	1	17-Jul-20	17-Jul-20	
		BAY	2	3-Sep-20	25-Oct-20	
		BANADIR	7	18-Jun-20	30-Sep-20	
		SUD	SOUTH DARFUR	3	7-Mar-20	18-Dec-20
			NORTH DARFUR	2	26-Nov-20	13-Dec-20
			EAST DARFUR	3	12-May-20	24-Jul-20
			KHARTOUM	4	15-Jul-20	16-Nov-20
	KASSALA		11	28-Jul-20	6-Nov-20	
	GEZIRA		5	9-Jul-20	19-Sep-20	
	RIVER NILE		5	29-Jun-20	27-Sep-20	
	RED SEA		8	29-Apr-20	29-Nov-20	
	WEST DARFUR		1	19-May-20	19-May-20	
	BLUE NILE		4	7-Aug-20	26-Nov-20	
	SOUTH KORDOFAN		2	20-Nov-20	25-Nov-20	
	NORTH KORDOFAN		3	29-Aug-20	2-Dec-20	
	SENNAR		1	16-Aug-20	16-Aug-20	
	WHITE NILE		3	15-Jun-20	22-Aug-20	
	GEDARIF	3	1-Apr-20	1-Aug-20		
	AFG	FARAH	17	1-Jun-20	27-Dec-20	
		BALKH	2	29-Oct-20	3-Nov-20	
		BADGHIS	10	1-Nov-20	27-Dec-20	
		FARYAB	1	18-Oct-20	18-Oct-20	
		SAMANGAN	1	1-Nov-20	1-Nov-20	
		HIRAT	2	10-Aug-20	15-Aug-20	
		LOGAR	4	20-Aug-20	18-Nov-20	
		KANDAHAR	75	4-Aug-20	30-Dec-20	
		HILMAND	40	1-Aug-20	24-Dec-20	
		JAWZIAN	3	4-Aug-20	21-Nov-20	
		KABUL	7	6-Jul-20	12-Oct-20	
		NURISTAN	2	21-Jun-20	13-Jul-20	
		NIMROZ	3	6-Jul-20	8-Aug-20	
		KHOST	17	5-Jul-20	19-Oct-20	
		PAKTYA	5	18-Jun-20	25-Oct-20	
		KUNDUZ	3	28-Aug-20	3-Oct-20	
		PAKTIKA	5	25-Aug-20	7-Oct-20	
		GHAZNI	7	29-Aug-20	26-Dec-20	
		BADAKHSHAN	1	23-Apr-20	23-Apr-20	
		LAGHMAN	14	20-May-20	23-Sep-20	
		TAKHAR	1	20-Sep-20	20-Sep-20	
		ZABUL	12	17-Sep-20	15-Nov-20	
		GHOR	1	14-Nov-20	14-Nov-20	
		URUZGAN	15	28-Aug-20	22-Dec-20	
		PARWAN	1	4-Sep-20	4-Sep-20	
		WARDAK	5	6-Sep-20	22-11-20	
		KUNAR	9	6-Apr-20	29-Sep-20	
		NANGARHAR	45	5-Feb-20	21-Sep-20	
		PAK	SINDH	45	2-May-20	28-Nov-20
BALUCHISTAN			23	29-Feb-20	24-Dec-20	
PUNJAB			25	5-Feb-20	5-Nov-20	
KHYBER PAKHTUNKHWA			42	2-Jan-20	24-May-20	
Total 2020			515	2-Jan-20	30-Dec-20	

VDPV2 isolates, EMR countries, 2021

