

Highlights of Polio Fax Bulletin No. 1198 for Week 37 2021

I. Salient features this week

1. Polio eradication teams at the Regional and Country levels continue to contribute to the COVID19 Response, particularly in areas of surveillance (field and laboratory), data analysis, communications, and coordination.
2. No new wild poliovirus type-1 (WPV1) isolates from human or environmental samples reported.
3. No new circulating vaccine derived poliovirus (cVDPV) cases reported, but two earlier identified positive aVDPV2 environmental samples from Pakistan have been re-classified as cVDPV2 based on sequencing data, this week.

II. Wild Poliovirus Type-1 (WPV1) Transmission

WPV1 transmission continues though restricted globally to only two countries in the EMR namely Pakistan and Afghanistan – the remaining polio endemic countries in the world.

As of week 37 of 2021, two WPV1 cases were reported [131 in the same period in 2020; Afghanistan – 53, Pakistan - 78].

a. *Human samples*: No new WPV1 cases reported this week.

Afghanistan:

In 2021 to date, **1 WPV1** case has been reported so far from Southeast Region with onset of paralysis **1 January 2021**.

Pakistan:

In 2021 to date, **1 WPV1** case has been reported so far from Balochistan province with date of onset **27 January 2021**.

b. *Environmental samples*: No new WPV1 positive environmental samples reported this week.

- **Afghanistan**: In 2021 to date, there is **1** WPV1 combined with cVDPV2 positive environmental sample reported with collection date on **23 February 2021**.
- **Pakistan**: In 2021, there are **62** WPV1 positive environmental samples (including 16 mixture of WPV1 and cVDPV2, 4 mixture of WPV1 and aVDPV2 and 1 mixture of WPV1 and aVDPV3) with most recent sample collected on **9 August 2021**.

III. **Circulating Vaccine Derived Polioviruses c(VDPVs)**: No new cVDPV cases reported, but two earlier identified positive aVDPV2 environmental samples from Pakistan have been recently identified as cVDPV2 this week. In 2021 to date, three cVDPV1 cases reported from Yemen and 51 cVDPV2 cases were reported (Afghanistan 43 and Pakistan 8).

1. **Outbreaks/Events**: *Five countries (barring endemics) have evidence of VDPVs transmission, four with cVDPV2 and one with cVDPV1.*

Afghanistan: No new cVDPV2 isolates from human or environmental samples reported.

In 2021 to date, there are **43 cVDPV2** cases: 17 from West Region, 12 from South Region, eight from South East Region, four from Central Region and two from North Region. **The most recent case had onset on 9 July 2021.**

Environment: In 2021 to date, there are **40** cVDPV2 positive environmental samples including 1 mixture of WPV1 and cVDPV2 reported with **most recent sample collected on 23 June 2021.**

Pakistan: No new cVDPV2 cases reported, but two earlier identified positive aVDPV2 environmental samples have been recently identified as cVDPV2 in addition to one new aVDPV1 case reported this

week. Both cVDPV2 environmental samples are from Peshawar district, Khyber Pakhtunkhwa province and the new aVDPV1 case is from Ghotki district of Sindh province.

In 2021, there are **eight** cVDPV2 cases reported four from Balochistan, two from Sindh and one each from KP and Punjab provinces with **most recent onset on 23 April 2021**.

Environment: In 2021 to date; there are **35** cVDPV2 positive samples including 16 mixture of WPV1 and cVDPV2 with **most recent sample collected on 11 August 2021**.

SOMALIA: No new isolates from human or environmental samples reported this week.

Environment: One cVDPV2 positive environmental sample was reported from Banadir province, **with date of specimen collection on 23 May 2021**.

SUDAN: No new isolates from human or environmental samples reported this week.

No VDPV isolates from human or environmental sample in 2021 so far.

The most recent isolate was from a case having onset of paralysis on 18 December 2020.

Egypt: No new cVDPV2 isolates from human or environmental samples reported.

In 2021 to date, **10** cVDPV2 positive environmental samples are reported. These include three from Qena province; two each from Aswan and Alexandria provinces; and one each from Beni Suef, Kafr El Sheikh and Giza provinces. The cVDPV2 isolates belong to CHA-NDG-1 emergence (importation from Sudan/Chad). **Date of the recent most cVDPV2 positive environmental sample is 8 June 2021. There is no child paralyzed due to cVDPV2.**

A total of 1 VDPV1 and 56 VDPV2 positive samples in 2021 are reported so far, each having no relation with others reported from country or elsewhere.

YEMEN: No new cVDPV1 cases reported this week.

In 2021 to date, **3** cVDPV1 cases were reported with most recent date of onset on 27 March 2021.

VDPV Events: There is one country having a Polio Event due to VDPV2.

Iran: No new isolates from human or environmental samples reported this week.

In 2021 to date, **1** cVDPV2 positive environmental sample was collected from Zehedan district, Sistan & Balochistan province. The isolate is genetically related with earlier Pakistan virus. **Date of collection was on 20 February 2021. There is no child paralyzed due to cVDPV2.**

IV. Surveillance performance indicators

In 2021, 13 out of 22 member states (13 in the same period in 2020) are meeting the global target of both key surveillance indicators: non-polio AFP rate of 2/100,000 children aged below 15 years and percent AFP cases with adequate specimen 80% and above.

- Djibouti, Morocco, and Tunisia are missing both indicators as their non-polio AFP rates are 1.4, 0.6 and 0.7 and the percentages of AFP cases with adequate stool specimens is 75.0%, 55.8% and 66.7% respectively.
- Bahrain, Jordan, Oman, Palestine, Qatar and United Arab Emirates have a non-polio AFP rate of 1.4, 0.6, 0.8, 0.6, 0.9 and 1.1 respectively.

World Health Organization – Regional Office for Eastern Mediterranean

AFP SURVEILLANCE

20-Sep-21

Week 37, ending 19 September 2021

Number 1198

Table 1: Acute Flaccid Paralysis (AFP) cases by week of onset

Country	Reported AFP cases by week of onset - Week (36/21) / Ending on : 19/09/2021														
	Total AFP 2019	Total AFP 2020	Total AFP to date, 2021	W26 04 Jul 21	W27 11 Jul 21	W28 18 Jul 21	W29 25 Jul 21	W30 01 Aug 21	W31 08 Aug 21	W32 15 Aug 21	W33 22 Aug 21	W34 29 Aug 21	W35 05 Sep 21	W36 12 Sep 21	W37 19 Sep 21
Afghanistan	3768	3972	2774	78	67	39	77	69	80	64	56	62	71	30	3
Bahrain	17	15	3	0	0	0	0	0	0	0	0	0	0	0	
Djibouti	5	5	4	0	0	0	0	0	0	0	0	0	0	0	0
Egypt	1343	1009	881	17	32	10	13	18	29	23	28	33	26	19	
Iran	1070	618	463	21	13	7	11	7	14	14	13	6	1	0	
Iraq	1157	476	487	21	14	4	13	10	9	10	9	15	12	3	
Jordan ****	113	32	17	0	0	1	0	1	1	1	1	0	4	1	0
Kuwait	48	36	32	1	1	1	2	0	1	0	0	4	1	0	0
Lebanon ****	87	49	25	1	2	0	1	0	2	0	0	0	0	0	
Libya	107	95	56	1	1	2	2	0	1	5	0	1	0	0	
Morocco	247	87	43	1	2	0	0	1	0	1	2	0	0	0	
Oman	30	22	7	0	0	0	0	0	0	0	1	0	0	0	
Pakistan	15218	11972	8344	229	246	178	250	262	271	225	230	256	209	74	1
Palestine ****	62	16	8	0	0	0	0	1	0	1	1	1	0		
Qatar	9	9	3	0	0	0	0	0	0	0	0	0	1	0	
Saudi Arabia	236	200	130	5	5	3	1	5	6	8	3	8	0	0	0
Somalia	361	376	254	6	4	10	5	6	7	13	2	7	4	3	1
Sudan	608	733	411	15	10	7	6	20	16	10	14	10	7	8	
Syria ****	377	343	303	10	9	2	7	15	10	10	10	11	7	6	1
Tunisia	79	42	15	0	1	0	0	0	0	0	1	0	0	0	
U.A.E	50	19	12	0	0	1	0	0	1	1	0	0	0	0	
Yemen	779	825	535	15	15	13	14	10	17	13	15	13	17	4	
Total EMR	25771	20951	14807	421	422	278	402	425	465	399	386	427	360	148	6

No data = No report received

Table 2: Confirmed polio cases by month of onset

Country	Total year 2019	Total year 2020	Confirmed polio cases by month of onset													
			19/09 2020	2021	October 2020	November 2020	December 2020	January 2021	February 2021	March 2021	April 2021	May 2021	June 2021	July 2021	August 2021	September 2021
Afghanistan	29	56	53	1	3	0	0	1	0	0	0	0	0	0		
Bahrain	0	0	0	0	0	0	0	0	0	0	0	0	0	0	0	
Djibouti	0	0	0	0	0	0	0	0	0	0	0	0	0	0	0	
Egypt	0	0	0	0	0	0	0	0	0	0	0	0	0	0		
Iran	0	0	0	0	0	0	0	0	0	0	0	0	0	0		
Iraq	0	0	0	0	0	0	0	0	0	0	0	0	0	0		
Jordan ****	0	0	0	0	0	0	0	0	0	0	0	0	0	0		
Kuwait	0	0	0	0	0	0	0	0	0	0	0	0	0	0		
Lebanon ****	0	0	0	0	0	0	0	0	0	0	0	0	0			
Libya	0	0	0	0	0	0	0	0	0	0	0	0	0			
Morocco	0	0	0	0	0	0	0	0	0	0	0	0	0			
Oman	0	0	0	0	0	0	0	0	0	0	0	0	0			
Pakistan	147	84	78	1	4	2	0	1	0	0	0	0	0			
Palestine ****	0	0	0	0	0	0	0	0	0	0	0	0	0			
Qatar	0	0	0	0	0	0	0	0	0	0	0	0	0	0		
Saudi Arabia	0	0	0	0	0	0	0	0	0	0	0	0	0			
Somalia	0	0	0	0	0	0	0	0	0	0	0	0	0			
Sudan	0	0	0	0	0	0	0	0	0	0	0	0	0			
Syria ****	0	0	0	0	0	0	0	0	0	0	0	0	0			
Tunisia	0	0	0	0	0	0	0	0	0	0	0	0	0			
U.A.E	0	0	0	0	0	0	0	0	0	0	0	0	0			
Yemen	0	0	0	0	0	0	0	0	0	0	0	0	0			
Total EMR	176	140	131	2	7	2	0	2	0	0	0	0	0	0	0	0

**** UNRWA cases are included with those of country of residence

AFP SURVEILLANCE

Week 36, ending 19 September 2021

20-Sep-21

Number 1198

Table 3: Investigation of AFP cases with paralysis onset in 2020 & 2021 up to Week (37/21) / Ending on : 19/09/2021

COUNTRY	2020												2021												Latest line List Date		
	AFP									Specimen		Wild cases ****		AFP									Specimen			Wild cases ****	
	Total AFP cases onset 2020	Case classification					Non polio AFP rate **	AFP cases pending classification > 90 days from onset of paralysis	AFP cases pending classification and lab > 90 days from onset of paralysis	% with *** adequate specimens	Wild P1 Poliovirus	Wild P3 Poliovirus	Total AFP cases onset 2021	Case classification					Annualized Non polio AFP rate **	AFP cases pending classification > 90 days from onset of paralysis	AFP cases pending classification and lab > 90 days from onset of paralysis	% with *** adequate specimens	Wild P1 Poliovirus	Wild P3 Poliovirus			
		Total Confirmed Polio Cases *	Polio Compatible	Pending Classification	Discarded (non polio AFP)	VDPV *****								Total Confirmed Polio Cases *	Polio Compatible	Pending Classification	Discarded (non polio AFP)	VDPV *****									
Afghanistan	3972	56	3	0	3600	314	18.5	0	0	92.6	56	0	2774	1	1	188	2539	45	17.9	39	0	93.8	1	0	19/09/2021		
Bahrain	15	0	0	0	15	0	5.0	0	0	93.3	0	0	3	0	0	0	3	0	1.4	0	0	100.0	0	0	12/09/2021		
Djibouti	5	0	0	0	5	0	1.4	0	0	100.0	0	0	4	0	0	0	4	0	1.4	0	0	75.0	0	0	19/09/2021		
Egypt	1009	0	0	0	1009	0	2.6	0	0	94.6	0	0	881	0	0	140	740	0	3.1	3	0	86.6	0	0	16/09/2021		
Iran	618	0	0	0	618	0	3.0	0	0	98.5	0	0	463	0	0	14	449	0	3.2	0	0	95.9	0	0	18/09/2021		
Iraq	476	0	0	0	476	0	2.8	0	0	93.3	0	0	487	0	0	48	439	0	3.9	15	0	91.2	0	0	18/09/2021		
Jordan	32	0	0	0	32	0	0.8	0	0	100.0	0	0	17	0	0	3	14	0	0.6	0	0	100.0	0	0	19/09/2021		
Kuwait	36	0	0	0	36	0	4.1	0	0	91.7	0	0	32	0	0	3	29	0	5.1	0	0	87.5	0	0	19/09/2021		
Lebanon	49	0	0	0	49	0	3.1	0	0	89.8	0	0	25	0	0	6	19	0	2.2	3	0	88.0	0	0	16/09/2021		
Libya	95	0	0	0	94	1	3.6	0	0	100.0	0	0	56	0	0	13	43	0	3.0	0	0	100.0	0	0	17/09/2021		
Morocco	87	0	0	0	87	0	0.9	0	0	78.2	0	0	43	0	0	31	12	0	0.6	25	9	55.8	0	0	18/09/2020		
Oman	22	0	0	0	22	0	1.9	0	0	100.0	0	0	7	0	0	1	6	0	0.8	0	0	85.7	0	0	13/09/2021		
Pakistan	11972	84	29	0	11719	142	15.2	0	0	85.4	84	0	8344	1	3	762	7561	17	11.5	136	0	87.2	1	0	19/09/2021		
Palestine	16	0	0	0	16	0	0.9	0	0	100.0	0	0	8	0	0	6	2	0	0.6	2	0	100.0	0	0	05/09/2021		
Qatar	9	0	0	0	9	0	2.1	0	0	33.3	0	0	3	0	0	1	2	0	0.9	0	0	100.0	0	0	12/09/2021		
Saudi Arabia	200	0	0	0	200	0	2.4	0	0	96.0	0	0	130	0	0	42	88	0	2.2	0	0	93.1	0	0	19/09/2021		
Somalia	376	0	0	1	360	15	4.7	1	0	94.7	0	0	254	0	0	37	217	0	4.3	1	0	96.1	0	0	19/09/2021		
Sudan	733	0	0	0	675	58	3.8	0	0	92.9	0	0	411	0	0	40	371	0	2.9	5	0	94.9	0	0	16/09/2021		
Syria	343	0	0	0	343	0	4.3	0	0	91.0	0	0	303	0	0	36	267	0	5.5	0	0	92.7	0	0	18/09/2021		
Tunisia	42	0	0	0	42	0	1.5	0	0	54.8	0	0	15	0	0	1	14	0	0.7	0	0	66.7	0	0	17/09/2021		
U.A.E	19	0	0	0	19	0	1.5	0	0	100.0	0	0	12	0	0	7	5	0	1.1	4	1	100.0	0	0	12/09/2021		
Yemen	825	0	1	0	794	31	5.4	0	0	88.7	0	0	535	0	0	240	292	3	4.8	81	74	90.7	0	0	18/09/2021		
EMR	20951	140	33	1	20220	561	8.0	1	0	88.6	140	0	14807	2	4	1619	13116	65	7.2	314	84	89.4	2	0			
2019	25771	176	7	0	25559	29	10.2	0	0	89.5	176	0															

* Confirmed polio cases refer to wild isolation from AFP cases or from contacts of negative index AFP cases

** Non-polio AFP per 100,000 children <15 years

*** Adequate here refers to two stool specimens collected at least 24 hours apart, within 14 days of paralysis onset and specimens received in the lab in Good Condition

**** AFP cases co infected with P1 and P3 are counted separately as wild isolates

***** VDPV cases including all types (ambiguous, immune deficient & circulating)

World Health Organization – Regional Office for Eastern Mediterranean
AFP SURVEILLANCE
Week 37, ending 19 September 2021

20-Sep-21
Number 1198

COUNTRY	2020						2021					
	# OF CONTACTS	LAB RESULTS					# OF CONTACTS	LAB RESULTS				
		WILD	VDPV	SL	NPEV	PENDING		WILD	VDPV	SL	NPEV	PENDING
AFG	1252	14	79	52	270	0	784	0	16	57	134	15
BAH	1	0	0	0	0	0	0	0	0	0	0	0
DJI	2	0	0	0	0	0	1	0	0	0	0	0
EGY	330	0	0	12	32	0	575	0	0	34	52	89
IRN	46	0	0	0	0	0	108	0	0	11	1	3
IRQ	168	0	0	4	10	0	176	0	0	7	18	14
JOR	0	0	0	0	0	0	0	0	0	0	0	0
KUW	4	0	0	0	0	0	18	0	0	0	1	6
LEB	5	0	0	0	0	0	16	0	0	0	1	0
LIB	24	0	0	0	0	0	0	0	0	0	0	0
MOR	8	0	0	0	0	4	19	0	0	0	0	10
OMA	64	0	0	2	8	0	10	0	0	1	0	0
PAK	4653	21	19	379	787	0	3414	0	3	193	620	147
PAL	0	0	0	0	0	0	0	0	0	0	0	0
QAT	0	0	0	0	0	0	0	0	0	0	0	0
SAA	21	0	0	0	0	0	19	0	0	0	0	5
SOM	1110	0	11	23	150	4	760	0	0	13	74	123
SUD	363	0	18	3	31	0	92	0	0	1	4	30
SYR	280	0	0	11	15	0	75	0	0	5	7	4
TUN	9	0	0	0	0	0	1	0	0	0	0	0
UAE	0	0	0	0	0	0	0	0	0	0	0	0
YEM	230	0	0	7	41	0	163	0	0	2	9	85
EMR	8570	35	127	493	1344	8	6231	0	19	324	921	531

Table 4 (B): Most recent wild contacts in EMRO, 2020-2021

Year	Country	Data	
		Count of wild contacts	Date of Most Recent stool collection
2020	Afghanistan	14	26/Jul/20
	Pakistan	21	14/Dec/20
2020 Total		35	14/Dec/20

Table 4 (C): Number of distribution by district of -ve index AFP cases identified as wild positive by contact in EMR, 2020-2021

YEAR	COUNTRY	PROVINCE	DISTRICT	COUNT	First case	Last case
2020	AFG	KANDAHAR	NESH	1	23-May-20	23-May-20
			HILMAND	1	04-Jan-20	04-Jan-20
			NIMROZ	1	28-Feb-20	28-Feb-20
			FARAH	1	06-May-20	06-May-20
	PAK	BALOCHISTAN	KSAIFULLAH	1	01-Sep-20	01-Sep-20
			PUNJAB	1	24-Jul-20	24-Jul-20
			LAHORE	2	18-Jan-20	05-Jul-20
			DG KHAN	1	20-Jan-20	20-Jan-20
			KARAK	2	07-Feb-20	14-Jul-20
	SINDH	JACOBABAD				
2020 Total				11	04-Jan-20	01-Sep-20

AFP SURVEILLANCE

Week 37, ending 19 September 2021

20-Sep-21

Number 1198

Table 5: Laboratory investigation of AFP cases with paralysis onset in 2020 up to Week (37/2021) / Ending on : (19/09/2021)

Country	Polio laboratories ITD / Nucleotide Sequencing (Nucleotide Sequencing performed by EGY, PAK, TUN, CDC and RIVM laboratories)	AFP cases with specimens	Preliminary virus isolation results of AFP cases						Poliovirus intratypic differentiation results #									Indicators				Latest report Date				
			Referred for ITD		NPEV only	Negative	Pending		Type 1			Type 2			Type 3			Discordant pending sequence	NPEV by PCR	Non-EV	Pending ITD		% specimens positive for NPEV*	% AFP cases with culture results within 14 days	% AFP cases with ITD results within 7 days	% AFP cases with ITD results within 45 days of onset**
			L20B+	L20B+/NPEV			received < / = 14 days	received > 14 days ago	Wild	Sabin	VDPV	Wild	Sabin	VDPV	Wild	Sabin	VDPV									
Afghanistan	RRL Pakistan	2732	221	33	496	1876	97		1	100	1		71	40		92		4			16%	99%	99%	98%	19/09/2021	
Bahrain	NPL Oman / CDC	3				3															0%	100%		0%	13/09/2021	
Djibouti	NPL Kenya / CDC	4			1																100%			100%	19/09/2021	
Egypt***	RRL Egypt	858	61	3	96	643	54	1		3			58			2		2			10%	96%	100%	99%	16/09/2021	
Iran	NPL Iran / CDC	477	12		4	452	7	2		3			6			3					1%	100%	100%	99%	18/09/2021	
Iraq	RRL Egypt	481	8		33	421	19			3						13			1		7%	100%	50%	98%	18/09/2021	
Jordan	NPL Jordan / RRL EGYPT	15			1	13	1														7%	100%		100%	12/09/2021	
Kuwait	RRL Kuwait / RIVM	33				30	2	1													0%	100%		97%	16/09/2021	
Lebanon	NPL Jordan / RRL EGYPT	26			1	21		4													5%	100%			12/09/2021	
Libya	RRL Tunisia / RIVM	56				43	13														0%	100%		98%	17/09/2021	
Morocco	NPL Morocco / RRL Tunisia	41			1	39		1													3%	100%		98%	10/09/2021	
Oman	NPL Oman / CDC	8				7	1														2%	100%		100%	13/09/2021	
Pakistan	RRL Pakistan	8186	414	45	1691	5633	369	12	1	164	1		172	13		181	1	6			17%	100%	100%	97%	19/09/2021	
Palestine & UNRWA		8				6		2													0%	17%		100%	05/09/2021	
Qatar	NPL Oman / CDC	3				2	1														0%	100%		100%	13/09/2021	
Saudi Arabia	NPL Saudi Arabia / CDC	134	2			122	10									2					0%	93%	50%	97%	19/09/2021	
Somalia	NPL Kenya / CDC	254	3		35	179	7	29		2						2					16%	4%		80%	19/09/2021	
Sudan	NPL Sudan / RRL Egypt	400			60	315	15	11					1								16%	96%	100%	100%	09/09/2021	
Syria	NPL Syria / RRL Egypt	292	4		17	251	9	11													5%	100%		0%	09/09/2021	
Tunisia	RRL Tunisia	14				14															0%	100%		100%	17/09/2021	
U.A.E	NPL Oman / CDC	12				12															0%	100%		42%	13/09/2021	
Yemen	NPL Kenya / CDC	282	9		58	215				1	3					5					16%	100%	100%	0%	18/09/2021	
Total EMR 2021		14319	734	81	2494	10297	605	74	2	276	5		308	53		300	1	10	2	1	15%	98%	99%	95%		
Total EMR 2020		20386	1681	93	3046	15555		4	129	352	32		509	468		462	2	3	18	11	14%	94%	97%	93%		

* Specimens from all sources including non-AFP cases, excluding environmental samples

** This indicator reflects surveillance and laboratory activities

Table 6: Environmental isolate by year and type

Table with columns: COUNTRY, LAB RESULTS, 2016, 2017, 2018, 2019, 2020, 2021. Rows include countries like AFG, EGY, IRN, JOR, KUW, LEB, PAK, SOM, SUD, SYR and various lab result types such as Wild, Wild+cVDPV2, aVDPV2, cVDPV2, etc.

Table 7: Environmental Wild/VDPV isolate by site 2020-2021

Table with columns: YEAR, COUNTRY, LAB RESULTS, PROVINCE, Count, First date, Last date. Rows show detailed data for years 2020 and 2021, listing provinces and specific dates of isolation for Wild and VDPV types.

Figure 1: Non Polio AFP Rate and Wild Virus in EMR 01/01/2021 - 19/09/2021

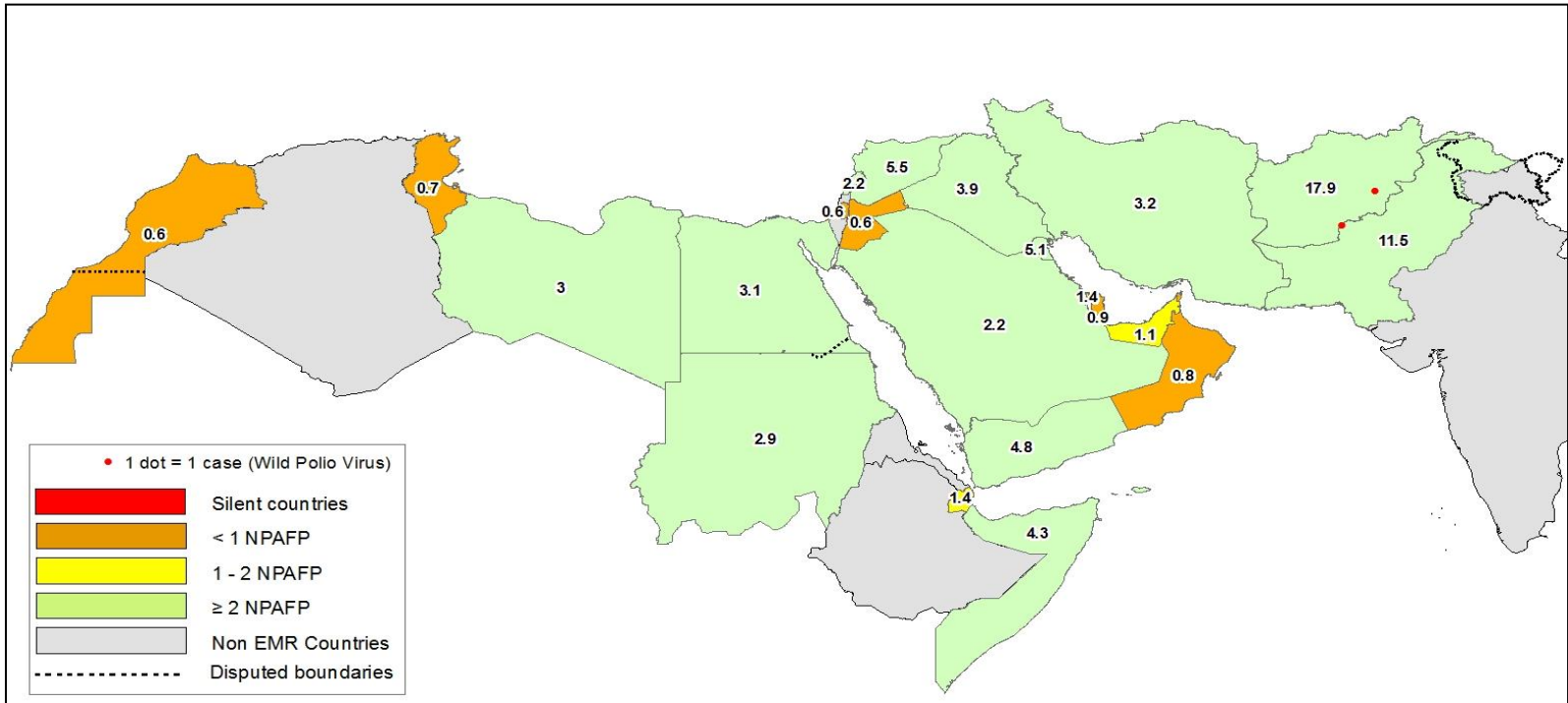


Figure 2: Percent of AFP cases with Adequate Samples & Compatible Cases in EMR 01/01/2021 - 19/09/2021

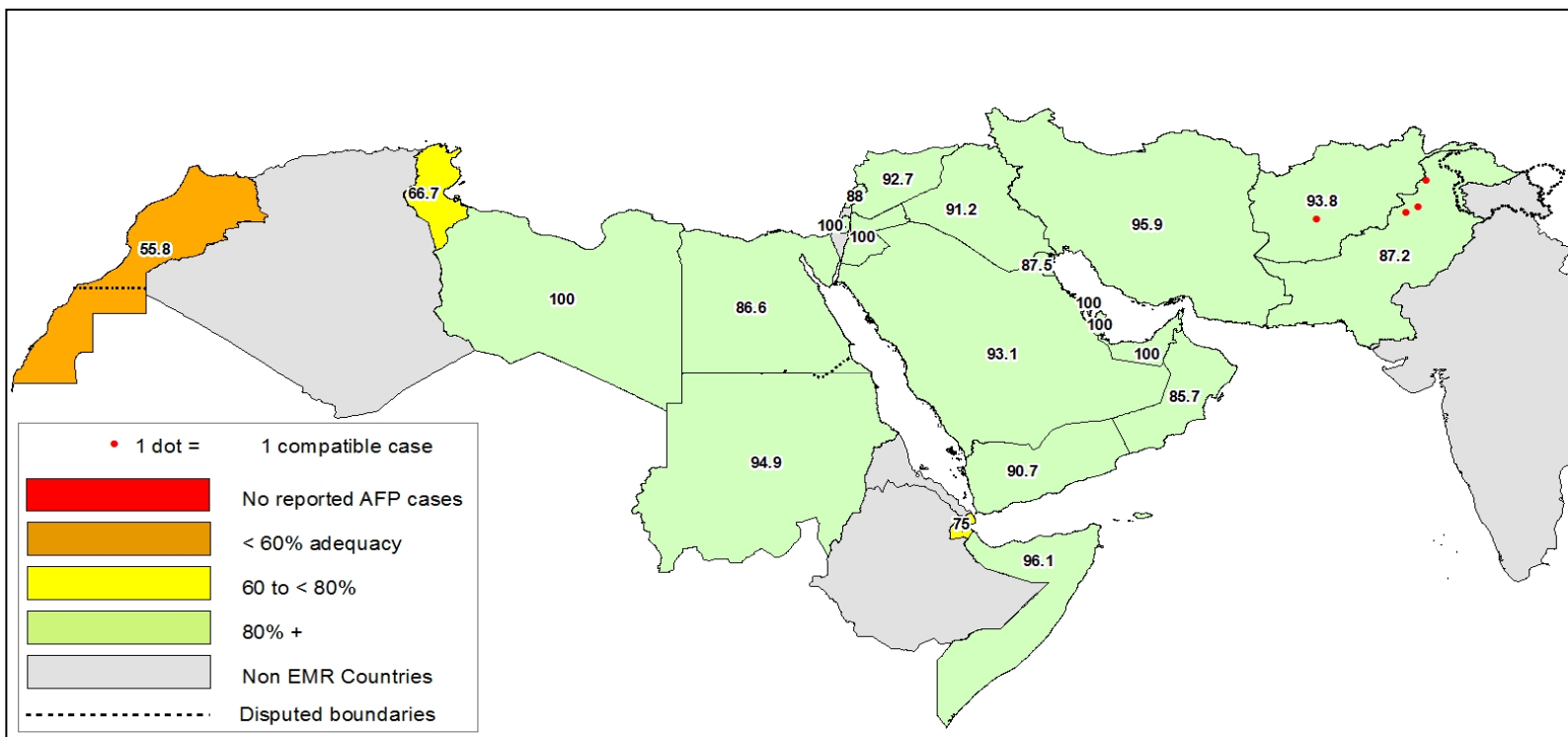


Table 8: Wild polio cases by country and date of onset of paralysis in EMR, 2020 - 2021

Year	COUNTRY	Count	First Case	Last Case
2020	AFG	56	4-Jan-20	19-Oct-20
	PAK	84	1-Jan-20	23-Nov-20
2020 Total		140	1-Jan-20	23-Nov-20
2021	AFG	1	1-Jan-21	1-Jan-21
	PAK	1	27-Jan-21	27-Jan-21
2021 Total		2	1-Jan-21	27-Jan-21

Figure 3: Non Polio AFP rate by Province in Afghanistan & by District in Pakistan 01/01/2021 - 19/09/2021

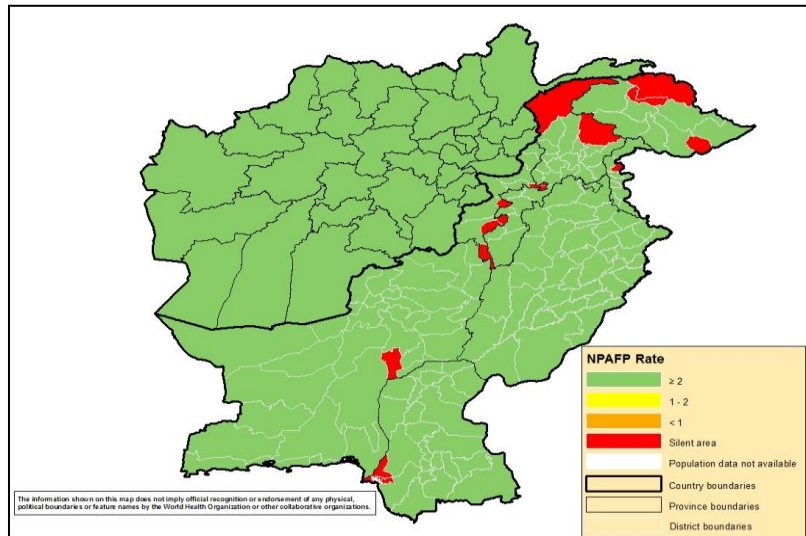


Figure 4: Percent of AFP cases with Adequate Samples in Afghanistan by Province & Pakistan by District 01/01/2021 - 19/09/2021

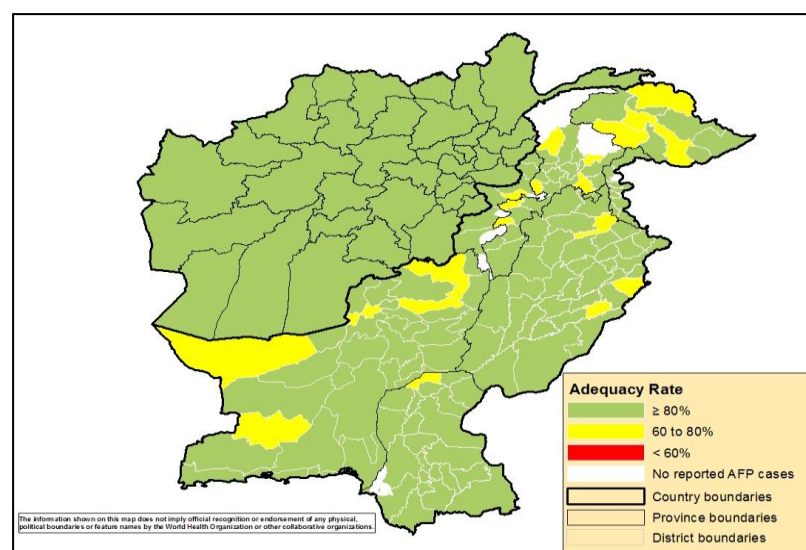
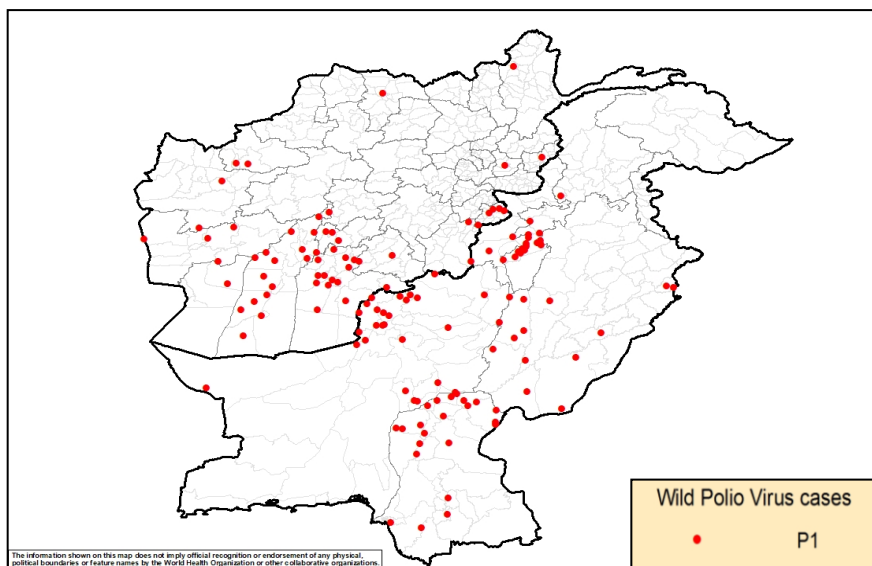
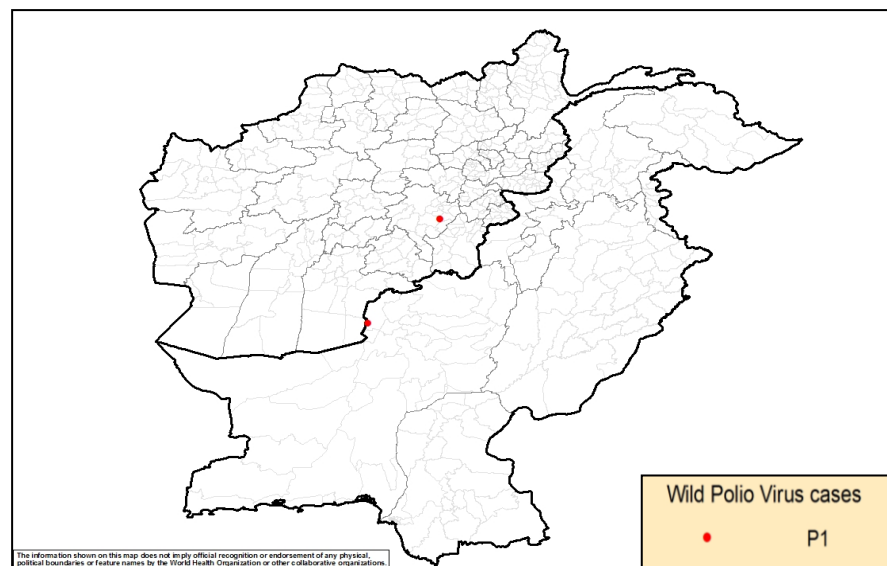


Figure 5: Wild Virus Cases by Type & District in Afghanistan & Pakistan

5(a) 01/01/2020 - 31/12/2020



5(b) 01/01/2021 - 19/09/2021



World Health Organization – Regional Office for Eastern Mediterranean

AFP SURVEILLANCE

Week 37, ending 19 September 2021

20-Sep-21

Number 1198

Table 9: Wild Polio cases by district and date of onset of paralysis, Afghanistan 2020-2021

ONSETYR	PROVINCE	DISTRICT	Count	First case	Last case
2020	BALKH	DEHDADI	1	15-Mar-20	15-Mar-20
	HIRAT	PASHTUNZARGHUN	1	29-Jun-20	29-Jun-20
		SHINDAND	1	21-Mar-20	21-Mar-20
	FARAH	BALABULUK	2	11-May-20	17-May-20
		ANARDARA	1	6-May-20	6-May-20
		BAKWA	1	4-Feb-20	4-Feb-20
	BADGHIS	QALA-E-NAW	1	5-Sep-20	5-Sep-20
		QADIS	1	13-May-20	13-May-20
	KUNAR	SHIGAL WA SHEL TAN	1	5-Mar-20	5-Mar-20
	LAGHMAN	MEHTARLAM	1	10-Feb-20	10-Feb-20
	PAKTIKA	NAKA	1	12-Aug-20	12-Aug-20
	KHOST	NADIRSHAHKOT	1	7-Sep-20	7-Sep-20
		BAK	2	3-Sep-20	7-Sep-20
		SABARI	1	8-Aug-20	8-Aug-20
		SPERA	1	1-Aug-20	1-Aug-20
	KANDAHAR	MARUF	1	14-Oct-20	14-Oct-20
		KANDAHAR	3	22-Jun-20	13-Sep-20
		ZHERAY	3	20-Jul-20	24-Aug-20
		SPINBOLDAK	1	25-Jul-20	25-Jul-20
		PANJWAYI	1	10-Jun-20	10-Jun-20
		SHAHWALIKOT	3	4-Mar-20	6-Jun-20
		NESH	1	23-May-20	23-May-20
		GHORAK	1	19-Mar-20	19-Mar-20
	ZABUL	QALAT	1	6-Aug-20	6-Aug-20
		ARGHANDAB	1	14-Jul-20	14-Jul-20
		MIZAN	1	21-Jan-20	21-Jan-20
	HILMAND	NAD-E-ALI	2	1-May-20	19-Oct-20
		WASHER	3	4-Jan-20	19-Oct-20
		BAGHRAN	2	16-Jul-20	4-Sep-20
		KAJAKI	2	10-Jun-20	27-Jul-20
		REG	4	25-May-20	3-Jun-20
		DEH-E-SHU	1	27-May-20	27-May-20
NAWZAD		1	11-May-20	11-May-20	
SANGIN		1	7-May-20	7-May-20	
URUZGAN	SHAHID-E-HASSAS	3	14-Jun-20	12-Jul-20	
	TIRINKOT	1	28-May-20	28-May-20	
NIMROZ	KHASHROD	1	28-Feb-20	28-Feb-20	
BADAKHSHAN	YAWAN	1	10-Mar-20	10-Mar-20	
2020 Total			56	4-Jan-20	19-Oct-20
2021	GAZNI	ANDAR	1	1-Jan-21	1-Jan-21
2021 Total			1	1-Jan-21	1-Jan-21

World Health Organization – Regional Office for Eastern Mediterranean
AFP SURVEILLANCE
Week 37, ending 19 September 2021

20-Sep-21
Number 1198

Table 10: Wild Polio cases by district and date of onset of paralysis, Pakistan 2020-2021

ONSETYR	PROVINCE	DISTRICT	Count	First case	Last case
2020	KHYBER PAKHTUNKHWA	PESHAWAR	1	13-Jul-20	13-Jul-20
		WAZIR-S	2	21-Feb-20	8-Jun-20
		BANNU	1	27-Apr-20	27-Apr-20
		TANK	4	11-Jan-20	15-Mar-20
		KARAK	2	20-Jan-20	13-Mar-20
		LAKKIMRWT	12	2-Jan-20	9-Mar-20
	BALOCHISTAN	KABDULAH	3	11-May-20	23-Nov-20
		QUETTA	5	17-Jul-20	5-Nov-20
		MASTUNG	1	15-Oct-20	15-Oct-20
		PISHIN	6	31-Jan-20	3-Oct-20
		KSAIFULAH	1	1-Sep-20	1-Sep-20
		CHAGHAI	1	4-Jun-20	4-Jun-20
		DUKKI	1	26-May-20	26-May-20
		JHALMAGSI	1	19-Apr-20	19-Apr-20
		ZHOB	2	22-Feb-20	13-Apr-20
		NSIRABAD	2	3-Jan-20	13-Apr-20
		SOHBATPUR	1	12-Feb-20	12-Feb-20
		JAFARABAD	1	12-Feb-20	12-Feb-20
		SIBI	1	7-Feb-20	7-Feb-20
		PUNJAB	LAYYAH	1	21-Oct-20
	MUZFARGARH		1	4-Oct-20	4-Oct-20
	VEHARI		1	16-Sep-20	16-Sep-20
	DGKHAN		5	18-Jan-20	14-Sep-20
	BAHAWALPUR		2	17-Aug-20	5-Sep-20
	RYKHAN		1	1-Sep-20	1-Sep-20
	LAHORE		2	12-Jun-20	24-Jul-20
	RAJANPUR		1	2-Jun-20	2-Jun-20
	SINDH	JACOBABAD	4	7-Feb-20	14-Jul-20
		GHOTKI	4	2-Mar-20	9-Jul-20
		KHILANDHI	1	9-Jun-20	9-Jun-20
		LARKANA	1	21-May-20	21-May-20
		KAMBAR	3	8-Jan-20	11-Apr-20
		KHAIRPUR	1	27-Mar-20	27-Mar-20
		NFEROZ	2	8-Feb-20	22-Feb-20
		SHIKARPUR	1	11-Feb-20	11-Feb-20
		KASHMORE	2	16-Jan-20	3-Feb-20
SUJAWAL		1	7-Jan-20	7-Jan-20	
T.ALLAHYAR		1	7-Jan-20	7-Jan-20	
BADIN		1	1-Jan-20	1-Jan-20	
2020 Total			84	1-Jan-20	23-Nov-20
2021	BALOCHISTAN	KABDULAH	1	27-Jan-21	27-Jan-21
2021 Total			1	27-Jan-21	27-Jan-21

World Health Organization – Regional Office for Eastern Mediterranean

AFP SURVEILLANCE

20-Sep-21

Week 37, ending 19 September 2021

Number 1198

Table 11: Circulating VDPV2 cases and date of onset of paralysis in EMR countries by provinces 2020-2021

YEAR	COUNTRY	PROVINCE	Count	First Case	Last Case
2021	AFG	FARAH	5	1-Jan-21	16-Apr-21
		LOGAR	1	19-Feb-21	19-Feb-21
		KANDAHAR	1	16-Feb-21	16-Feb-21
		WARDAK	3	3-Mar-21	9-Jul-21
		HIRAT	5	20-Feb-21	11-Apr-21
		BADGHIS	7	12-Jan-21	9-Jun-21
		FARYAB	2	28-Jan-21	26-Mar-21
		HILMAND	2	5-Jan-21	11-Mar-21
		GHAZNI	8	8-Jan-21	12-May-21
	ZABUL	9	7-Jan-21	4-Apr-21	
	PAK	KHYBER PAKHTUNKHWA	1	14-Jan-21	14-Jan-21
		PUNJAB	1	7-Jan-21	7-Jan-21
		SINDH	2	5-Jan-21	7-Jan-21
BALUCHISTAN		4	2-Jan-21	23-Apr-21	
Total 2021			51	1-Jan-21	9-Jul-21
2020	SOM	LOWER JUBA	1	29-Aug-20	29-Aug-20
		AWDAL	1	1-Aug-20	1-Aug-20
		GALBEED	1	29-Sep-20	29-Sep-20
		HIRAN	1	18-Oct-20	18-Oct-20
		MIDDLE SHABELLE	1	17-Jul-20	17-Jul-20
		BAY	2	3-Sep-20	25-Oct-20
		BANADIR	7	18-Jun-20	30-Sep-20
	SUD	SOUTH DARFUR	3	7-Mar-20	18-Dec-20
		NORTH DARFUR	2	26-Nov-20	13-Dec-20
		EAST DARFUR	3	12-May-20	24-Jul-20
		KHARTOUM	4	15-Jul-20	16-Nov-20
		KASSALA	11	28-Jul-20	6-Nov-20
		GEZIRA	5	9-Jul-20	19-Sep-20
		RIVER NILE	5	29-Jun-20	27-Sep-20
		RED SEA	8	29-Apr-20	29-Nov-20
		WEST DARFUR	1	19-May-20	19-May-20
		BLUE NILE	4	7-Aug-20	26-Nov-20
		SOUTH KORDOFAN	2	20-Nov-20	25-Nov-20
		NORTH KORDOFAN	3	29-Aug-20	2-Dec-20
		SENNAR	1	16-Aug-20	16-Aug-20
		WHITE NILE	3	15-Jun-20	22-Aug-20
	GEDARIF	3	1-Apr-20	1-Aug-20	
	AFG	FARAH	17	1-Jun-20	27-Dec-20
		BALKH	2	29-Oct-20	3-Nov-20
		BADGHIS	10	1-Nov-20	27-Dec-20
		FARYAB	1	18-Oct-20	18-Oct-20
		SAMANGAN	1	1-Nov-20	1-Nov-20
		HIRAT	2	10-Aug-20	15-Aug-20
		LOGAR	4	20-Aug-20	18-Nov-20
		KANDAHAR	75	4-Aug-20	30-Dec-20
		HILMAND	40	1-Aug-20	24-Dec-20
		JAWZIAN	3	4-Aug-20	21-Nov-20
		KABUL	7	6-Jul-20	12-Oct-20
		NURISTAN	2	21-Jun-20	13-Jul-20
		NIMROZ	3	6-Jul-20	8-Aug-20
		KHOST	17	5-Jul-20	19-Oct-20
		PAKTYA	5	18-Jun-20	25-Oct-20
		KUNDUZ	3	28-Aug-20	3-Oct-20
		PAKTIKA	5	25-Aug-20	7-Oct-20
		GHAZNI	7	29-Aug-20	26-Dec-20
		BADAKHSHAN	1	23-Apr-20	23-Apr-20
		LAGHMAN	14	20-May-20	23-Sep-20
		TAKHAR	1	20-Sep-20	20-Sep-20
		ZABUL	12	17-Sep-20	15-Nov-20
		GHOR	1	14-Nov-20	14-Nov-20
		URUZGAN	15	28-Aug-20	22-Dec-20
		PARWAN	1	4-Sep-20	4-Sep-20
		WARDAK	5	6-Sep-20	22-11-20
		KUNAR	9	6-Apr-20	29-Sep-20
		NANGARHAR	45	5-Feb-20	21-Sep-20
		PAK	SINDH	45	2-May-20
BALUCHISTAN			23	29-Feb-20	24-Dec-20
PUNJAB			25	5-Feb-20	5-Nov-20
KHYBER PAKHTUNKHWA			42	2-Jan-20	24-May-20
Total 2020			515	2-Jan-20	30-Dec-20

