

Highlights of Polio Fax Bulletin No. 1199 for Week 38 2021

I. Salient features this week

1. Polio eradication teams at the Regional and Country levels continue to contribute to the COVID19 Response, particularly in areas of surveillance (field and laboratory), data analysis, communications, and coordination.
2. No new wild poliovirus type-1 (WPV1) isolates from human or environmental samples reported.
3. No new circulating vaccine derived poliovirus (cVDPV) isolates from human or environmental samples reported this week, but five positive VDPV2 environmental samples from Egypt were reported this week.

II. Wild Poliovirus Type-1 (WPV1) Transmission

WPV1 transmission continues though restricted globally to only two countries in the EMR namely Pakistan and Afghanistan – the remaining polio endemic countries in the world.

As of week 38 of 2021, two WPV1 cases were reported [131 in the same period in 2020; Afghanistan – 53, Pakistan - 78].

- a. *Human samples*: No new WPV1 cases reported this week.

Afghanistan:

In 2021 to date, **1 WPV1** case has been reported so far from Southeast Region with onset of paralysis **1 January 2021**.

Pakistan:

In 2021 to date, **1 WPV1** case has been reported so far from Balochistan province with date of onset **27 January 2021**.

- b. *Environmental samples*: No new WPV1 positive environmental samples reported this week.

- **Afghanistan**: In 2021 to date, there is **1** WPV1 combined with cVDPV2 positive environmental sample reported with collection date on **23 February 2021**.
- **Pakistan**: In 2021, there are **62** WPV1 positive environmental samples (including 16 mixture of WPV1 and cVDPV2, 4 mixture of WPV1 and aVDPV2 and 1 mixture of WPV1 and aVDPV3) with most recent sample collected on **9 August 2021**.

III. Circulating Vaccine Derived Polioviruses c(VDPVs): No new cVDPV2 isolates from human or environmental samples reported this week.

In 2021 to date, three cVDPV1 cases reported from Yemen and 51 cVDPV2 cases were reported (Afghanistan 43 and Pakistan 8).

1. **Outbreaks/Events**: *Five countries (barring endemics) have evidence of VDPVs transmission, four with cVDPV2 and one with cVDPV1.*

Afghanistan: No new cVDPV2 isolates from human or environmental samples reported.

In 2021 to date, there are **43 cVDPV2** cases: 17 from West Region, 12 from South Region, eight from South East Region, four from Central Region and two from North Region. **The most recent case had onset on 9 July 2021.**

Environment: In 2021 to date, there are **40** cVDPV2 positive environmental samples including 1 mixture of WPV1 and cVDPV2 reported with **most recent sample collected on 23 June 2021**.

Pakistan: No new cVDPV2 isolates from human or environmental samples reported.

In 2021, there are **eight** cVDPV2 cases reported four from Balochistan, two from Sindh and one each from KP and Punjab provinces with **most recent onset on 23 April 2021**.

Environment: In 2021 to date; there are **35** cVDPV2 positive samples including 16 mixture of WPV1 and cVDPV2 with **most recent sample collected on 11 August 2021**.

SOMALIA: No new isolates from human or environmental samples reported this week.

Environment: One cVDPV2 positive environmental sample was reported from Banadir province, **with date of specimen collection on 23 May 2021**.

SUDAN: No new isolates from human or environmental samples reported this week.

No VDPV isolates from human or environmental sample in 2021 so far.

The most recent isolate was from a case having onset of paralysis on 18 December 2020.

Egypt: No new cVDPV2 isolates from human or environmental samples reported.

In 2021 to date, **10** cVDPV2 positive environmental samples are reported. These include three from Qena province; two each from Aswan and Alexandria provinces; and one each from Beni Suef, Kafr El Sheikh and Giza provinces. The cVDPV2 isolates belong to CHA-NDG-1 emergence (importation from Sudan/Chad). **Date of the recent most cVDPV2 positive environmental sample is 8 June 2021. There is no child paralyzed due to cVDPV2.**

A total of 1 VDPV1 and 61 VDPV2 positive samples in 2021 are reported so far, each having no relation with others reported from country or elsewhere.

YEMEN: No new cVDPV1 cases reported this week.

In 2021 to date, **3** cVDPV1 cases were reported with most recent date of onset on 27 March 2021.

VDPV Events: There is one country having a Polio Event due to VDPV2.

Iran: No new isolates from human or environmental samples reported this week.

In 2021 to date, **1** cVDPV2 positive environmental sample was collected from Zehedan district, Sistan & Balochistan province. The isolate is genetically related with earlier Pakistan virus. **Date of collection was on 20 February 2021. There is no child paralyzed due to cVDPV2.**

IV. Surveillance performance indicators

In 2021, 13 out of 22 member states (13 in the same period in 2020) are meeting the global target of both key surveillance indicators: non-polio AFP rate of 2/100,000 children aged below 15 years and percent AFP cases with adequate specimen 80% and above.

- Djibouti, Morocco, Oman and Tunisia are missing both indicators as their non-polio AFP rates are 1.4, 0.6, 0.9 and 0.7 and the percentages of AFP cases with adequate stool specimens is 75.0%, 55.8%, 75.0% and 66.7% respectively.
- Bahrain, Jordan, Palestine, Qatar and United Arab Emirates have a non-polio AFP rate of 1.3, 0.7, 0.7, 0.9 and 1.2 respectively.

World Health Organization – Regional Office for Eastern Mediterranean

AFP SURVEILLANCE

27-Sep-21

Week 38, ending 26 September 2021

Number 1199

Table 1: Acute Flaccid Paralysis (AFP) cases by week of onset

Country	Reported AFP cases by week of onset - Week (38/21) / Ending on : 26/09/2021														
	Total AFP 2019	Total AFP 2020	Total AFP to date, 2021	W27 11 Jul 21	W28 18 Jul 21	W29 25 Jul 21	W30 01 Aug 21	W31 08 Aug 21	W32 15 Aug 21	W33 22 Aug 21	W34 29 Aug 21	W35 05 Sep 21	W36 12 Sep 21	W37 19 Sep 21	W38 26 Sep 21
Afghanistan	3768	3972	2852	67	39	77	69	80	65	57	64	74	54	44	6
Bahrain	17	15	3	0	0	0	0	0	0	0	0	0	0		
Djibouti	5	5	4	0	0	0	0	0	0	0	0	0	0	0	
Egypt	1343	1009	881	32	10	13	18	29	23	28	33	26	19	0	
Iran	1070	618	474	13	7	11	8	14	14	13	12	3	2	0	
Iraq	1157	476	499	14	4	13	10	9	10	9	15	12	4	11	
Jordan ****	113	32	19	0	1	0	1	1	1	1	0	4	1	2	
Kuwait	48	36	32	1	1	2	0	1	0	0	4	1	0	0	
Lebanon ****	87	49	25	2	0	1	0	2	0	0	0	0	0	0	
Libya	107	95	57	1	2	2	0	1	5	0	1	0	0	1	
Morocco	247	87	43	2	0	0	1	0	1	2	0	0	0		
Oman	30	22	8	0	0	0	0	0	0	2	0	0	0	0	
Pakistan	15218	11972	8649	247	178	250	266	275	231	234	264	245	220	90	1
Palestine ****	62	16	10	0	0	0	1	0	2	1	1	1	0	0	0
Qatar	9	9	3	0	0	0	0	0	0	0	0	1	0	0	0
Saudi Arabia	236	200	136	5	3	1	5	6	8	3	8	4	2	0	0
Somalia	361	376	265	4	10	5	6	7	13	2	8	5	8	5	0
Sudan	608	733	423	10	7	6	20	15	10	14	10	8	14	5	
Syria ****	377	343	318	9	2	7	15	10	10	10	11	7	9	11	2
Tunisia	79	42	15	1	0	0	0	0	0	1	0	0	0		
U.A.E	50	19	13	0	1	0	0	1	1	0	0	0	1	0	0
Yemen	779	825	549	15	13	14	10	17	13	15	13	19	10	6	
Total EMR	25771	20951	15278	423	278	402	430	468	407	392	444	410	344	175	9

No data = No report received

Table 2: Confirmed polio cases by month of onset

Country	Total year 2019	Total year 2020	26/09		Confirmed polio cases by month of onset											
			2020	2021	October 2020	November 2020	December 2020	January 2021	February 2021	March 2021	April 2021	May 2021	June 2021	July 2021	August 2021	September 2021
Afghanistan	29	56	53	1	3	0	0	1	0	0	0	0	0	0	0	
Bahrain	0	0	0	0	0	0	0	0	0	0	0	0	0	0	0	
Djibouti	0	0	0	0	0	0	0	0	0	0	0	0	0	0	0	
Egypt	0	0	0	0	0	0	0	0	0	0	0	0	0	0	0	
Iran	0	0	0	0	0	0	0	0	0	0	0	0	0	0	0	
Iraq	0	0	0	0	0	0	0	0	0	0	0	0	0	0	0	
Jordan ****	0	0	0	0	0	0	0	0	0	0	0	0	0	0	0	
Kuwait	0	0	0	0	0	0	0	0	0	0	0	0	0	0	0	
Lebanon ****	0	0	0	0	0	0	0	0	0	0	0	0	0	0	0	
Libya	0	0	0	0	0	0	0	0	0	0	0	0	0	0	0	
Morocco	0	0	0	0	0	0	0	0	0	0	0	0	0	0	0	
Oman	0	0	0	0	0	0	0	0	0	0	0	0	0	0	0	
Pakistan	147	84	78	1	4	2	0	1	0	0	0	0	0	0	0	
Palestine ****	0	0	0	0	0	0	0	0	0	0	0	0	0	0	0	
Qatar	0	0	0	0	0	0	0	0	0	0	0	0	0	0	0	
Saudi Arabia	0	0	0	0	0	0	0	0	0	0	0	0	0	0	0	
Somalia	0	0	0	0	0	0	0	0	0	0	0	0	0	0	0	
Sudan	0	0	0	0	0	0	0	0	0	0	0	0	0	0	0	
Syria ****	0	0	0	0	0	0	0	0	0	0	0	0	0	0	0	
Tunisia	0	0	0	0	0	0	0	0	0	0	0	0	0	0	0	
U.A.E	0	0	0	0	0	0	0	0	0	0	0	0	0	0	0	
Yemen	0	0	0	0	0	0	0	0	0	0	0	0	0	0	0	
Total EMR	176	140	131	2	7	2	0	2	0	0	0	0	0	0	0	0

**** UNRWA cases are included with those of country of residence

AFP SURVEILLANCE

Week 37, ending 26 September 2021

27-Sep-21

Number 1199

Table 3: Investigation of AFP cases with paralysis onset in 2020 & 2021 up to Week (38/21) / Ending on : 26/09/2021)

COUNTRY	2020												2021												Latest line List Date
	AFP									Specimen	Wild cases ****		AFP									Specimen	Wild cases ****		
	Total AFP cases onset 2020	Case classification					Non polio AFP rate **	AFP cases pending classification > 90 days from onset of paralysis	AFP cases pending classification and lab > 90 days from onset of paralysis	% with *** adequate specimens	Wild P1 Poliovirus	Wild P3 Poliovirus	Total AFP cases onset 2021	Case classification					Annualized Non polio AFP rate **	AFP cases pending classification > 90 days from onset of paralysis	AFP cases pending classification and lab > 90 days from onset of paralysis	% with *** adequate specimens	Wild P1 Poliovirus	Wild P3 Poliovirus	
		Total Confirmed Polio Cases *	Polio Compatible	Pending Classification	Discarded (non polio AFP)	VDPV *****								Total Confirmed Polio Cases *	Polio Compatible	Pending Classification	Discarded (non polio AFP)	VDPV *****							
Afghanistan	3972	56	3	0	3600	314	18.5	0	0	92.6	56	0	2852	1	1	181	2624	45	17.9	33	0	93.8	1	0	26/09/2021
Bahrain	15	0	0	0	15	0	5.0	0	0	93.3	0	0	3	0	0	0	3	0	1.3	0	0	100.0	0	0	12/09/2021
Djibouti	5	0	0	0	5	0	1.4	0	0	100.0	0	0	4	0	0	0	4	0	1.4	0	0	75.0	0	0	19/09/2021
Egypt	1009	0	0	0	1009	0	2.6	0	0	94.6	0	0	881	0	0	86	794	0	3.0	3	0	86.6	0	0	23/09/2021
Iran	618	0	0	0	618	0	3.0	0	0	98.5	0	0	474	0	0	4	470	0	3.2	0	0	96.0	0	0	25/09/2021
Iraq	476	0	0	0	476	0	2.8	0	0	93.3	0	0	499	0	0	38	461	0	3.9	8	0	91.2	0	0	25/09/2021
Jordan	32	0	0	0	32	0	0.8	0	0	100.0	0	0	19	0	0	3	16	0	0.7	0	0	100.0	0	0	23/09/2021
Kuwait	36	0	0	0	36	0	4.1	0	0	91.7	0	0	32	0	0	3	29	0	4.9	0	0	87.5	0	0	19/09/2021
Lebanon	49	0	0	0	49	0	3.1	0	0	89.8	0	0	25	0	0	6	19	0	2.1	3	0	88.0	0	0	24/09/2021
Libya	95	0	0	0	94	1	3.6	0	0	100.0	0	0	57	0	0	14	43	0	3.0	0	0	100.0	0	0	25/09/2021
Morocco	87	0	0	0	87	0	0.9	0	0	78.2	0	0	43	0	0	31	12	0	0.6	25	9	55.8	0	0	18/09/2020
Oman	22	0	0	0	22	0	1.9	0	0	100.0	0	0	8	0	0	1	7	0	0.9	0	0	75.0	0	0	20/09/2021
Pakistan	11972	84	29	0	11719	142	15.2	0	0	85.4	84	0	8649	1	3	837	7791	17	11.6	173	32	87.3	1	0	26/09/2021
Palestine	16	0	0	0	16	0	0.9	0	0	100.0	0	0	10	0	0	6	4	0	0.7	0	0	100.0	0	0	26/09/2021
Qatar	9	0	0	0	9	0	2.1	0	0	33.3	0	0	3	0	0	1	2	0	0.9	0	0	100.0	0	0	26/09/2021
Saudi Arabia	200	0	0	0	200	0	2.4	0	0	96.0	0	0	136	0	0	42	94	0	2.2	2	0	93.4	0	0	26/09/2021
Somalia	376	0	0	1	360	15	4.7	1	0	94.7	0	0	265	0	0	48	217	0	4.3	1	0	96.2	0	0	26/09/2021
Sudan	733	0	0	0	675	58	3.8	0	0	92.9	0	0	423	0	0	53	370	0	2.9	5	0	94.8	0	0	23/09/2021
Syria	343	0	0	0	343	0	4.3	0	0	91.0	0	0	318	0	0	50	268	0	5.6	0	0	92.5	0	0	25/09/2021
Tunisia	42	0	0	0	42	0	1.5	0	0	54.8	0	0	15	0	0	1	14	0	0.7	0	0	66.7	0	0	17/09/2021
U.A.E	19	0	0	0	19	0	1.5	0	0	100.0	0	0	13	0	0	11	2	0	1.2	7	0	100.0	0	0	26/09/2021
Yemen	825	0	1	0	794	31	5.4	0	0	88.7	0	0	549	0	0	254	292	3	4.8	94	87	90.7	0	0	25/09/2021
EMR	20951	140	33	1	20220	561	8.0	1	0	88.6	140	0	15278	2	4	1670	13536	65	7.2	354	128	89.5	2	0	
2019	25771	176	7	0	25559	29	10.2	0	0	89.5	176	0													

* Confirmed polio cases refer to wild isolation from AFP cases or from contacts of negative index AFP cases

** Non-polio AFP per 100,000 children <15 years

*** Adequate here refers to two stool specimens collected at least 24 hours apart, within 14 days of paralysis onset and specimens received in the lab in Good Condition

**** AFP cases co infected with P1 and P3 are counted separately as wild isolates

***** VDPV cases including all types (ambiguous, immune deficient & circulating)

World Health Organization – Regional Office for Eastern Mediterranean
AFP SURVEILLANCE
Week 38, ending 26 September 2021

27-Sep-21
Number 1199

COUNTRY	2020						2021					
	# OF CONTACTS	LAB RESULTS					# OF CONTACTS	LAB RESULTS				
		WILD	VDPV	SL	NPEV	PENDING		WILD	VDPV	SL	NPEV	PENDING
AFG	1252	14	79	52	270	0	802	0	16	57	136	24
BAH	1	0	0	0	0	0	0	0	0	0	0	0
DJI	2	0	0	0	0	0	1	0	0	0	0	0
EGY	330	0	0	12	32	0	575	0	0	34	70	26
IRN	46	0	0	0	0	0	117	0	0	11	2	3
IRQ	168	0	0	4	10	0	179	0	0	7	19	3
JOR	0	0	0	0	0	0	0	0	0	0	0	0
KUW	4	0	0	0	0	0	18	0	0	0	1	6
LEB	5	0	0	0	0	0	16	0	0	0	1	0
LIB	24	0	0	0	0	0	0	0	0	0	0	0
MOR	8	0	0	0	0	4	19	0	0	0	0	10
OMA	64	0	0	2	8	0	15	0	0	1	1	0
PAK	4653	21	19	379	787	0	3545	0	3	193	652	178
PAL	0	0	0	0	0	0	0	0	0	0	0	0
QAT	0	0	0	0	0	0	0	0	0	0	0	0
SAA	21	0	0	0	0	0	19	0	0	0	0	5
SOM	1110	0	11	23	150	4	793	0	0	13	74	156
SUD	363	0	18	3	31	0	97	0	0	1	4	35
SYR	280	0	0	11	15	0	82	0	0	5	7	11
TUN	9	0	0	0	0	0	1	0	0	0	0	0
UAE	0	0	0	0	0	0	0	0	0	0	0	0
YEM	230	0	0	7	41	0	176	0	0	2	9	98
EMR	8570	35	127	493	1344	8	6455	0	19	324	976	555

Table 4 (B): Most recent wild contacts in EMRO, 2020-2021

Year	Country	Data	
		Count of wild contacts	Date of Most Recent stool collection
2020	Afghanistan	14	26/Jul/20
	Pakistan	21	14/Dec/20
2020 Total		35	14/Dec/20

Table 4 (C): Number of distribution by district of -ve index AFP cases identified as wild positive by contact in EMR, 2020-2021

YEAR	COUNTRY	PROVINCE	DISTRICT	COUNT	First case	Last case
2020	AFG	KANDAHAR	NESH	1	23-May-20	23-May-20
			HILMAND	1	04-Jan-20	04-Jan-20
			NIMROZ	1	28-Feb-20	28-Feb-20
			FARAH	1	06-May-20	06-May-20
	PAK	BALOCHISTAN	KSAIFULLAH	1	01-Sep-20	01-Sep-20
			PUNJAB	1	24-Jul-20	24-Jul-20
			LAHORE	2	18-Jan-20	05-Jul-20
			DG KHAN	1	20-Jan-20	20-Jan-20
			KARAK	2	07-Feb-20	14-Jul-20
	SINDH	JACOBABAD	JACOBABAD	2	07-Feb-20	14-Jul-20
			JACOBABAD	2	07-Feb-20	14-Jul-20
2020 Total				11	04-Jan-20	01-Sep-20

AFP SURVEILLANCE

Week 38, ending 19 September 2021

20-Sep-21

Number 1198

Table 5: Laboratory investigation of AFP cases with paralysis onset in 2020 up to Week (37/2021) / Ending on : (19/09/2021)

Country	Polio laboratories ITD / Nucleotide Sequencing (Nucleotide Sequencing performed by EGY, PAK, TUN, CDC and RIVM laboratories)	AFP cases with specimens	Preliminary virus isolation results of AFP cases						Poliovirus intratypic differentiation results #										Indicators				Latest report Date			
			Referred for ITD		NPEV only	Negative	Pending		Type 1			Type 2			Type 3			Discordant pending sequence	NPEV by PCR	Non-EV	Pending ITD	% specimens positive for NPEV*		% AFP cases with culture results within 14 days	% AFP cases with ITD results within 7 days	% AFP cases with ITD results within 45 days of onset**
			L20B+	L20B+/NPEV			received < / = 14 days	received > 14 days ago	Wild	Sabin	VDPV	Wild	Sabin	VDPV	Wild	Sabin	VDPV									
Afghanistan	RRL Pakistan	2815	226	34	510	1933	102		1	104	1		71	40		95		4		1	16%	99%	99%	98%	26/09/2021	
Bahrain	NPL Oman / CDC	3				3															0%	100%		0%	20/09/2021	
Djibouti	NPL Kenya / CDC	4			1																100%			100%	19/09/2021	
Egypt***	RRL Egypt	877	61	3	100	655	55	3		3			58			2			2		10%	96%	100%	99%	23/09/2021	
Iran	NPL Iran / CDC	484	12		4	460	8			3			6			3					1%	100%	100%	98%	25/09/2021	
Iraq	RRL Egypt	493	8		35	436	14			3						15					7%	100%	50%	97%	24/09/2021	
Jordan	NPL Jordan / RRL EGYPT	19			2	14	3														13%	100%		100%	26/09/2021	
Kuwait	RRL Kuwait / RIVM	33				33															0%	100%		97%	26/09/2021	
Lebanon	NPL Jordan / RRL EGYPT	26			1	21		4													5%	100%			26/09/2021	
Libya	RRL Tunisia / RIVM	56				43	13														0%	100%		98%	17/09/2021	
Morocco	NPL Morocco / RRL Tunisia	41			1	39		1													3%	100%		98%	10/09/2021	
Oman	NPL Oman / CDC	8				7	1														2%	100%		100%	20/09/2021	
Pakistan	RRL Pakistan	8483	417	45	1753	5835	413	10	1	164	1		172	13		182	1		7		17%	100%	100%	97%	26/09/2021	
Palestine & UNRWA		10				9		1													0%	11%		100%	26/09/2021	
Qatar	NPL Oman / CDC	3				3															0%	100%		100%	26/09/2021	
Saudi Arabia	NPL Saudi Arabia / CDC	134	2			124	2	6								2					0%	94%	50%	97%	19/09/2021	
Somalia	NPL Kenya / CDC	265	3		35	179	12	35		2						2					16%	4%		80%	26/09/2021	
Sudan	NPL Sudan / RRL Egypt	424	1		60	315	24	25					1								16%	95%	100%	100%	23/09/2021	
Syria	NPL Syria / RRL Egypt	297	4		17	251	5	20													5%	100%		0%	19/09/2021	
Tunisia	RRL Tunisia	14				14															0%	100%		100%	17/09/2021	
U.A.E	NPL Oman / CDC	12				12															0%	100%		42%	20/09/2021	
Yemen	NPL Kenya / CDC	282	9		58	215				1	3					5					16%	100%	100%	0%	25/09/2021	
Total EMR 2021		14783	743	82	2577	10601	652	105	2	280	5		308	53		306	1		11	2	1	15%	98%	98%	95%	
Total EMR 2020		20386	1681	93	3046	15555		4	129	352	32		509	468		462	2	3	18	11		14%	94%	97%	93%	

* Specimens from all sources including non-AFP cases, excluding environmental samples

** This indicator reflects surveillance and laboratory activities

Table 6: Environmental isolate by year and type

COUNTRY	LAB RESULTS	2016	2017	2018	2019	2020	2021
AFG	Wild	2	42	83	56	28	1
	Wild+cVDPV2					7	3
	aVDPV2					2	39
	cVDPV2					167	111
	Enteric	125	170	177	138	111	111
	Negative	6	9	5	3	3	7
	Pending						25
	SL1/3	36	94	71	60	31	23
SL2	16	1			64	92	
AFG Total		185	316	336	259	413	301
DJI	(blank)						7
DJI Total							7
EGY	aVDPV1					1	
	aVDPV2					1	
	aVDPV3					2	
	cVDPV2						10
	Enteric	354	322	321	397	288	85
	Negative	34	41	32	34	41	16
	Pending						27
	SL1/3	79	159	187	269	212	51
	SL2	60					194
	VDPV2	1					61
VDPV1						1	
EGY Total		528	522	540	700	545	445
IRN	Wild				3		1
	aVDPV2					3	1
	cVDPV2						18
	Enteric		1	29	55	23	18
	Negative		1	3	3		
	Pending						3
	SL1/3		4	22	10	16	6
	SL2					1	7
IRN Total			6	54	71	43	36
JOR	Enteric	1	13	27	24	9	7
	Negative		2			1	1
	Pending						2
	SL1/3	1	16	9	12	14	13
JOR Total		2	31	36	36	25	23
KUW	Enteric			2	9	4	4
	Negative				1	16	9
	SL1/3			1	4		
KUW Total			3	14	20	13	
LEB	Enteric	2	12	24	15	16	18
	Negative	2	1	1		2	4
	SL1/3		14	20	29	13	4
LEB Total		4	27	45	47	31	26
PAK	aVDPV1						1
	Wild	59	105	139	367	337	41
	Wild+cVDPV2	2			10	91	16
	Wild+aVDPV2	1	1			6	4
	aVDPV2	2	4		1	16	25
	cVDPV2	2			28	44	19
	Enteric	300	392	404	308	135	153
	Negative	6		3	4	6	25
	Pending						6
	SL1/3	77	106	127	90	49	48
	SL2	79	25		22	146	231
	VDPV2	1					1
	Wild+aVDPV3						1
PAK Total		529	633	673	832	830	570
SOM	aVDPV2			2	1		1
	cVDPV2		2	18	5	26	1
	cVDPV2+cVDPV3			1			
	cVDPV3			11			
	Enteric	16	25		22	12	21
	Negative	14	138		29	34	33
	Pending						13
	SL1/3	2	8		6	7	2
SL2	2	10		6	4	1	
SOM Total			36	213	63	133	71
SUD	cVDPV2					14	
	Enteric			15	51	32	19
	Negative				4	2	6
	Pending						20
	SL1/3						1
SL2				5		4	
SUD Total				15	60	50	50
SYR	Enteric		4	72	111	152	103
	Negative			21	30	17	9
	Pending						8
	SL1/3			6	44	36	16
	SL2			3			
SYR Total			4	102	185	205	136
TOTAL		1248	1575	2017	2267	2245	1678

Table 7: Environmental Wild/VDPV isolate by site 2020-2021

YEAR	COUNTRY	LAB RESULTS	PROVINCE	Count	First date	Last date		
2020	AFG	Wild	HILMAND	10	1/Jan/20	24/Aug/20		
			HIRAT	4	26/Apr/20	23/Aug/20		
			KABUL	1	26/Sep/20	26/Sep/20		
			KANDAHAR	9	28/Jan/20	25/Jun/20		
			KHOST	1	25/Apr/20	25/Apr/20		
			KUNDUZ	1	27/Sep/20	27/Sep/20		
			NANGARHAR	2	26/Jan/20	6/Oct/20		
			HILMAND	1	6/Sep/20	6/Sep/20		
			KANDAHAR	4	25/Jun/20	6/Dec/20		
			NANGARHAR	2	8/Jan/20	25/Jul/20		
			HILMAND	34	27/May/20	27/Dec/20		
			HIRAT	3	26/Sep/20	26/Dec/20		
		Wild+cVDPV2	KABUL	19	26/Apr/20	5/Nov/20		
			KANDAHAR	35	9/Jul/20	27/Dec/20		
			KHOST	6	24/Jun/20	23/Nov/20		
			KUNAR	5	6/Jun/20	7/Nov/20		
			KUNDUZ	2	23/Aug/20	24/Oct/20		
			LAGHMAN	4	24/Jul/20	6/Oct/20		
			NANGARHAR	58	7/Jan/20	23/Dec/20		
			PAKTYA	1	26/Jul/20	26/Jul/20		
			HILMAND	1	27/Sep/20	27/Sep/20		
			KABUL	1	26/Dec/20	26/Dec/20		
			AFG Total			204	1/Jan/20	27/Dec/20
			EGY	aVDPV2	GIZA	1	1/Jan/20	21/Sep/20
	S & B	3			3/Oct/20	25/Dec/20		
	IRN	cVDPV2	S & B	3	3/Oct/20	25/Dec/20		
			AJK	1	25/Feb/20	25/Feb/20		
	PAK	Wild	BALOCHISTAN	71	1/Jan/20	15/Nov/20		
			GBALTISTAN	1	12/May/20	12/May/20		
			ISLAMABAD	5	16/Jan/20	10/Nov/20		
			KPAKHTUNKHWA	23	28/Jan/20	18/Dec/20		
			PUNJAB	122	4/Jan/20	28/Dec/20		
			SINDH	114	3/Jan/20	8/Dec/20		
			BALOCHISTAN	27	1/Jan/20	21/Dec/20		
			KPAKHTUNKHWA	1	11/Mar/20	11/Mar/20		
			PUNJAB	14	4/Jan/20	12/Oct/20		
			SINDH	49	3/Jan/20	10/Dec/20		
			BALOCHISTAN	1	17/Dec/20	17/Dec/20		
			PUNJAB	5	16/Mar/20	21/Dec/20		
		BALOCHISTAN	15	2/Jun/20	28/Dec/20			
		KPAKHTUNKHWA	5	10/Jan/20	15/Oct/20			
		PUNJAB	3	16/Jan/20	18/Dec/20			
		SINDH	21	8/Jun/20	10/Dec/20			
		Wild+cVDPV2	BALOCHISTAN	3	17/Sep/20	17/Nov/20		
			KPAKHTUNKHWA	6	10/Apr/20	2/Dec/20		
PUNJAB			5	4/May/20	30/Dec/20			
SINDH			2	13/Oct/20	3/Nov/20			
PAK Total					494	1/Jan/20	30/Dec/20	
SOM			cVDPV2	BANADIR	23	5/Jan/20	24/Oct/20	
				BAY	2	19/Jun/20	20/Jun/20	
				LOWER JUUBA	1	8/Sep/20	8/Sep/20	
SOM Total				26	5/Jan/20	24/Oct/20		
SUD	cVDPV2		KHARTOUM	14	29/Mar/20	9/Nov/20		
SUD Total				14	29/Mar/20	9/Nov/20		
2020 Total				742	1/Jan/20	30/Dec/20		
2021	AFG	Wild+cVDPV2	HILMAND	1	23/Feb/21	23/Feb/21		
			HILMAND	14	4/Jan/21	24/Mar/21		
			HIRAT	1	23/Mar/21	23/Mar/21		
			KABUL	1	6/Mar/21	6/Mar/21		
			KANDAHAR	18	5/Jan/21	23/Jun/21		
			KUNDUZ	1	23/Feb/21	23/Feb/21		
			NANGARHAR	4	5/Jan/21	25/Apr/21		
			KABUL	1	3/Feb/21	3/Feb/21		
			KANDAHAR	1	7/Mar/21	7/Mar/21		
			NANGARHAR	1	25/Jul/21	25/Jul/21		
			AFG Total			43	4/Jan/21	25/Jul/21
			EGY	cVDPV2	ALEXANDRIA	2	10/Jan/21	25/Feb/21
	ASWAN	2			20/Jan/21	9/Feb/21		
	BENI SUEF	1			27/Jan/21	27/Jan/21		
	GIZA	1			31/Jan/21	31/Jan/21		
	KAFR EL-SHEIKH	1			27/Jan/21	27/Jan/21		
	QENA	3			23/Jan/21	8/Jun/21		
	EGY Total					10	10/Jan/21	8/Jun/21
	IRN	aVDPV2	S & B	1	20/Feb/21	20/Feb/21		
			S & B	2	10/Jul/21	10/Jul/21		
	IRN Total	aVDPV2	S & B	2	20/Feb/21	10/Jul/21		
			BALOCHISTAN	6	20/Jan/21	28/Feb/21		
	PAK	Wild	ISLAMABAD	3	11/Jan/21	17/Mar/21		
			KPAKHTUNKHWA	9	18/Jan/21	9/Aug/21		
			PUNJAB	12	4/Jan/21	19/May/21		
			SINDH	11	4/Jan/21	6/Jul/21		
			BALOCHISTAN	11	2/Jan/21	12/Apr/21		
			KPAKHTUNKHWA	1	11/Jan/21	11/Jan/21		
			PUNJAB	2	11/Jan/21	18/Jan/21		
			SINDH	2	2/Mar/21	10/Mar/21		
			BALOCHISTAN	1	1/Jan/21	1/Jan/21		
			PUNJAB	1	8/Jan/21	8/Jan/21		
			SINDH	2	12/Jan/21	4/Feb/21		
			BALOCHISTAN	11	1/Jan/21	18/May/21		
		KPAKHTUNKHWA	5	16/Jan/21	11/Aug/21			
		SINDH	3	12/Jan/21	9/Feb/21			
		AJK	1	16/Mar/21	16/Mar/21			
		KPAKHTUNKHWA	4	1/Mar/21	21/Apr/21			
		PUNJAB	10	1/Mar/21	26/Jul/21			
		SINDH	10	12/Jan/21	10/Aug/21			
		PAK Total			105	1/Jan/21	11/Aug/21	
		SOM	cVDPV2	BANADIR	1	23/May/21	23/May/21	
		SOM Total			1	23/May/21	23/May/21	
		2021 Total			161	1/Jan/21	11/Aug/21	

Figure 1: Non Polio AFP Rate and Wild Virus in EMR 01/01/2021 - 26/09/2021

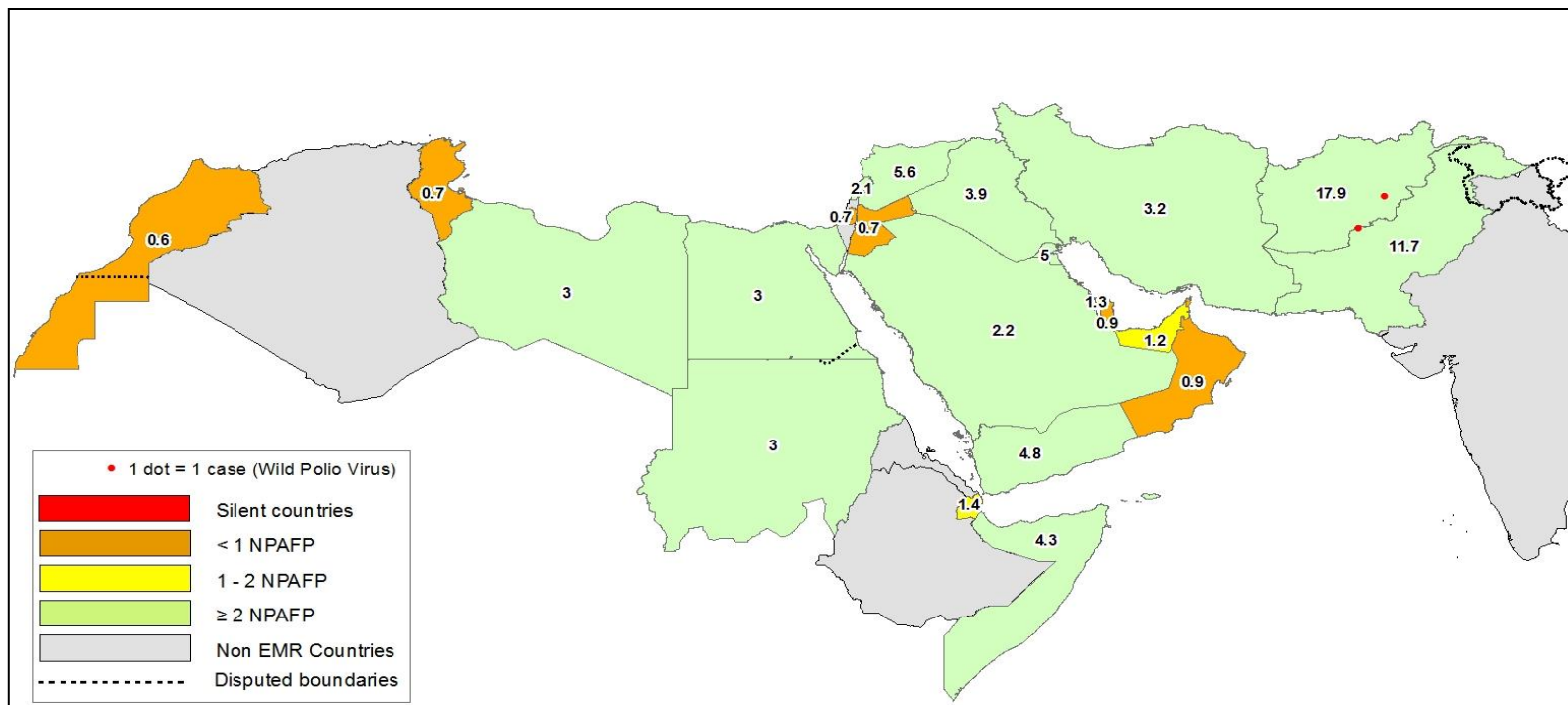


Figure 2: Percent of AFP cases with Adequate Samples & Compatible Cases in EMR 01/01/2021 - 26/09/2021

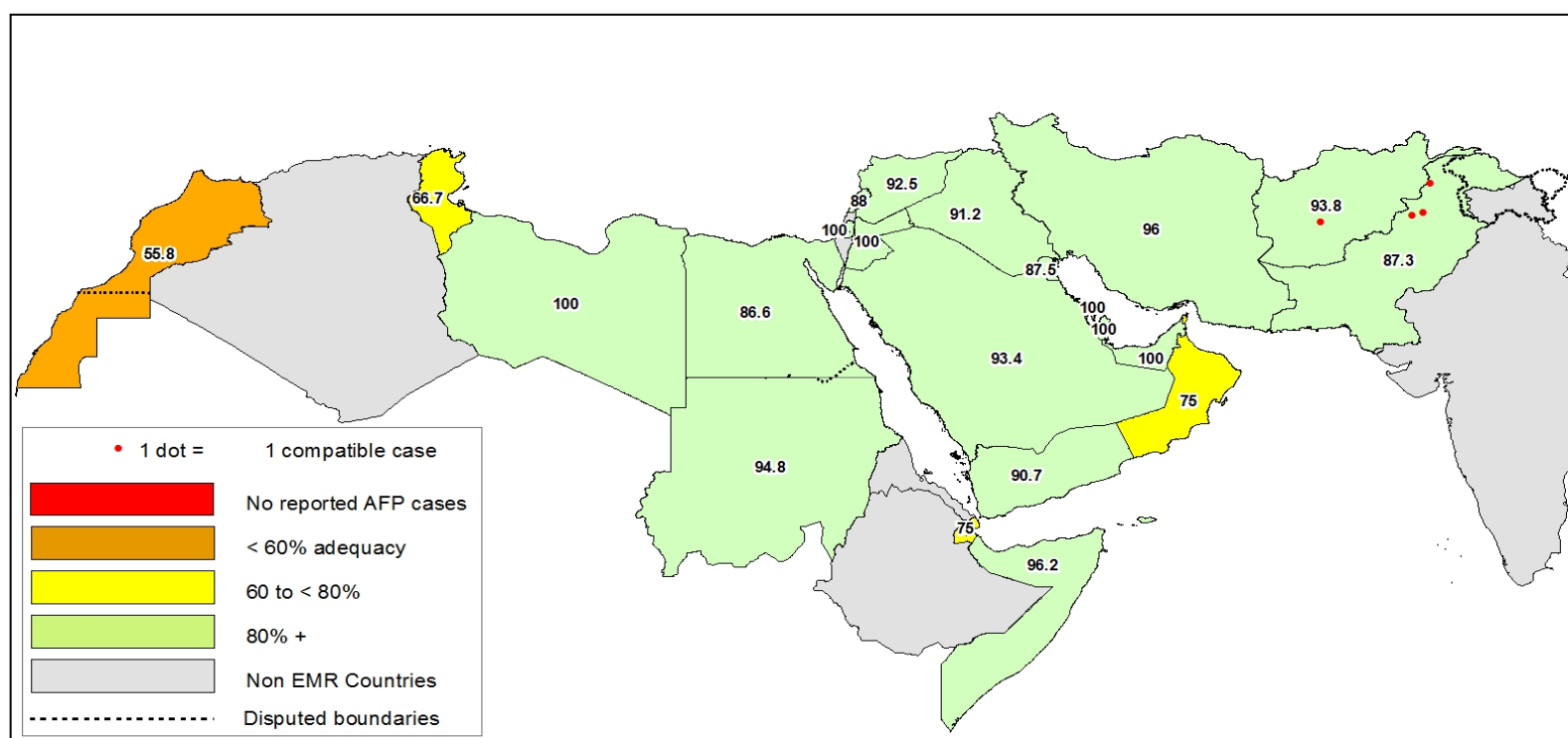


Table 8: Wild polio cases by country and date of onset of paralysis in EMR, 2020 - 2021

Year	COUNTRY	Count	First Case	Last Case
2020	AFG	56	4-Jan-20	19-Oct-20
	PAK	84	1-Jan-20	23-Nov-20
2020 Total		140	1-Jan-20	23-Nov-20
2021	AFG	1	1-Jan-21	1-Jan-21
	PAK	1	27-Jan-21	27-Jan-21
2021 Total		2	1-Jan-21	27-Jan-21

Figure 3: Non Polio AFP rate by Province in Afghanistan & by District in Pakistan 01/01/2021 - 26/09/2021

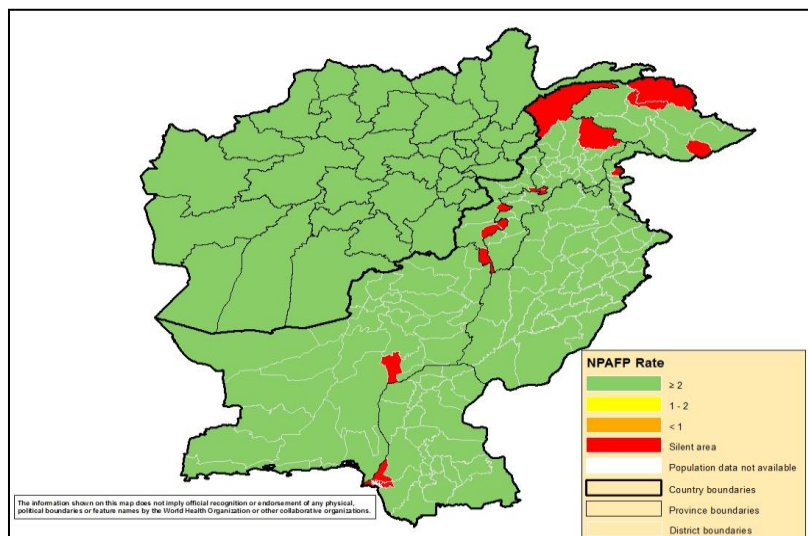


Figure 4: Percent of AFP cases with Adequate Samples in Afghanistan by Province & Pakistan by District 01/01/2021 - 26/09/2021

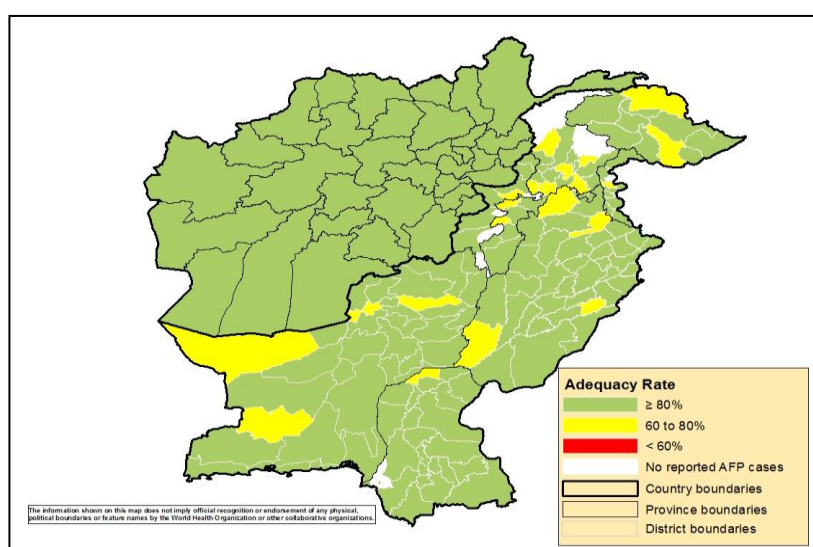
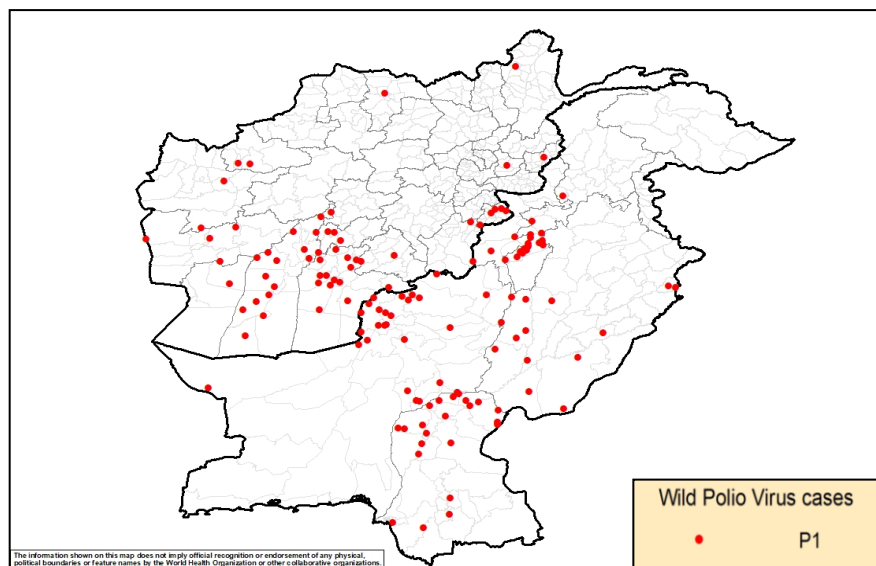
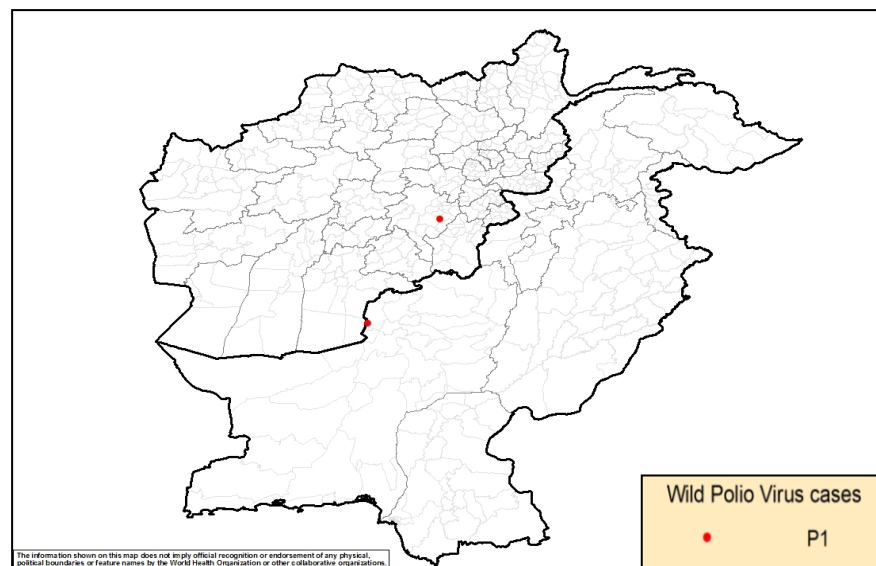


Figure 5: Wild Virus Cases by Type & District in Afghanistan & Pakistan

5(a) 01/01/2020 - 31/12/2020



5(b) 01/01/2021 - 26/09/2021



World Health Organization – Regional Office for Eastern Mediterranean

AFP SURVEILLANCE

Week 38, ending 26 September 2021

27-Sep-21

Number 1199

Table 9: Wild Polio cases by district and date of onset of paralysis, Afghanistan 2020-2021

ONSETYR	PROVINCE	DISTRICT	Count	First case	Last case
2020	BALKH	DEHDADI	1	15-Mar-20	15-Mar-20
	HIRAT	PASHTUNZARGHUN	1	29-Jun-20	29-Jun-20
		SHINDAND	1	21-Mar-20	21-Mar-20
	FARAH	BALABULUK	2	11-May-20	17-May-20
		ANARDARA	1	6-May-20	6-May-20
		BAKWA	1	4-Feb-20	4-Feb-20
	BADGHIS	QALA-E-NAW	1	5-Sep-20	5-Sep-20
		QADIS	1	13-May-20	13-May-20
	KUNAR	SHIGAL WA SHEL TAN	1	5-Mar-20	5-Mar-20
	LAGHMAN	MEHTARLAM	1	10-Feb-20	10-Feb-20
	PAKTIKA	NAKA	1	12-Aug-20	12-Aug-20
	KHOST	NADIRSHAHKOT	1	7-Sep-20	7-Sep-20
		BAK	2	3-Sep-20	7-Sep-20
		SABARI	1	8-Aug-20	8-Aug-20
		SPERA	1	1-Aug-20	1-Aug-20
	KANDAHAR	MARUF	1	14-Oct-20	14-Oct-20
		KANDAHAR	3	22-Jun-20	13-Sep-20
		ZHERAY	3	20-Jul-20	24-Aug-20
		SPINBOLDAK	1	25-Jul-20	25-Jul-20
		PANJWAYI	1	10-Jun-20	10-Jun-20
		SHAHWALIKOT	3	4-Mar-20	6-Jun-20
		NESH	1	23-May-20	23-May-20
		GHORAK	1	19-Mar-20	19-Mar-20
	ZABUL	QALAT	1	6-Aug-20	6-Aug-20
		ARGHANDAB	1	14-Jul-20	14-Jul-20
		MIZAN	1	21-Jan-20	21-Jan-20
	HILMAND	NAD-E-ALI	2	1-May-20	19-Oct-20
		WASHER	3	4-Jan-20	19-Oct-20
		BAGHRAN	2	16-Jul-20	4-Sep-20
		KAJAKI	2	10-Jun-20	27-Jul-20
		REG	4	25-May-20	3-Jun-20
		DEH-E-SHU	1	27-May-20	27-May-20
NAWZAD		1	11-May-20	11-May-20	
SANGIN		1	7-May-20	7-May-20	
URUZGAN	SHAHID-E-HASSAS	3	14-Jun-20	12-Jul-20	
	TIRINKOT	1	28-May-20	28-May-20	
NIMROZ	KHASHROD	1	28-Feb-20	28-Feb-20	
BADAKHSHAN	YAWAN	1	10-Mar-20	10-Mar-20	
2020 Total			56	4-Jan-20	19-Oct-20
2021	GAZNI	ANDAR	1	1-Jan-21	1-Jan-21
2021 Total			1	1-Jan-21	1-Jan-21

World Health Organization – Regional Office for Eastern Mediterranean

AFP SURVEILLANCE

Week 38, ending 26 September 2021

27-Sep-21

Number 1199

Table 10: Wild Polio cases by district and date of onset of paralysis, Pakistan 2020-2021

ONSETYR	PROVINCE	DISTRICT	Count	First case	Last case	
2020	KHYBER PAKHTUNKHWA	PESHAWAR	1	13-Jul-20	13-Jul-20	
		WAZIR-S	2	21-Feb-20	8-Jun-20	
		BANNU	1	27-Apr-20	27-Apr-20	
		TANK	4	11-Jan-20	15-Mar-20	
		KARAK	2	20-Jan-20	13-Mar-20	
		LAKKIMRWT	12	2-Jan-20	9-Mar-20	
	BALOCHISTAN	KABDULAH	3	11-May-20	23-Nov-20	
		QUETTA	5	17-Jul-20	5-Nov-20	
		MASTUNG	1	15-Oct-20	15-Oct-20	
		PISHIN	6	31-Jan-20	3-Oct-20	
		KSAIFULAH	1	1-Sep-20	1-Sep-20	
		CHAGHAI	1	4-Jun-20	4-Jun-20	
		DUKKI	1	26-May-20	26-May-20	
		JHALMAGSI	1	19-Apr-20	19-Apr-20	
		ZHOB	2	22-Feb-20	13-Apr-20	
		NSIRABAD	2	3-Jan-20	13-Apr-20	
		SOHBATPUR	1	12-Feb-20	12-Feb-20	
		JAFARABAD	1	12-Feb-20	12-Feb-20	
		SIBI	1	7-Feb-20	7-Feb-20	
		PUNJAB	LAYYAH	1	21-Oct-20	21-Oct-20
	MUZFARGARH		1	4-Oct-20	4-Oct-20	
	VEHARI		1	16-Sep-20	16-Sep-20	
	DGKHAN		5	18-Jan-20	14-Sep-20	
	BAHAWALPUR		2	17-Aug-20	5-Sep-20	
	RYKHAN		1	1-Sep-20	1-Sep-20	
	LAHORE		2	12-Jun-20	24-Jul-20	
	RAJANPUR		1	2-Jun-20	2-Jun-20	
	SINDH	JACOBABAD	4	7-Feb-20	14-Jul-20	
		GHOTKI	4	2-Mar-20	9-Jul-20	
		KHILANDHI	1	9-Jun-20	9-Jun-20	
		LARKANA	1	21-May-20	21-May-20	
		KAMBAR	3	8-Jan-20	11-Apr-20	
		KHAIRPUR	1	27-Mar-20	27-Mar-20	
		NFEROZ	2	8-Feb-20	22-Feb-20	
		SHIKARPUR	1	11-Feb-20	11-Feb-20	
		KASHMORE	2	16-Jan-20	3-Feb-20	
		SUJAWAL	1	7-Jan-20	7-Jan-20	
		T.ALLAHYAR	1	7-Jan-20	7-Jan-20	
	BADIN	1	1-Jan-20	1-Jan-20		
	2020 Total			84	1-Jan-20	23-Nov-20
	2021	BALOCHISTAN	KABDULAH	1	27-Jan-21	27-Jan-21
2021 Total			1	27-Jan-21	27-Jan-21	

World Health Organization – Regional Office for Eastern Mediterranean

AFP SURVEILLANCE

27-Sep-21

Week 38, ending 26 September 2021

Number 1199

Table 11: Circulating VDPV2 cases and date of onset of paralysis in EMR countries by provinces 2020-2021

YEAR	COUNTRY	PROVINCE	Count	First Case	Last Case	
2021	AFG	FARAH	5	1-Jan-21	16-Apr-21	
		LOGAR	1	19-Feb-21	19-Feb-21	
		KANDAHAR	1	16-Feb-21	16-Feb-21	
		WARDAK	3	3-Mar-21	9-Jul-21	
		HIRAT	5	20-Feb-21	11-Apr-21	
		BADGHIS	7	12-Jan-21	9-Jun-21	
		FARYAB	2	28-Jan-21	26-Mar-21	
		HILMAND	2	5-Jan-21	11-Mar-21	
		GHAZNI	8	8-Jan-21	12-May-21	
		ZABUL	9	7-Jan-21	4-Apr-21	
		PAK	KHYBER PAKHTUNKHWA	1	14-Jan-21	14-Jan-21
			PUNJAB	1	7-Jan-21	7-Jan-21
			SINDH	2	5-Jan-21	7-Jan-21
BALUCHISTAN	4		2-Jan-21	23-Apr-21		
Total 2021			51	1-Jan-21	9-Jul-21	
2020	SOM	LOWER JUBA	1	29-Aug-20	29-Aug-20	
		AWDAL	1	1-Aug-20	1-Aug-20	
		GALBEED	1	29-Sep-20	29-Sep-20	
		HIRAN	1	18-Oct-20	18-Oct-20	
		MIDDLE SHABELLE	1	17-Jul-20	17-Jul-20	
		BAY	2	3-Sep-20	25-Oct-20	
		BANADIR	7	18-Jun-20	30-Sep-20	
		SUD	SOUTH DARFUR	3	7-Mar-20	18-Dec-20
			NORTH DARFUR	2	26-Nov-20	13-Dec-20
			EAST DARFUR	3	12-May-20	24-Jul-20
			KHARTOUM	4	15-Jul-20	16-Nov-20
			KASSALA	11	28-Jul-20	6-Nov-20
			GEZIRA	5	9-Jul-20	19-Sep-20
	RIVER NILE		5	29-Jun-20	27-Sep-20	
	RED SEA		8	29-Apr-20	29-Nov-20	
	WEST DARFUR		1	19-May-20	19-May-20	
	BLUE NILE		4	7-Aug-20	26-Nov-20	
	SOUTH KORDOFAN		2	20-Nov-20	25-Nov-20	
	NORTH KORDOFAN		3	29-Aug-20	2-Dec-20	
	SENNAR		1	16-Aug-20	16-Aug-20	
	WHITE NILE	3	15-Jun-20	22-Aug-20		
	GEDARIF	3	1-Apr-20	1-Aug-20		
	AFG	FARAH	17	1-Jun-20	27-Dec-20	
		BALKH	2	29-Oct-20	3-Nov-20	
		BADGHIS	10	1-Nov-20	27-Dec-20	
		FARYAB	1	18-Oct-20	18-Oct-20	
		SAMANGAN	1	1-Nov-20	1-Nov-20	
		HIRAT	2	10-Aug-20	15-Aug-20	
		LOGAR	4	20-Aug-20	18-Nov-20	
		KANDAHAR	75	4-Aug-20	30-Dec-20	
		HILMAND	40	1-Aug-20	24-Dec-20	
		JAWZIAN	3	4-Aug-20	21-Nov-20	
		KABUL	7	6-Jul-20	12-Oct-20	
		NURISTAN	2	21-Jun-20	13-Jul-20	
		NIMROZ	3	6-Jul-20	8-Aug-20	
		KHOST	17	5-Jul-20	19-Oct-20	
		PAKTYA	5	18-Jun-20	25-Oct-20	
		KUNDUZ	3	28-Aug-20	3-Oct-20	
		PAKTIKA	5	25-Aug-20	7-Oct-20	
		GHAZNI	7	29-Aug-20	26-Dec-20	
		BADAKHSHAN	1	23-Apr-20	23-Apr-20	
		LAGHMAN	14	20-May-20	23-Sep-20	
		TAKHAR	1	20-Sep-20	20-Sep-20	
		ZABUL	12	17-Sep-20	15-Nov-20	
		GHOR	1	14-Nov-20	14-Nov-20	
		URUZGAN	15	28-Aug-20	22-Dec-20	
		PARWAN	1	4-Sep-20	4-Sep-20	
		WARDAK	5	6-Sep-20	22-11-20	
		KUNAR	9	6-Apr-20	29-Sep-20	
		NANGARHAR	45	5-Feb-20	21-Sep-20	
		PAK	SINDH	45	2-May-20	28-Nov-20
BALUCHISTAN			23	29-Feb-20	24-Dec-20	
PUNJAB			25	5-Feb-20	5-Nov-20	
KHYBER PAKHTUNKHWA			42	2-Jan-20	24-May-20	
Total 2020			515	2-Jan-20	30-Dec-20	

VDPV2 isolates, EMR countries, 2021

