



Table 1: Acute Flaccid Paralysis (AFP) cases by week of onset

Country	Reported AFP cases by week of onset - Week (03/11)/ Ending on : (23/01/2011)														
	Total AFP 2009	Total AFP 2010	Total AFP to date, 2011	W44 07 Nov 10	W45 14 Nov 10	W46 21 Nov 10	W47 28 Nov 10	W48 05 Dec 10	W49 12 Dec 10	W50 19 Dec 10	W51 26 Dec 10	W52 02 Jan 11	W01 09 Jan 11	W02 16 Jan 11	W03 23 Jan 11
Afghanistan	1477	1568	56	29	18	32	13	20	31	25	29	25	23	23	0
Bahrain	7	10	0	0	0	1	1	0	0	0	1	1	0	0	
Djibouti	6	3	1	0	0	0	0	0	0	0	0	0	0	1	
Egypt	1126	1150	65	35	20	22	14	19	19	27	29	30	28	23	3
Iran	548	624	35	12	5	12	18	13	19	14	17	16	16	11	1
Iraq	412	485	8	10	8	9	7	10	18	6	17	6	5	1	
Jordan ****	31	40	0	1	0	0	0	2	1	2	0				
Kuwait	25	24	1	1	2	0	0	2	1	0	0	0	0	1	0
Lebanon ****	8	20	0	0	1	0	0	0	0	0	0	0	0	0	
Libya	44	45	1	0	1	0	0	2	3	2	1	0	1	0	0
Morocco	115	100	1	1	2	4	1	7	4	1	2	0	1	0	
Oman	19	33	2	2	1	0	0	2	1	1	0	1	1	1	0
Pakistan	5163	5339	82	94	82	92	91	102	83	76	76	75	44	21	1
Palestine ****	18	15	2	2	0	1	1	0	0	2	1	0	2	0	0
Qatar	4	5	0	0	0	0	1	0	0	0	0	0	0	0	0
Saudi Arabia	195	238	19	7	2	3	6	5	7	6	8	13	6	7	0
Somalia	162	164	7	5	2	6	3	5	6	1	4	2	4	2	
Sudan	425	408	12	7	3	7	4	7	8	5	3	5	9	2	0
South Sudan	199	310	2	6	4	3	4	8	7	2	2	5	1	0	
Syria ****	203	194	7	2	4	2	6	2	4	10	2	7	2	2	0
Tunisia	40	56	0	4	1	1	1	6	2	1	1	0			
U.A.E	17	18	0	0	0	0	1	0	0	1	0	0	0	0	0
Yemen	366	429	26	17	8	7	8	6	7	9	3	7	7	16	
Total EMR	10610	11278	327	235	164	202	180	218	221	191	197	192	150	111	5

No data = No report received

Table 2: Confirmed polio cases by month of onset

Country	Total year 2009	Total year 2010	Up to 23/01		Confirmed polio cases by month of onset											
			2010	2011	February 2010	March 2010	April 2010	May 2010	June 2010	July 2010	August 2010	September 2010	October 2010	November 2010	December 2010	January 2011
Afghanistan	38	25	4	0	2	0	2	3	0	1	5	1	2	3	1	
Bahrain	0	0	0	0	0	0	0	0	0	0	0	0	0	0	0	
Djibouti	0	0	0	0	0	0	0	0	0	0	0	0	0	0	0	
Egypt	0	0	0	0	0	0	0	0	0	0	0	0	0	0	0	
Iran	0	0	0	0	0	0	0	0	0	0	0	0	0	0	0	
Iraq	0	0	0	0	0	0	0	0	0	0	0	0	0	0	0	
Jordan ****	0	0	0	0	0	0	0	0	0	0	0	0	0	0	0	
Kuwait	0	0	0	0	0	0	0	0	0	0	0	0	0	0	0	
Lebanon ****	0	0	0	0	0	0	0	0	0	0	0	0	0	0	0	
Libya	0	0	0	0	0	0	0	0	0	0	0	0	0	0	0	
Morocco	0	0	0	0	0	0	0	0	0	0	0	0	0	0	0	
Oman	0	0	0	0	0	0	0	0	0	0	0	0	0	0	0	
Pakistan	89	144	4	1	4	2	8	5	6	6	15	41	29	15	7	1
Palestine ****	0	0	0	0	0	0	0	0	0	0	0	0	0	0	0	
Qatar	0	0	0	0	0	0	0	0	0	0	0	0	0	0	0	
Saudi Arabia	0	0	0	0	0	0	0	0	0	0	0	0	0	0	0	
Somalia	0	0	0	0	0	0	0	0	0	0	0	0	0	0	0	
Sudan	5	0	0	0	0	0	0	0	0	0	0	0	0	0	0	
South Sudan	40	0	0	0	0	0	0	0	0	0	0	0	0	0	0	
Syria ****	0	0	0	0	0	0	0	0	0	0	0	0	0	0	0	
Tunisia	0	0	0	0	0	0	0	0	0	0	0	0	0	0	0	
U.A.E	0	0	0	0	0	0	0	0	0	0	0	0	0	0	0	
Yemen	0	0	0	0	0	0	0	0	0	0	0	0	0	0	0	
Total EMR	172	169	8	1	6	2	10	8	6	7	20	42	31	18	8	1

**** UNRWA cases are included with those of country of residence



Table 3: Investigation of AFP cases with paralysis onset in 2010 & 2011 (up to week 03 ending 23 January 2011)

COUNTRY	2010												2011												Latest line List Date						
	AFP									Specimen			Wild isolates			AFP										Specimen			Wild isolates		
	Total AFP cases onset 2010	Case classification					Non polio AFP rate **	AFP cases pending classification > 90 days from onset of paralysis	AFP cases pending classification and lab > 90 days from onset of paralysis	% with *** adequate specimens	Wild P1 Poliovirus	Wild P3 Poliovirus	Total AFP cases onset 2011	Case classification					Non polio AFP rate **	AFP cases pending classification > 90 days from onset of paralysis	AFP cases pending classification and lab > 90 days from onset of paralysis	% with *** adequate specimens	Wild P1 Poliovirus	Wild P3 Poliovirus							
		Total Confirmed Polio Cases *	Polio Compatible	Pending Classification	Discarded (non polio AFP)	VDPV								Total Confirmed Polio Cases *	Polio Compatible	Pending Classification	Discarded (non polio AFP)	VDPV													
Afghanistan	1568	25	5	25	1509	4	9.06	0	0	92.79	17	8	56	0	0	45	11	0	5.1	0	0	91.07	0	0	23/01/2011						
Bahrain	10	0	0	4	6	0	4.87	0	0	80.00	0	0	0	0	0	0	0	0	0	0	0	0	0	0	17/01/2011						
Djibouti	3	0	0	1	2	0	1.23	1	0	33.33	0	0	1	0	0	1	0	0	5.51	0	0	100.00	0	0	20/01/2011						
Egypt	1150	0	0	10	1140	0	3.74	0	0	94.96	0	0	65	0	0	61	4	0	3.36	0	0	95.38	0	0	23/01/2011						
Iran	624	0	0	31	593	0	3.53	4	4	90.22	0	0	35	0	0	27	8	0	3.14	0	0	65.71	0	0	16/01/2011						
Iraq	485	0	0	29	456	0	3.36	1	1	87.63	0	0	8	0	0	8	0	0	0.88	0	0	100.00	0	0	15/01/2011						
Jordan	40	0	0	7	33	0	1.76	0	0	95.00	0	0	0	0	0	0	0	0	0	0	0	0	0	0	30/12/2010						
Kuwait	24	0	0	0	24	0	3.33	0	0	100.00	0	0	1	0	0	1	0	0	2.2	0	0	0.00	0	0	23/01/2011						
Lebanon	20	0	0	6	14	0	1.81	4	3	45.00	0	0	0	0	0	0	0	0	0	0	0	0	0	0	17/01/2011						
Libya	45	0	0	4	41	0	2.20	0	0	100.00	0	0	1	0	0	1	0	0	0.78	0	0	100.00	0	0	23/01/2011						
Morocco	100	0	0	12	88	0	1.01	2	1	78.00	0	0	1	0	0	1	0	0	0.16	0	0	100.00	0	0	21/01/2011						
Oman	33	0	0	0	33	0	4.28	0	0	87.88	0	0	2	0	0	1	1	0	4.12	0	0	100.00	0	0	23/01/2011						
Pakistan	5339	144	8	137	5050	0	6.28	45	19	88.76	120	24	82	1	0	66	15	0	1.56	0	0	84.15	1	0	22/01/2011						
Palestine	15	0	0	0	15	0	0.95	0	0	100.00	0	0	2	0	0	2	0	0	1.97	0	0	100.00	0	0	23/01/2011						
Qatar	5	0	0	1	4	0	2.14	0	0	80.00	0	0	0	0	0	0	0	0	0	0	0	0	0	0	23/01/2011						
Saudi Arabia	238	0	0	41	197	0	2.82	0	0	97.06	0	0	19	0	0	19	0	0	3.5	0	0	100.00	0	0	23/01/2011						
Somalia	164	0	0	3	157	4	3.38	0	0	99.39	0	0	7	0	0	7	0	0	2.22	0	0	100.00	0	0	21/01/2011						
Sudan	408	0	0	2	406	0	2.83	0	0	97.30	0	0	12	0	0	11	1	0	1.29	0	0	100.00	0	0	23/01/2011						
South Sudan	310	0	0	18	292	0	4.03	6	1	92.26	0	0	2	0	0	2	0	0	0.42	0	0	50.00	0	0	21/01/2011						
Syria	194	0	0	9	184	1	2.02	0	0	95.36	0	0	7	0	0	7	0	0	1.16	0	0	100.00	0	0	23/01/2011						
Tunisia	56	0	0	1	55	0	2.18	0	0	94.64	0	0	0	0	0	0	0	0	0	0	0	0	0	0	07/01/2011						
U.A.E	18	0	0	2	16	0	1.78	0	0	100.00	0	0	0	0	0	0	0	0	0	0	0	0	0	0	23/01/2011						
Yemen	429	0	0	81	348	0	3.86	16	15	96.50	0	0	26	0	0	26	0	0	3.74	0	0	73.08	0	0	22/01/2011						
EMR	11278	169	13	424	10663	9	4.60	79	44	91.08	137	32	327	1	0	286	40	0	2.14	0	0	87.16	1	0							
EMR 2009	10610	172	29	0	10401	8	4.40	0	0	91.06	122	52																			

* Confirmed polio cases refer to wild isolation from AFP cases or from contacts of negative index AFP cases

** Non-polio AFP per 100,000 children <15 years

*** Adequate here refers to two stool specimens collected at least 24 hours apart, within 14 days of paralysis of onset

**** AFP cases co infected with P1 and P3 are counted separately as wild isolates



Table 4: Investigation of contacts of AFP cases with paralysis onset in 2010 (up to week 03 ending 23 January 2011)

Country	No. of AFP cases	No. of eligible AFP cases for contact sampling*	% of eligible AFP cases with contact samplings	% of eligible AFP cases with 3+ contacts	Total number of Contacts**	% of contacts under 5 years	% of contacts with specimens collected within 7 days of notification of index	% Contact specimens in lab within 3 days of collection	% Contact specimens positive for NPEV	% Contact specimens positive for Sabin like virus	No. of contacts positive for wild virus	% of wild polio virus isolation from contacts	No. of Contacts positive for VDPVs	No. of -ve index AFP cases identified positive by contact	No. of district identified infected from contacts
Afghanistan	56	5	20.0	20.0	8	100.0	75.0	0.0	0.0	0.0	0	0.0		0	0
Bahrain											0				0
Djibouti	1	0			0						0			0	0
Egypt	65	5	40.0	40.0	15	80.0	100.0	100.0	0.0	0.0	0	0.0		0	0
Iran	35	12	0.0	0.0	0						0			0	0
Iraq	8	0			0						0			0	0
Jordan											0				0
Kuwait	1	1	0.0	0.0	0						0			0	0
Lebanon											0				0
Libya	1	0			0						0			0	0
Morocco	1	0			0						0			0	0
Oman	2	0			0						0			0	0
Pakistan	82	13	0.0	0.0	3	100.0	100.0				0			0	0
Palestine	2	0			0						0			0	0
Qatar											0				0
Saudi Arabia	19	0			0						0			0	0
Somalia	7	0			18	88.9	100.0				0			0	0
Sudan	12	0			3	100.0	66.7	0.0	0.0	0.0	0	0.0		0	0
South Sudan	2	1	100.0	100.0	3	66.7	66.7				0			0	0
Syria	7	0			0						0			0	0
Tunisia											0				0
U.A.E.											0				0
Yemen	26	7	0.0	0.0	9	66.7	100.0				0			0	0
Total 2011	327	44	9.1	9.1	59	84.7	93.2	42.9	0.0	0.0	0	0.0		0	0
Total 2010	11278	1032	79.5	74.9	4941	83.2	71.1	53.2	19.3	3.4	13	0.3	7	8	4

* Eligible refers to AFP cases with inadequate stool specimens

** Total number of contacts from eligible AFP cases and from other AFP cases as per with country criteria for contact sampling

Last wild contacts in EMRO, 01/01/2010 - 31/12/2010

Year	Country	Data	Date of Most Recent stool collection
2010	Pakistan	6	24/11/2010
	Afghanistan	7	02/11/2010
2010 Total		13	24/11/2010



Table 5: Laboratory investigation of AFP cases with paralysis onset in 2010 (up to week 03 ending 23 January 2011)

Country	Polio laboratories Sequencing performed by CDC and RIVM laboratories	AFP cases with specimens	Preliminary virus isolation results of AFP cases						Poliovirus intratypic differentiation results #										Indicators				Latest report Date			
			Referred for ITD		NPEV only	Negative	Pending		Type 1			Type 2			Type 3			Discordant pending sequence	NPEV by PCR	Non-EV	Pending ITD	% specimens positive for NPEV*		% AFP cases with culture results within 14 days	% AFP cases with ITD results within 7 days	% AFP cases with ITD results within 45 days of onset**
			L20B+	L20B+INPEV			received < / = 14 days	received > 14 days ago	Wild	Sabin	VDPV	Wild	Sabin	VDPV	Wild	Sabin	VDPV									
Afghanistan	RRL Pakistan	39	1		4	9	25			1											13%	100%	100%	100%	22/01/2011	
Bahrain	PNL Oman																								23/01/2011	
Djibouti	NPL Kenya	1					1																		20/01/2011	
Egypt***	RRL Egypt	41				4	30	7													0%	100%		100%	23/01/2011	
Iran	NPL Iran	24				13	11														0%	100%		100%	22/01/2011	
Iraq	NPL Iraq, RRL Egypt	10					8	2																	15/01/2011	
Jordan	NPL Jordan, RRL Tunisia	1					1																		23/01/2011	
Kuwait	RRL Kuwait																				0%				24/01/2011	
Lebanon	RRL Egypt																								23/01/2011	
Libya	RRL Tunisia	1					1																		17/01/2011	
Morocco	NPL Morocco, RRL Tunisia	1					1																		21/01/2011	
Oman	NPL Oman	2				2															0%	100%		100%	23/01/2011	
Pakistan	RRL Pakistan	148	5		2	31	111		1	2										4	8%	100%	100%	100%	22/01/2011	
Palestine & UNRWA		2						2																	23/01/2011	
Qatar	NPL Oman																								23/01/2011	
Saudi Arabia	NPL Saudi Arabia, NPL Oman	14				4	10														0%	100%			23/01/2011	
Somalia	NPL Kenya	7					5	2																	21/01/2011	
Sudan	NPL Sudan, RRL Egypt	12				1	11														0%	100%			23/01/2011	
South Sudan	NPL Kenya	2					1	1																	21/01/2011	
Syria	NPL Syria, RRL Egypt																								18/01/2011	
Tunisia	RRL Tunisia																								17/01/2011	
U.A.E	NPL Oman																								23/01/2011	
Yemen	NPL Oman	1				1															0%	100%		100%	23/01/2011	
Total EMR 2011		306	6		6	65	216	14	1	3										4	6%	100%	100%	100%		
Total EMR 2010		11116	545	35	2036	8419	38	49	130	203			107	4	31	188					16%	94%	98%	97%		

* Specimens from all sources including non-AFP cases, excluding environmental samples

In 2009 two AFP cases one in Pakistan and one in Afghanistan had co infection P1 & P3

** This indicator reflects surveillance and laboratory activities

***Environmental surveillance initiated in Pakistan in August 2009 showed the following:

*** Environmental surveillance initiated in Egypt in September 2000 showed the following:

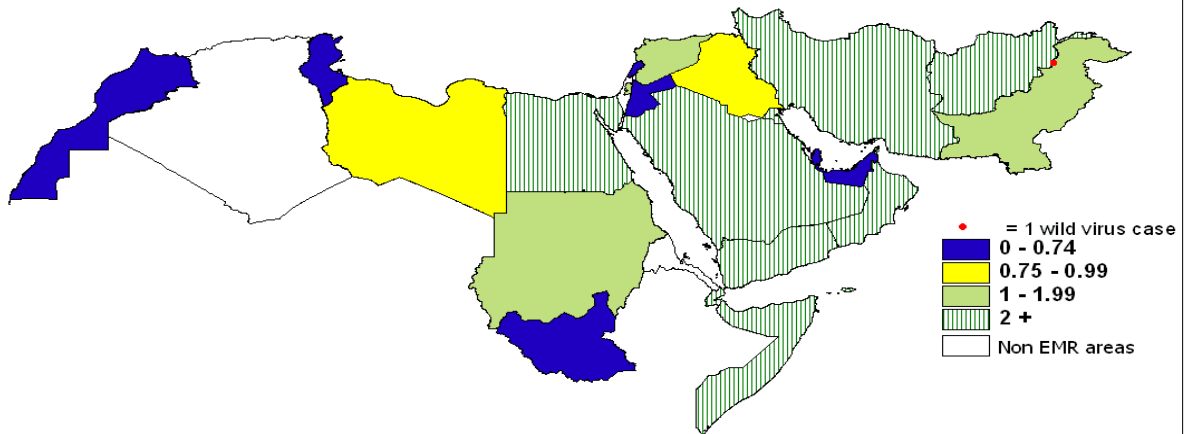
Year	2000	2001	2002	2003	2004	2005	2006	2007	2008	2009	2010	2011	Grand Total
Negative	52	55	136	299	469	499	492	458	444	481	401	1	3787
Pending											15	23	38
Wild	2	75	26	12	13	2			2				132
Grand Total	54	130	162	311	482	501	492	458	446	481	416	24	3957

In 2008, out of 446 samples, 2 positive for wild virus in Giza governorate (Al Haram Site) genomic sequence data indicate importation from Ethiopia / South Sudan & Cairo governorate (Al Haggana 2) genomic sequence data indicate nearest importation from India

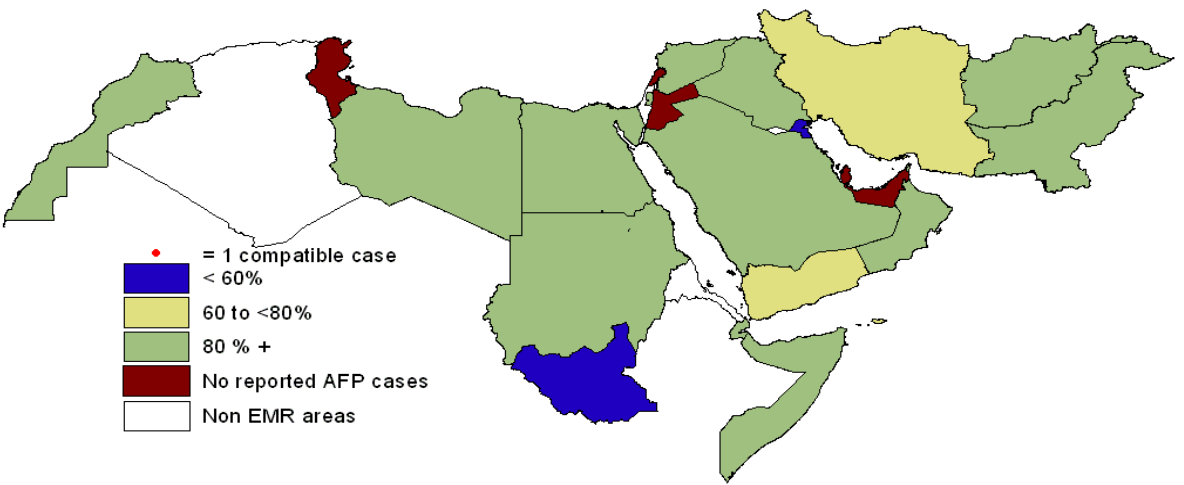
Year	2009				2010										2011						
	KHIBALIA TOWN	KHIGADAP TOWN	KHIGULSHANE-DEBAL TOWN	LAHORE	KHIBALIA TOWN	KHIGADAP TOWN	KHIGULSHANE-DEBAL TOWN	LAHORE	PESHAWAR	RAWALPINDI	QUETTA	MILTAN	KHIGADAP TOWN	KHIGULSHANE-DEBAL TOWN	LAHORE	PESHAWAR	QUETTA	MILTAN			
Negative	9	3	5	10	27	10	11	12	27	2	2	4	6	77							
Negative pending														2	2	2	1	1	2		
Wild	1	8	7	2	18	6	20	12	6	12	5	9	9	79							
Grand Total	10	11	12	12	45	16	31	24	33	14	7	13	18	156	2	2	2	1	1	2	10



Non polio AFP rate and wild virus in EMR, 01/01/2011-23/01/2011

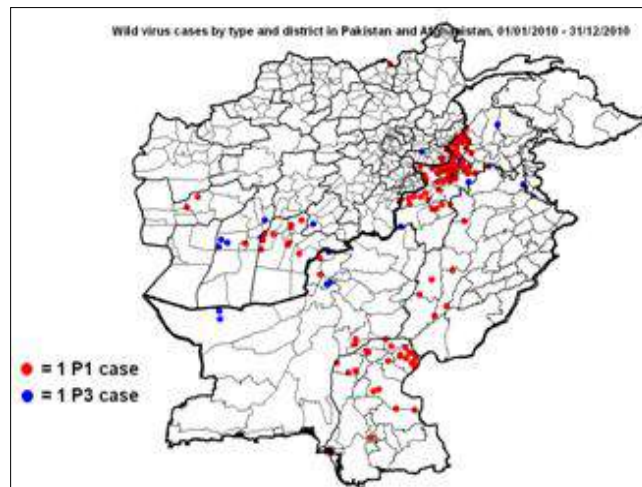
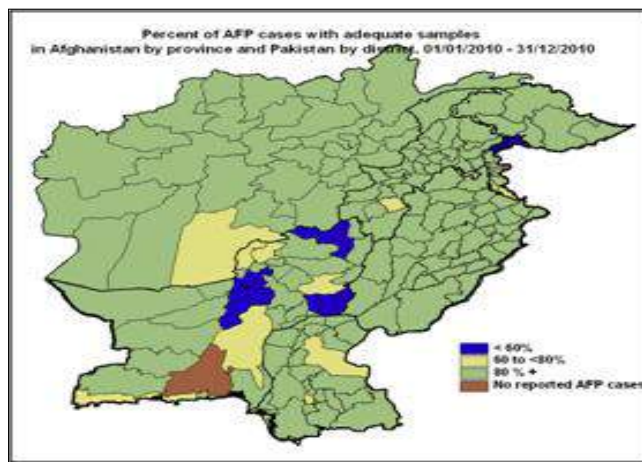
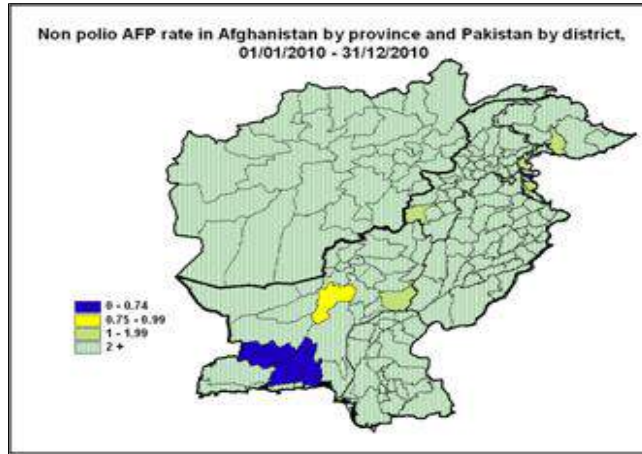


Percent of AFP cases with adequate samples and compatible cases in EMR, 01/01/2011- 23/01/2011



Wild polio cases by country and date of onset of paralysis in EMR, 2010-2011

Year	COUNTRY	P1			P3			Total Count	Total First Case	Total Last Case
		Count	First Case	Last Case	Count	First Case	Last Case			
2010	AFG	17	08/01/2010	25/12/2010	8	06/01/2010	11/04/2010	25	06/01/2010	25/12/2010
	PAK	120	01/01/2010	30/12/2010	24	07/01/2010	18/11/2010	144	01/01/2010	30/12/2010
2010 Total		137	01/01/2010	30/12/2010	32	06/01/2010	18/11/2010	169	01/01/2010	30/12/2010
2011	PAK	1	03/01/2011	03/01/2011				1	03/01/2011	03/01/2011
2011 Total		1	03/01/2011	03/01/2011				1	03/01/2011	03/01/2011





Wild Polio cases by district and date of onset of paralysis, Afghanistan 2010

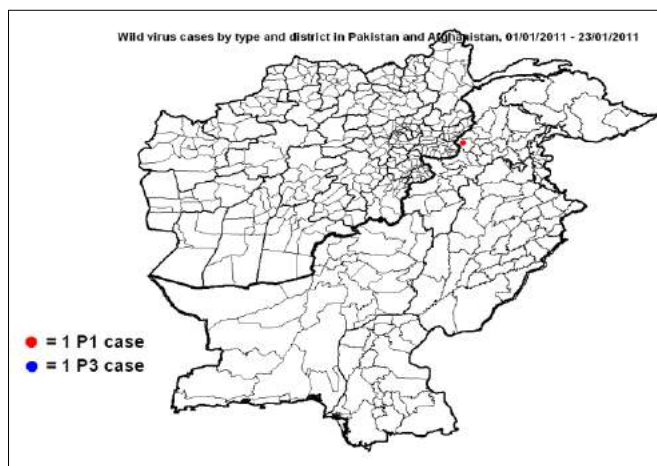
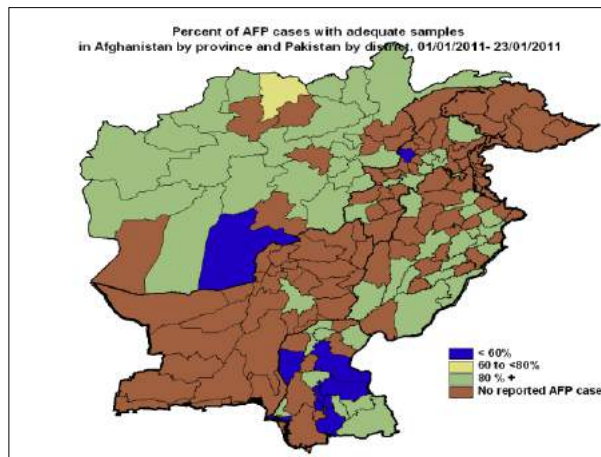
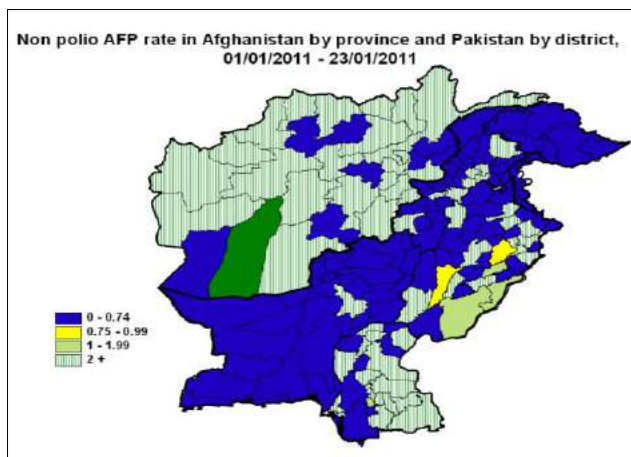
PROVINCE	DISTRICT	P1			P3		
		Count	First case	Last case	Count	First case	Last case
☐ KUNDUZ	IMAM SAHIB	1	13/08/2010	13/08/2010			
☐ FARAH	BALA BULUK	1	08/01/2010	08/01/2010			
	KHAKI SAFED	1	08/05/2010	08/05/2010			
☐ NANGARHAR	SURKH ROD				1	08/04/2010	08/04/2010
	SHINWAR	1	15/05/2010	15/05/2010			
	LAL PUR	1	02/11/2010	02/11/2010			
☐ KANDAHAR	KANDAHAR	2	25/08/2010	19/10/2010			
	MAYWAND	4	26/08/2010	11/10/2010	1	11/04/2010	11/04/2010
	SPIN BOLDAK	1	11/11/2010	11/11/2010			
	SHAH WALI KOT	3	23/05/2010	19/08/2010			
☐ ZABUL	MIZAN				1	26/02/2010	26/02/2010
☐ HILMAND	NAWAY_I_BARAKZAYI	1	01/11/2010	01/11/2010			
	NAD ALI				3	06/01/2010	27/02/2010
	SANGIN				1	24/01/2010	24/01/2010
	LASHKAR GAH	1	25/12/2010	25/12/2010	1	07/01/2010	07/01/2010
Grand Total		17	08/01/2010	25/12/2010	8	06/01/2010	11/04/2010

Bala Buluk P1 case (08/01/2010) was identified as wild by a positive contact with date of stool collection 10/01/2010
 Khaki Safed P1 case (08/05/2010) was identified as wild by a positive contact with date of stool collection 06/06/2010
 Maywand P1 case (26/08/2010) was identified as wild by a positive contact with date of stool collection 24/10/2010
 Kandahar P1 case (19/10/2010) was identified as wild by a positive contact with date of stool collection 02/11/2010

Wild Polio cases by district and date of onset of paralysis, Pakistan 2010

PROVINCE	DISTRICT	P1			P3		
		Count	First case	Last case	Count	First case	Last case
BALOCHISTAN	QUETTA				3	07/01/2010	17/02/2010
	PISHIN	1	29/12/2010	29/12/2010			
	CHAGHAI				2	09/03/2010	16/04/2010
	KABDULAH	2	30/04/2010	21/11/2010	1	08/04/2010	08/04/2010
	NSIRABAD	2	16/10/2010	26/11/2010			
	JAFARABAD	1	13/10/2010	13/10/2010			
PUNJAB	RAWALPINDI				1	24/06/2010	24/06/2010
	MIANWALI	1	21/09/2010	21/09/2010			
	DGKHAN	2	13/06/2010	01/09/2010			
	MUZFARGARH	3	26/08/2010	22/11/2010			
SINDH	HYDERABAD	1	03/09/2010	03/09/2010			
	SANGHAR	2	21/08/2010	06/10/2010			
	SUKKUR	1	26/09/2010	26/09/2010			
	GHOTKI	12	18/08/2010	25/10/2010			
	KHAIRPUR	2	21/09/2010	24/10/2010			
	SHIKARPUR	1	21/12/2010	21/12/2010			
	JACOBABAD	1	23/10/2010	23/10/2010			
	KASHMORE	1	28/09/2010	28/09/2010			
	KAMBAR	3	25/09/2010	25/10/2010			
	KHIGIQBAL				1	19/01/2010	19/01/2010
	KHIKORANGI	1	26/11/2010	26/11/2010			
	KHISITE	1	20/11/2010	20/11/2010			
KHYBER PAKHTOON	SWAT				1	05/02/2010	05/02/2010
	DIRUPPER	1	10/09/2010	10/09/2010			
	PESHAWAR	6	27/01/2010	15/11/2010	2	04/03/2010	25/05/2010
	CHARSADA	1	13/04/2010	13/04/2010			
	NOWSHERA	1	25/09/2010	25/09/2010			
	SWABI	1	19/09/2010	19/09/2010	1	16/06/2010	16/06/2010
	KOHAT	1	21/09/2010	21/09/2010	1	21/10/2010	21/10/2010
	HANGU	5	09/07/2010	23/12/2010			
	BANNU	1	12/10/2010	12/10/2010			
	LAKKIMRWT	3	24/04/2010	21/09/2010			
TANK	1	10/12/2010	10/12/2010				
FATA	BAJOUR	9	01/01/2010	20/10/2010	2	12/01/2010	24/02/2010
	KHYBER	25	27/02/2010	30/12/2010	8	24/05/2010	18/11/2010
	KURRAM	4	13/07/2010	18/09/2010			
	MOHMAND	13	15/04/2010	19/12/2010			
	ORAKZAI	3	28/08/2010	28/09/2010			
	WAZIR-N	7	07/04/2010	03/11/2010			
	WAZIR-S				1	20/07/2010	20/07/2010
Grand Total		120	01/01/2010	30/12/2010	24	07/01/2010	18/11/2010

Khyber P3 case (22/10/2010) was identified as wild by a positive contact with date of stool collection 03/11/2010
 Hyderabad P1 case (03/09/2010) was identified as wild by a positive contact with date of stool collection 18/10/2010
 Jacobabad P1 case (23/10/2010) was identified as wild by a positive contact with date of stool collection 13/11/2010
 Kambar P1 case (25/09/2010) was identified as wild by a positive contact with date of stool collection 24/11/2010



District RY Khan, Punjab Province, was identified as an infected district by isolating wild type P1 virus from a healthy child with date of stool collection 08/01/2011

Wild Polio cases by district and date of onset of paralysis, Pakistan 2011

PROVINCE	DISTRICT	P1		
		Count	First case	Last case
KHYBER PAKHTOON	MOHMAND	1	03/01/2011	03/01/2011
Grand Total		1	03/01/2011	03/01/2011