



Table 1: Acute Flaccid Paralysis (AFP) cases by week of onset

Country	Reported AFP cases by week of onset - Week (04 & 05/11)/ Ending on : (06/02/2011)														
	Total AFP 2009	Total AFP 2010	Total AFP to date, 2011	W46 21 Nov 10	W47 28 Nov 10	W48 05 Dec 10	W49 12 Dec 10	W50 19 Dec 10	W51 26 Dec 10	W52 02 Jan 11	W01 09 Jan 11	W02 16 Jan 11	W03 23 Jan 11	W04 30 Jan 11	W05 06 Feb 11
Afghanistan	1477	1569	131	31	13	20	32	25	30	25	28	27	26	35	5
Bahrain	7	10	0	1	1	0	0	0	1	1	0	0	0		
Djibouti	6	3	1	0	0	0	0	0	0	0	0	1			
Egypt	1126	1150	65	22	14	19	19	27	29	30	28	23	3		
Iran	548	624	35	12	18	13	19	14	17	16	16	11	1		
Iraq	412	489	29	8	8	10	19	7	18	7	8	6	8	5	
Jordan ****	31	40	0	0	0	2	1	2	0						
Kuwait	25	24	1	0	0	2	1	0	0	0	0	1	0		
Lebanon ****	8	20	1	0	0	0	0	0	0	0	0	0	1		
Libya	44	45	1	0	0	2	3	2	1	0	1	0	0		
Morocco	115	100	1	4	1	7	4	1	2	0	1	0			
Oman	19	33	2	0	0	2	1	1	1	0	1	1	0		
Pakistan	5163	5366	257	94	91	104	85	78	85	90	70	78	55	28	2
Palestine ****	18	15	2	1	1	0	0	2	1	0	2	0	0		
Qatar	4	5	0	0	1	0	0	0	0	0	0	0	0	0	
Saudi Arabia	195	238	19	3	6	5	7	6	8	13	6	7	0		
Somalia	162	164	14	6	3	5	6	1	4	2	4	3	2	3	1
Sudan	425	408	23	7	4	7	8	5	3	5	9	6	4	3	
South Sudan	199	310	7	3	4	8	7	2	2	6	1	2	2	0	
Syria ****	203	194	12	2	6	2	4	10	2	7	3	6	0		
Tunisia	40	56	0	1	1	6	2	1	1	0					
U.A.E	17	18	0	0	1	0	0	1	0	0	0	0	0		
Yemen	366	429	33	7	8	6	7	9	3	7	8	16	2	4	
<b>Total EMR</b>	<b>10610</b>	<b>11310</b>	<b>634</b>	<b>202</b>	<b>181</b>	<b>220</b>	<b>225</b>	<b>194</b>	<b>208</b>	<b>209</b>	<b>186</b>	<b>188</b>	<b>104</b>	<b>78</b>	<b>8</b>

No data = No report received

Table 2: Confirmed polio cases by month of onset

Country	Total year 2009	Total year 2010	Up to 06/02		Confirmed polio cases by month of onset											
			2010	2011	March 2010	April 2010	May 2010	June 2010	July 2010	August 2010	September 2010	October 2010	November 2010	December 2010	January 2011	February 2011
Afghanistan	38	25	5	1	0	2	3	0	1	5	1	2	3	1	1	
Bahrain	0	0	0	0	0	0	0	0	0	0	0	0	0	0		
Djibouti	0	0	0	0	0	0	0	0	0	0	0	0	0	0		
Egypt	0	0	0	0	0	0	0	0	0	0	0	0	0			
Iran	0	0	0	0	0	0	0	0	0	0	0	0	0			
Iraq	0	0	0	0	0	0	0	0	0	0	0	0	0			
Jordan ****	0	0	0	0	0	0	0	0	0	0	0	0	0			
Kuwait	0	0	0	0	0	0	0	0	0	0	0	0	0	0		
Lebanon ****	0	0	0	0	0	0	0	0	0	0	0	0	0	0		
Libya	0	0	0	0	0	0	0	0	0	0	0	0	0			
Morocco	0	0	0	0	0	0	0	0	0	0	0	0	0			
Oman	0	0	0	0	0	0	0	0	0	0	0	0	0	0		
Pakistan	89	144	7	3	2	8	5	6	6	15	41	29	15	7	3	
Palestine ****	0	0	0	0	0	0	0	0	0	0	0	0	0	0		
Qatar	0	0	0	0	0	0	0	0	0	0	0	0	0	0		
Saudi Arabia	0	0	0	0	0	0	0	0	0	0	0	0	0			
Somalia	0	0	0	0	0	0	0	0	0	0	0	0	0	0		
Sudan	5	0	0	0	0	0	0	0	0	0	0	0	0	0		
South Sudan	40	0	0	0	0	0	0	0	0	0	0	0	0	0		
Syria ****	0	0	0	0	0	0	0	0	0	0	0	0	0	0		
Tunisia	0	0	0	0	0	0	0	0	0	0	0	0	0	0		
U.A.E	0	0	0	0	0	0	0	0	0	0	0	0	0			
Yemen	0	0	0	0	0	0	0	0	0	0	0	0	0			
<b>Total EMR</b>	<b>172</b>	<b>169</b>	<b>12</b>	<b>4</b>	<b>2</b>	<b>10</b>	<b>8</b>	<b>6</b>	<b>7</b>	<b>20</b>	<b>42</b>	<b>31</b>	<b>18</b>	<b>8</b>	<b>4</b>	<b>0</b>

\*\*\*\* UNRWA cases are included with those of country of residence



World Health Organization – Regional Office for Eastern Mediterranean

AFP SURVEILLANCE

7-Feb-11

Week 04 & 05, ending 06 February 2011

Number 644

Table 3: Investigation of AFP cases with paralysis onset in 2010 & 2011 (up to week 04 & 05 ending 06 February 2011)

COUNTRY	2010												2011												Latest line List Date
	AFP									Specimen	Wild isolates		AFP									Specimen	Wild isolates		
	Total AFP cases onset 2010	Case classification					Non polio AFP rate **	AFP cases pending classification > 90 days from onset of paralysis	AFP cases pending classification and lab > 90 days from onset of paralysis		% with *** adequate specimens	Wild P1 Poliovirus	Wild P3 Poliovirus	Total AFP cases onset 2011	Case classification					Non polio AFP rate **	AFP cases pending classification > 90 days from onset of paralysis		AFP cases pending classification and lab > 90 days from onset of paralysis	% with *** adequate specimens	
		Total Confirmed Polio Cases *	Polio Compatible	Pending Classification	Discarded (non polio AFP)	VDPV				Total Confirmed Polio Cases *					Polio Compatible	Pending Classification	Discarded (non polio AFP)	VDPV							
Afghanistan	1569	25	5	13	1522	4	9.07	0	0	92.80	17	8	131	1	0	76	54	0	7.37	0	0	96.18	1	0	06/02/2011
Bahrain	10	0	0	3	7	0	4.87	0	0	80.00	0	0	0	0	0	0	0	0	0	0	0	0	0	0	24/01/2011
Djibouti	3	0	0	1	2	0	1.23	1	0	33.33	0	0	1	0	0	1	0	0	3.43	0	0	100.00	0	0	20/01/2011
Egypt	1150	0	0	10	1140	0	3.74	1	0	94.96	0	0	65	0	0	61	4	0	2.09	0	0	95.38	0	0	23/01/2011
Iran	624	0	0	31	593	0	3.53	6	5	90.22	0	0	35	0	0	27	8	0	1.95	0	0	65.71	0	0	16/01/2011
Iraq	489	0	0	10	479	0	3.39	0	0	87.32	0	0	29	0	0	17	12	0	1.98	0	0	100.00	0	0	03/02/2011
Jordan	40	0	0	7	33	0	1.76	2	0	95.00	0	0	0	0	0	0	0	0	0	0	0	0	0	0	30/12/2010
Kuwait	24	0	0	0	24	0	3.33	0	0	100.00	0	0	1	0	0	1	0	0	1.37	0	0	0.00	0	0	23/01/2011
Lebanon	20	0	0	6	14	0	1.81	5	3	45.00	0	0	1	0	0	1	0	0	0.89	0	0	0.00	0	0	27/01/2011
Libya	45	0	0	4	41	0	2.20	0	0	100.00	0	0	1	0	0	1	0	0	0.48	0	0	100.00	0	0	23/01/2011
Morocco	100	0	0	12	88	0	1.01	4	2	78.00	0	0	1	0	0	1	0	0	0.1	0	0	100.00	0	0	21/01/2011
Oman	33	0	0	0	33	0	4.28	0	0	87.88	0	0	2	0	0	1	1	0	2.56	0	0	100.00	0	0	23/01/2011
Pakistan	5366	144	11	97	5114	0	6.31	38	15	88.73	120	24	257	3	0	110	144	0	3.01	0	0	93.00	3	0	05/02/2011
Palestine	15	0	0	0	15	0	0.95	0	0	100.00	0	0	2	0	0	2	0	0	1.23	0	0	100.00	0	0	23/01/2011
Qatar	5	0	0	1	4	0	2.14	0	0	80.00	0	0	0	0	0	0	0	0	0	0	0	0	0	0	30/01/2011
Saudi Arabia	238	0	0	41	197	0	2.82	1	1	97.06	0	0	19	0	0	19	0	0	2.18	0	0	100.00	0	0	23/01/2011
Somalia	164	0	0	0	160	4	3.38	0	0	99.39	0	0	14	0	0	8	6	0	2.76	0	0	100.00	0	0	04/02/2011
Sudan	408	0	0	0	408	0	2.83	0	0	97.30	0	0	23	0	0	13	10	0	1.54	0	0	100.00	0	0	04/02/2011
South Sudan	310	0	0	14	296	0	4.03	9	2	92.26	0	0	7	0	0	5	2	0	0.9	0	0	100.00	0	0	04/02/2011
Syria	194	0	0	5	188	1	2.02	0	0	95.36	0	0	12	0	0	8	4	0	1.24	0	0	100.00	0	0	27/01/2011
Tunisia	56	0	0	1	55	0	2.18	0	0	94.64	0	0	0	0	0	0	0	0	0	0	0	0	0	0	07/01/2011
U.A.E	18	0	0	2	16	0	1.78	0	0	100.00	0	0	0	0	0	0	0	0	0	0	0	0	0	0	23/01/2011
Yemen	429	0	0	81	348	0	3.86	42	41	96.50	0	0	33	0	0	33	0	0	2.95	0	0	90.91	0	0	30/01/2011
EMR	11310	169	16	339	10777	9	4.62	109	69	91.04	137	32	634	4	0	385	245	0	2.56	0	0	93.22	4	0	
EMR 2009	10610	172	29	0	10401	8	4.40	0	0	91.06	122	52													

\* Confirmed polio cases refer to wild isolation from AFP cases or from contacts of negative index AFP cases

\*\* Non-polio AFP per 100,000 children <15 years

\*\*\* Adequate here refers to two stool specimens collected at least 24 hours apart, within 14 days of paralysis of onset

\*\*\*\* AFP cases co infected with P1 and P3 are counted separately as wild isolates



**Table 4: Investigation of contacts of AFP cases with paralysis onset in 2011 (up to week 04 & 05 ending 06 February 2011)**

Country	No. of AFP cases	No. of eligible AFP cases for contact sampling*	% of eligible AFP cases with contact samplings	% of eligible AFP cases with 3+ contacts	Total number of Contacts**	% of contacts under 5 years	% of contacts with specimens collected within 7 days of notification of index	% Contact specimens in lab within 3 days of collection	% Contact specimens positive for NPEV	% Contact specimens positive for Sabin like virus	No. of contacts positive for wild virus	% of wild polio virus isolation from contacts	No. of Contacts positive for VDPVs	No. of -ve index AFP cases identified positive by contact	No. of district identified infected from contacts
Afghanistan	131	5	60.0	60.0	18	100.0	88.9	62.5	0.0	0.0	0	0.0		0	0
Bahrain											0				0
Djibouti	1	0			0						0			0	0
Egypt	65	5	40.0	40.0	15	80.0	100.0	100.0	0.0	0.0	0	0.0		0	0
Iran	35	12	0.0	0.0	0						0			0	0
Iraq	29	0			0						0			0	0
Jordan											0				0
Kuwait	1	1	0.0	0.0	0						0			0	0
Lebanon	1	1	0.0	0.0	0						0			0	0
Libya	1	0			0						0			0	0
Morocco	1	0			0						0			0	0
Oman	2	0			0						0			0	0
Pakistan	257	18	44.4	44.4	30	100.0	90.0	100.0	22.2	11.1	0	0.0		0	0
Palestine	2	0			0						0			0	0
Qatar											0				0
Saudi Arabia	19	0			0						0			0	0
Somalia	14	0			27	92.6	100.0	16.7	16.7	5.6	0	0.0		0	0
Sudan	23	0			7	85.7	42.9	0.0	0.0	0.0	0	0.0		0	0
South Sudan	7	0			15	73.3	93.3	0.0	0.0	0.0	0	0.0		0	0
Syria	12	0			0						0			0	0
Tunisia											0				0
U.A.E.											0				0
Yemen	33	3	0.0	0.0	12	75.0	75.0				0			0	0
<b>Total 2011</b>	<b>634</b>	<b>45</b>	<b>28.9</b>	<b>28.9</b>	<b>124</b>	<b>89.5</b>	<b>89.5</b>	<b>41.7</b>	<b>10.4</b>	<b>4.2</b>	<b>0</b>	<b>0.0</b>		<b>0</b>	<b>0</b>
<b>Total 2010</b>	<b>11310</b>	<b>1039</b>	<b>80.4</b>	<b>75.8</b>	<b>5003</b>	<b>83.2</b>	<b>71.0</b>	<b>52.7</b>	<b>19.2</b>	<b>3.3</b>	<b>13</b>	<b>0.3</b>	<b>7</b>	<b>8</b>	<b>4</b>

\* Eligible refers to AFP cases with inadequate stool specimens

\*\* Total number of contacts from eligible AFP cases and from other AFP cases as per with country criteria for contact sampling

Last wild contacts in EMRO, 01/01/2010 - 31/12/2010

Year	Country	Data	Date of Most Recent stool collection
2010	Pakistan	6	24/11/2010
	Afghanistan	7	02/11/2010
<b>2010 Total</b>		<b>13</b>	<b>24/11/2010</b>



**Table 5: Laboratory investigation of AFP cases with paralysis onset in 2011 (up to week 04 & 05 ending 06 February 2011)**

Country	Polio laboratories  Sequencing performed by CDC and RIVM laboratories	AFP cases with specimens	Preliminary virus isolation results of AFP cases						Poliovirus intratypic differentiation results #										Indicators				Latest report Date			
			Referred for ITD		NPEV only	Negative	Pending		Type 1			Type 2			Type 3			Discordant pending sequence	NPEV by PCR	Non-EV	Pending ITD	% specimens positive for NPEV*		% AFP cases with culture results within 14 days	% AFP cases with ITD results within 7 days	% AFP cases with ITD results within 45 days of onset**
			L20B+	L20B+INPEV			received < / = 14 days	received > 14 days ago	Wild	Sabin	VDPV	Wild	Sabin	VDPV	Wild	Sabin	VDPV									
Afghanistan	RRL Pakistan	107	4		10	43	50		1	1						1				11%	100%	100%	100%	06/02/2011		
Bahrain	PNL Oman																							23/01/2011		
Djibouti	NPL Kenya	1					1																	20/01/2011		
Egypt***	RRL Egypt	41				4	37													0%	100%		100%	23/01/2011		
Iran	NPL Iran	49	1			37	10	1				1								0%	100%	100%	100%	05/02/2011		
Iraq	NPL Iraq, RRL Egypt	29			2	10	15	2												22%	100%			03/02/2011		
Jordan	NPL Jordan, RRL Tunisia	1				1														0%	100%			02/02/2011		
Kuwait	RRL Kuwait																			0%				24/01/2011		
Lebanon	RRL Egypt																							23/01/2011		
Libya	RRL Tunisia	3	1				1	1	1											0%	100%	100%	100%	25/01/2011		
Morocco	NPL Morocco, RRL Tunisia	1						1																21/01/2011		
Oman	NPL Oman	2				2														0%	100%		100%	23/01/2011		
Pakistan	RRL Pakistan	311	13	1	18	145	134		3	4					7			1		10%	100%	100%	100%	06/02/2011		
Palestine & UNRWA		2					2																	23/01/2011		
Qatar	NPL Oman																							23/01/2011		
Saudi Arabia	NPL Saudi Arabia, NPL Oman	20				12	4	4												0%	100%			30/01/2011		
Somalia	NPL Kenya	14	1		1	4	5	3				1								17%	17%		100%	04/02/2011		
Sudan	NPL Sudan, RRL Egypt	23			1	12	8	2												3%	100%			03/02/2011		
South Sudan	NPL Kenya	7				2	1	4												0%	0%		100%	04/02/2011		
Syria	NPL Syria, RRL Egypt	11				4	2	5												0%	100%			27/01/2011		
Tunisia	RRL Tunisia	1					1													0%				25/01/2011		
U.A.E	NPL Oman																							23/01/2011		
Yemen	NPL Oman	1				1														0%	100%		100%	23/01/2011		
<b>Total EMR 2011</b>		624	20	1	32	277	231	63	4	6		2			8		1	1		8%	98%	100%	100%			
<b>Total EMR 2010</b>		11130	544	35	2042	8476	11	28	130	203		106	4	31	187		2	4	16	1	16%	94%	98%	97%		

\* Specimens from all sources including non-AFP cases, excluding environmental samples

# In 2009 two AFP cases one in Pakistan and one in Afghanistan had co infection P1 & P3

\*\*\*\*Environmental surveillance initiated in Pakistan in August 2009 showed the following:

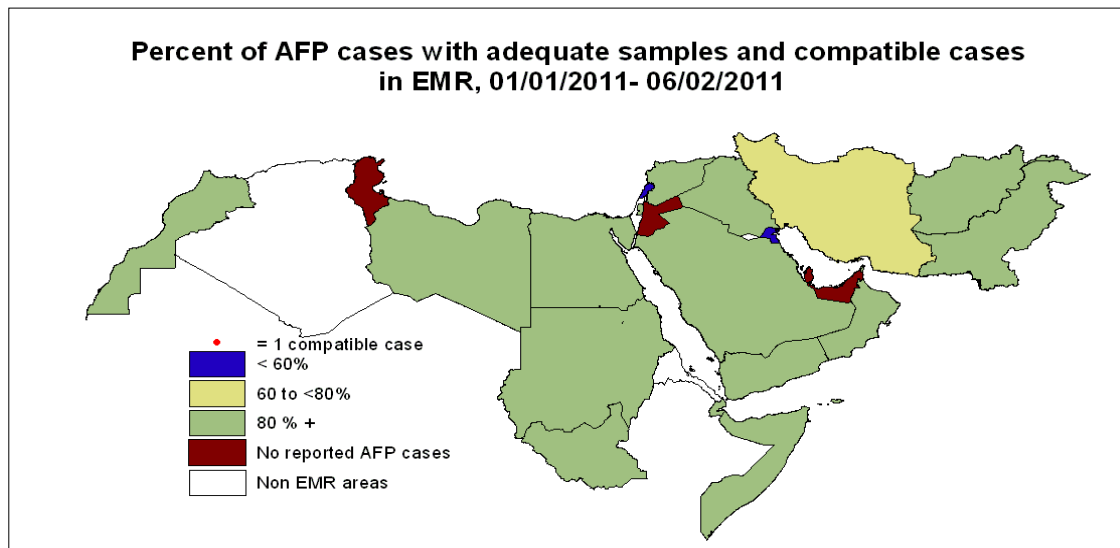
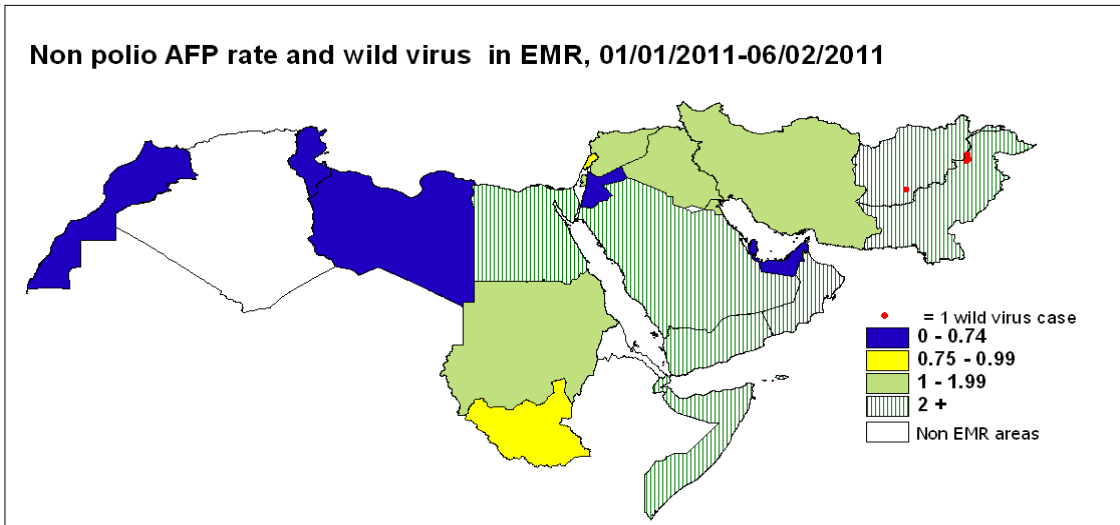
\*\* This indicator reflects surveillance and laboratory activities

\*\*\* Environmental surveillance initiated in Egypt in September 2000 showed the following:

Year	2000	2001	2002	2003	2004	2005	2006	2007	2008	2009	2010	2011	Grand Total
Negative	52	55	136	299	469	499	492	458	444	481	401	1	3787
Pending											15	23	38
<b>Wild</b>	<b>2</b>	<b>75</b>	<b>26</b>	<b>12</b>	<b>13</b>	<b>2</b>			<b>2</b>				<b>132</b>
Grand Total	54	130	162	311	482	501	492	458	446	481	416	24	3957

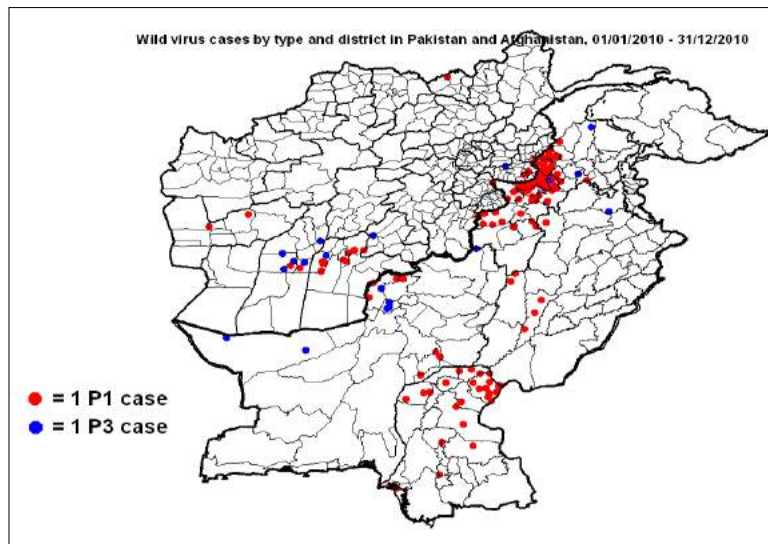
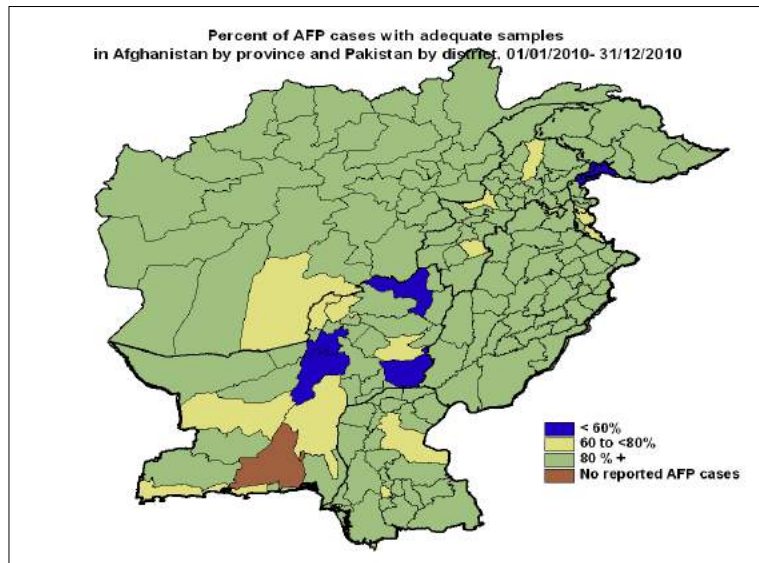
In 2008, out of 446 samples, 2 positive for wild virus in Giza governorate (Al Haram Site) genomic sequence data indicate importation from Ethiopia / South Sudan & Cairo governorate (Al Haggana 2) genomic sequence data indicate nearest importation from India

Year	2009				2010				2011											
	KHIBALIA TOWN	KHIGADAP TOWN	KHIGULSHANE-DEBAL TOWN	LAHORE	KHIBALIA TOWN	KHIGADAP TOWN	KHIGULSHANE-DEBAL TOWN	LAHORE	PESHAWAR	RAWALPINDI	QUETTA	MILTAN	KHIGADAP TOWN	KHIGULSHANE-DEBAL TOWN	LAHORE	PESHAWAR	QUETTA	MILTAN		
Negative	9	3	5	10	27	10	11	12	27	2	2	4	6	77	2	2	2	1	1	2
Negative pending																				
<b>Wild</b>	<b>1</b>	<b>8</b>	<b>7</b>	<b>2</b>	<b>18</b>	<b>6</b>	<b>20</b>	<b>12</b>	<b>6</b>	<b>12</b>	<b>5</b>	<b>9</b>	<b>9</b>	<b>79</b>						
Grand Total	10	11	12	12	45	16	31	24	33	14	7	13	18	156	2	2	2	1	1	2



**Wild polio cases by country and date of onset of paralysis in EMR, 2010-2011**

Year	COUNTRY	P1			P3			Total Count	Total First Case	Total Last Case
		Count	First Case	Last Case	Count	First Case	Last Case			
2010	AFG	17	08/01/2010	25/12/2010	8	06/01/2010	11/04/2010	25	06/01/2010	25/12/2010
	PAK	120	01/01/2010	30/12/2010	24	07/01/2010	18/11/2010	144	01/01/2010	30/12/2010
<b>2010 Total</b>		<b>137</b>	<b>01/01/2010</b>	<b>30/12/2010</b>	<b>32</b>	<b>06/01/2010</b>	<b>18/11/2010</b>	<b>169</b>	<b>01/01/2010</b>	<b>30/12/2010</b>
2011	AFG	1	11/01/2011	11/01/2011				1	11/01/2011	11/01/2011
	PAK	3	03/01/2011	16/01/2011				3	03/01/2011	16/01/2011
<b>2011 Total</b>		<b>4</b>	<b>03/01/2011</b>	<b>16/01/2011</b>				<b>4</b>	<b>03/01/2011</b>	<b>16/01/2011</b>





**Wild Polio cases by district and date of onset of paralysis, Afghanistan 2010**

PROVINCE	DISTRICT	P1			P3		
		Count	First case	Last case	Count	First case	Last case
☐ KUNDUZ	IMAM SAHIB	1	13/08/2010	13/08/2010			
☐ FARAH	BALA BULUK	1	08/01/2010	08/01/2010			
	KHAKI SAFED	1	08/05/2010	08/05/2010			
☐ NANGARHAR	SURKH ROD				1	08/04/2010	08/04/2010
	SHINWAR	1	15/05/2010	15/05/2010			
	LAL PUR	1	02/11/2010	02/11/2010			
☐ KANDAHAR	KANDAHAR	2	25/08/2010	19/10/2010			
	MAYWAND	4	26/08/2010	11/10/2010	1	11/04/2010	11/04/2010
	SPIN BOLDAK	1	11/11/2010	11/11/2010			
	SHAH WALI KOT	3	23/05/2010	19/08/2010			
☐ ZABUL	MIZAN				1	26/02/2010	26/02/2010
☐ HILMAND	NAWAY_I_BARAKZAYI	1	01/11/2010	01/11/2010			
	NAD ALI				3	06/01/2010	27/02/2010
	SANGIN				1	24/01/2010	24/01/2010
	LASHKAR GAH	1	25/12/2010	25/12/2010	1	07/01/2010	07/01/2010
<b>Grand Total</b>		<b>17</b>	<b>08/01/2010</b>	<b>25/12/2010</b>	<b>8</b>	<b>06/01/2010</b>	<b>11/04/2010</b>

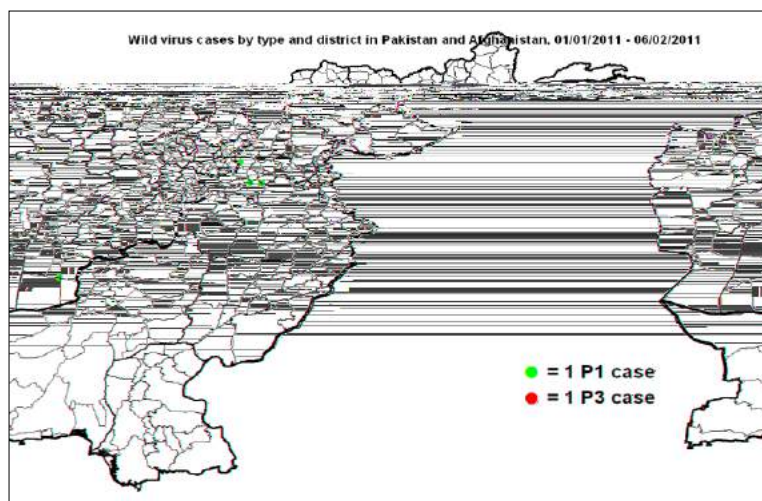
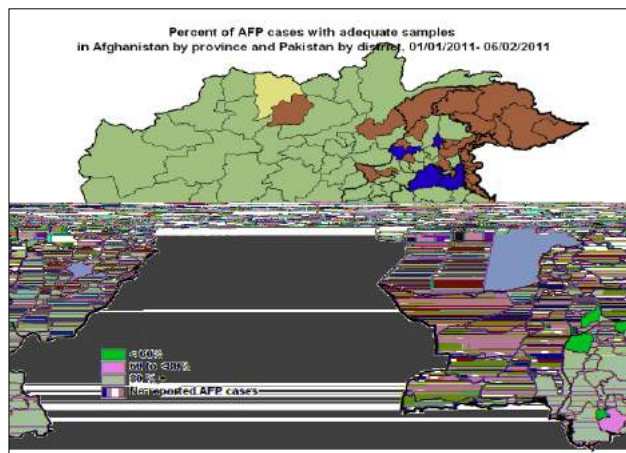
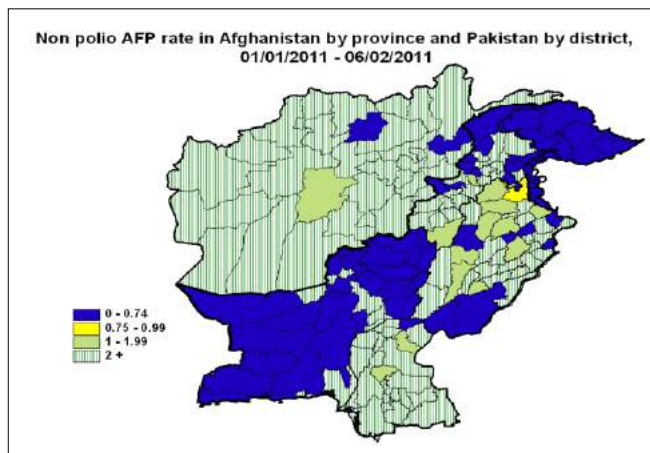
Bala Buluk P1 case (08/01/2010) was identified as wild by a positive contact with date of stool collection 10/01/2010  
 Khaki Safed P1 case (08/05/2010) was identified as wild by a positive contact with date of stool collection 06/06/2010  
 Maywand P1 case (26/08/2010) was identified as wild by a positive contact with date of stool collection 24/10/2010  
 Kandahar P1 case (19/10/2010) was identified as wild by a positive contact with date of stool collection 02/11/2010

**Wild Polio cases by district and date of onset of paralysis, Pakistan 2010**

PROVINCE	DISTRICT	P1			P3		
		Count	First case	Last case	Count	First case	Last case
BALOCHISTAN	QUETTA				3	07/01/2010	17/02/2010
	PISHIN	1	29/12/2010	29/12/2010			
	CHAGHAI				2	09/03/2010	16/04/2010
	KABDULAH	2	30/04/2010	21/11/2010	1	08/04/2010	08/04/2010
	NSIRABAD	2	16/10/2010	26/11/2010			
	JAFARABAD	1	13/10/2010	13/10/2010			
PUNJAB	RAWALPINDI				1	24/06/2010	24/06/2010
	MIANWALI	1	21/09/2010	21/09/2010			
	DGKHAN	2	13/06/2010	01/09/2010			
	MUZFARGARH	3	26/08/2010	22/11/2010			
SINDH	HYDERABAD	1	03/09/2010	03/09/2010			
	SANGHAR	2	21/08/2010	06/10/2010			
	SUKKUR	1	26/09/2010	26/09/2010			
	GHOTKI	12	18/08/2010	25/10/2010			
	KHAIRPUR	2	21/09/2010	24/10/2010			
	SHIKARPUR	1	21/12/2010	21/12/2010			
	JACOBABAD	1	23/10/2010	23/10/2010			
	KASHMORE	1	28/09/2010	28/09/2010			
	KAMBAR	3	25/09/2010	25/10/2010			
	KHIGIQBAL				1	19/01/2010	19/01/2010
		KHIKORANGI	1	26/11/2010	26/11/2010		
	KHISITE	1	20/11/2010	20/11/2010			
KHYBER PAKHTOON	SWAT				1	05/02/2010	05/02/2010
	DIRUPPER	1	10/09/2010	10/09/2010			
	PESHAWAR	6	27/01/2010	15/11/2010	2	04/03/2010	25/05/2010
	CHARSADA	1	13/04/2010	13/04/2010			
	NOWSHERA	1	25/09/2010	25/09/2010			
	SWABI	1	19/09/2010	19/09/2010	1	16/06/2010	16/06/2010
	KOHAT	1	21/09/2010	21/09/2010	1	21/10/2010	21/10/2010
	HANGU	5	09/07/2010	23/12/2010			
	BANNU	1	12/10/2010	12/10/2010			
	LAKKIMRWT	3	24/04/2010	21/09/2010			
	TANK	1	10/12/2010	10/12/2010			
FATA	BAJOUR	9	01/01/2010	20/10/2010	2	12/01/2010	24/02/2010
	KHYBER	25	27/02/2010	30/12/2010	8	24/05/2010	18/11/2010
	KURRAM	4	13/07/2010	18/09/2010			
	MOHMAND	13	15/04/2010	19/12/2010			
	ORAKZAI	3	28/08/2010	28/09/2010			
	WAZIR-N	7	07/04/2010	03/11/2010			
	WAZIR-S				1	20/07/2010	20/07/2010
<b>Grand Total</b>		<b>120</b>	<b>01/01/2010</b>	<b>30/12/2010</b>	<b>24</b>	<b>07/01/2010</b>	<b>18/11/2010</b>

Khyber P3 case (22/10/2010) was identified as wild by a positive contact with date of stool collection 03/11/2010  
 Hyderabad P1 case (03/09/2010) was identified as wild by a positive contact with date of stool collection 18/10/2010  
 Jacobabad P1 case (23/10/2010) was identified as wild by a positive contact with date of stool collection 13/11/2010  
 Kambar P1 case (25/09/2010) was identified as wild by a positive contact with date of stool collection 24/11/2010





District RY Khan, Punjab Province, was identified as an infected district by isolating wild type P1 virus from a healthy child with date of stool collection 08/01/2011

**Wild Polio cases by district and date of onset of paralysis, Afghanistan 2011**

PROVINCE	DISTRICT	P1		
		Count	First case	Last case
KANDAHAR	DAMAN	1	11/01/2011	11/01/2011
Grand Total		1	11/01/2011	11/01/2011

**Wild Polio cases by district and date of onset of paralysis, Pakistan 2011**

PROVINCE	DISTRICT	P1		
		Count	First case	Last case
KHYBER PAKHTOON	PESHAWAR	1	16/01/2011	16/01/2011
FATA	KHYBER	1	15/01/2011	15/01/2011
	MOHMAND	1	03/01/2011	03/01/2011
Grand Total		3	03/01/2011	16/01/2011