



Table 1: Acute Flaccid Paralysis (AFP) cases by week of onset

Country	Reported AFP cases by week of onset - Week (08/11)/ Ending on : (27/02/11)														
	Total AFP 2009	Total AFP 2010	Total AFP to date, 2011	W49 12 Dec 10	W 50 19 Dec 10	W 51 26 Dec 10	W 52 02 Jan 11	W 01 09 Jan 11	W 02 16 Jan 11	W 03 23 Jan 11	W 04 30 Jan 11	W 05 06 Feb 11	W 06 13 Feb 11	W 07 20 Feb 11	W 08 27 Feb 11
Afghanistan	1477	1571	222	32	25	30	25	29	28	27	44	35	20	23	6
Bahrain	7	10	1	0	0	1	1	0	0	1	0	0	0	0	0
Djibouti	6	3	1	0	0	0	0	0	1	0	0	0	0	0	0
Egypt	1126	1151	145	19	27	29	30	29	28	17	13	21	11	15	
Iran	548	622	78	18	14	17	17	16	13	9	13	15	3	0	
Iraq	412	489	49	19	7	18	7	8	6	8	7	7	8	3	
Jordan ****	31	40	2	1	2	0	0	0	1	0	0	1			
Kuwait	25	24	2	1	0	0	0	0	1	0	1	0	0	0	
Lebanon ****	8	20	2	0	0	0	0	0	0	1	0	1	0	0	
Libya	44	46	6	3	2	2	0	2	0	1	0	3	0		
Morocco	115	100	14	4	1	2	0	1	2	3	3	4	1	0	
Oman	19	33	14	1	1	1	0	1	4	0	3	4	2	0	0
Pakistan	5163	5380	560	87	81	88	95	75	93	91	82	99	58	33	1
Palestine ****	18	15	4	0	2	1	0	2	0	0	0	1	1	0	0
Qatar	4	5	0	0	0	0	0	0	0	0	0	0	0	0	0
Saudi Arabia	195	238	40	7	6	8	13	6	8	8	3	2	5	2	0
Somalia	162	164	28	6	1	4	2	4	3	2	4	5	4	5	
Sudan	425	408	41	8	5	3	5	9	6	4	4	6	4	7	0
South Sudan	199	310	27	7	2	2	6	2	3	4	4	6	6	0	
Syria ****	203	194	35	4	10	2	9	3	9	4	3	3	8	0	
Tunisia	40	57	7	2	1	1	0	0	0	1	3	3	0		
U.A.E	17	18	5	0	1	0	0	0	0	1	1	0	3	0	0
Yemen	366	429	73	7	9	3	7	10	17	5	13	7	8	8	2
Total EMR	10610	11327	1356	226	197	212	217	197	223	187	201	223	142	96	9

No data = No report received

Table 2: Confirmed polio cases by month of onset

Country	Total year 2008	Total year 2009	27/02		Confirmed polio cases by month of onset											
			2010	2011	March 2010	April 2010	May 2010	June 2010	July 2010	August 2010	September 2010	October 2010	November 2010	December 2010	January 2011	February 2011
Afghanistan	38	25	7	1	0	2	3	0	1	5	1	2	3	1	1	
Bahrain	0	0	0	0	0	0	0	0	0	0	0	0	0	0	0	0
Djibouti	0	0	0	0	0	0	0	0	0	0	0	0	0	0	0	
Egypt	0	0	0	0	0	0	0	0	0	0	0	0	0	0	0	
Iran	0	0	0	0	0	0	0	0	0	0	0	0	0	0	0	
Iraq	0	0	0	0	0	0	0	0	0	0	0	0	0	0	0	0
Jordan ****	0	0	0	0	0	0	0	0	0	0	0	0	0	0	0	
Kuwait	0	0	0	0	0	0	0	0	0	0	0	0	0	0	0	
Lebanon ****	0	0	0	0	0	0	0	0	0	0	0	0	0	0	0	
Libya	0	0	0	0	0	0	0	0	0	0	0	0	0	0	0	
Morocco	0	0	0	0	0	0	0	0	0	0	0	0	0	0	0	
Oman	0	0	0	0	0	0	0	0	0	0	0	0	0	0	0	0
Pakistan	89	144	10	11	2	8	5	6	6	15	41	29	15	7	7	4
Palestine ****	0	0	0	0	0	0	0	0	0	0	0	0	0	0	0	
Qatar	0	0	0	0	0	0	0	0	0	0	0	0	0	0	0	0
Saudi Arabia	0	0	0	0	0	0	0	0	0	0	0	0	0	0	0	
Somalia	0	0	0	0	0	0	0	0	0	0	0	0	0	0	0	
Sudan	5	0	0	0	0	0	0	0	0	0	0	0	0	0	0	0
South Sudan	40	0	0	0	0	0	0	0	0	0	0	0	0	0	0	
Syria ****	0	0	0	0	0	0	0	0	0	0	0	0	0	0	0	0
Tunisia	0	0	0	0	0	0	0	0	0	0	0	0	0	0	0	
U.A.E	0	0	0	0	0	0	0	0	0	0	0	0	0	0	0	
Yemen	0	0	0	0	0	0	0	0	0	0	0	0	0	0	0	
Total EMR	172	169	17	12	2	10	8	6	7	20	42	31	18	8	8	4

**** UNRWA cases are included with those of country of residence



Table 3: Investigation of AFP cases with paralysis onset in 2010 & 2011 (up to week 08 ending 27 Feb 2011)

COUNTRY	2010												2011												Latest line List Date
	AFP									Specimen	Wild isolates		AFP									Specimen	Wild isolates		
	Total AFP cases onset 2009	Case classification					Non polio AFP rate **	AFP cases pending classification > 90 days from onset of paralysis	AFP cases pending classification and lab > 90 days from onset of paralysis		% with *** adequate specimens	Wild P1 Poliovirus	Wild P3 Poliovirus	Total AFP cases onset 2010	Case classification					Non polio AFP rate **	AFP cases pending classification > 90 days from onset of paralysis		AFP cases pending classification and lab > 90 days from onset of paralysis	% with *** adequate specimens	
		Total Confirmed Polio Cases *	Polio Compatible	Pending Classification	Discarded (non polio AFP)	VDPV				Total Confirmed Polio Cases *					Polio Compatible	Pending Classification	Discarded (non polio AFP)	VDPV							
Afghanistan	1571	25	5	7	1530	5	9.08	2	2	92.68	17	8	222	1	0	87	134	0	7.99	0	0	96.40	1	0	27/02/2011
Bahrain	10	0	0	2	8	0	4.87	0	0	80.00	0	0	1	0	0	1	0	0	3.06	0	0	100.00	0	0	27/02/2011
Djibouti	3	0	0	2	1	0	1.23	2	0	33.33	0	0	1	0	0	1	0	0	2.19	0	0	100.00	0	0	27/01/2011
Egypt	1151	0	0	3	1148	0	3.73	2	1	94.87	0	0	145	0	0	82	63	0	2.97	0	0	86.21	0	0	25/02/2011
Iran	622	0	0	1	621	0	3.51	0	0	90.51	0	0	78	0	0	38	40	0	2.78	0	0	69.23	0	0	20/02/2011
Iraq	489	0	0	4	485	0	3.41	1	0	87.12	0	0	49	0	0	14	35	0	2.15	0	0	97.96	0	0	25/02/2011
Jordan	40	0	0	4	36	0	1.76	0	0	95.00	0	0	2	0	0	2	0	0	0.54	0	0	100.00	0	0	10/02/2011
Kuwait	24	0	0	0	24	0	3.33	0	0	100.00	0	0	2	0	0	1	1	0	1.69	0	0	100.00	0	0	20/02/2011
Lebanon	20	0	0	0	20	0	1.81	0	0	45.00	0	0	2	0	0	2	0	0	1.14	0	0	50.00	0	0	26/02/2011
Libya	46	0	0	0	46	0	2.25	0	0	100.00	0	0	6	0	0	5	1	0	1.85	0	0	100.00	0	0	19/02/2011
Morocco	100	0	0	10	90	0	1.01	7	4	78.00	0	0	14	0	0	8	6	0	0.89	0	0	64.29	0	0	25/02/2011
Oman	33	0	0	0	33	0	4.28	0	0	87.88	0	0	14	0	0	4	10	0	11.4	0	0	100.00	0	0	27/02/2011
Pakistan	5380	144	12	79	5145	0	6.33	47	19	88.53	120	24	560	11	0	181	368	0	4.17	0	0	92.50	11	0	26/02/2011
Palestine	15	0	0	0	15	0	0.95	0	0	100.00	0	0	4	0	0	4	0	0	1.57	0	0	100.00	0	0	27/02/2011
Qatar	5	0	0	1	4	0	2.14	1	0	80.00	0	0	0	0	0	0	0	0	0	0	0		0	0	27/02/2011
Saudi Arabia	238	0	0	15	223	0	2.82	0	0	97.06	0	0	40	0	0	40	0	0	2.92	0	0	100.00	0	0	27/02/2011
Somalia	164	0	0	0	160	4	3.38	0	0	99.39	0	0	28	0	0	19	9	0	3.52	0	0	100.00	0	0	25/02/2011
Sudan	408	0	0	0	408	0	2.80	0	0	97.30	0	0	41	0	0	12	29	0	1.75	0	0	100.00	0	0	27/02/2011
South Sudan	310	0	0	13	297	0	4.06	11	3	92.26	0	0	27	0	0	20	7	0	2.24	0	0	88.89	0	0	25/02/2011
Syria	194	0	0	2	191	1	2.02	0	0	95.36	0	0	35	0	0	13	22	0	2.19	0	0	88.57	0	0	23/02/2011
Tunisia	57	0	0	0	57	0	2.18	0	0	92.98	0	0	7	0	0	7	0	0	1.73	0	0	100.00	0	0	16/02/2011
U.A.E	18	0	0	0	18	0	1.78	0	0	100.00	0	0	5	0	0	4	1	0	3.11	0	0	100.00	0	0	27/02/2011
Yemen	429	0	0	1	428	0	3.86	1	1	96.50	0	0	73	0	0	72	1	0	4.17	0	0	89.04	0	0	26/02/2011
EMR	11327	169	17	144	10988	10	4.62	74	30	90.92	137	32	1356	12	0	617	727	0	3.48	0	0	91.45	12	0	
2009	10610	172	29	0	10401	8	4.40	0	0	91.06	122	52													

* Confirmed polio cases refer to wild isolation from AFP cases or from contacts of negative index AFP cases

** Non-polio AFP per 100,000 children <15 years

*** Adequate here refers to two stool specimens collected at least 24 hours apart, within 14 days of paralysis of onset

**** AFP cases co infected with P1 and P3 are counted separately as wild isolates



Table 4: Investigation of contacts of AFP cases with paralysis onset in 2011 (up to week 08 ending 27/02/ 2011)

Country	No. of AFP cases	No. of eligible AFP cases for contact sampling*	% of eligible AFP cases with contact samplings	% of eligible AFP cases with 3+ contacts	Total number of Contacts**	% of contacts under 5 years	% of contacts with specimens collected within 7 days of notification of index	% Contact specimens in lab within 3 days of collection	% Contact specimens positive for NPEV	% Contact specimens positive for Sabin like virus	No. of contacts positive for wild virus	% of wild polio virus isolation from contacts	No. of Contacts positive for VDPVs	No. of index AFP cases identified positive by contact	No. of district identified infected from contacts
Afghanistan	222	8	50.0	50.0	31	93.5	77.4	76.9	0.0	0.0	0	0.0		0	0
Bahrain	1	0			0						0			0	0
Djibouti	1	0			0						0			0	0
Egypt	145	23	43.5	43.5	54	83.3	66.7	100.0	0.0	0.0	0	0.0		0	0
Iran	78	24	0.0	0.0	0						0			0	0
Iraq	49	1	0.0	0.0	0						0			0	0
Jordan	2	0			0						0			0	0
Kuwait	2	0			1	100.0	100.0	100.0	0.0	0.0	0	0.0		0	0
Lebanon	2	1	0.0	0.0	0						0			0	0
Libya	6	0			0						0			0	0
Morocco	14	5	0.0	0.0	0						0			0	0
Oman	14	0			22	95.5	77.3	100.0	22.7	9.1	0	0.0		0	0
Pakistan	560	42	76.2	76.2	114	94.7	62.3	93.1	8.6	8.6	1	1.7		1	1
Palestine	4	0			0						0			0	0
Qatar											0				0
Saudi Arabia	40	0			0						0			0	0
Somalia	28	0			75	89.3	100.0	12.0	16.0	8.0	0	0.0		0	0
Sudan	41	0			19	78.9	73.7	45.5	0.0	0.0	0	0.0		0	0
South Sudan	27	3	66.7	33.3	56	71.4	94.6	0.0	21.1	0.0	0	0.0		0	0
Syria	35	4	50.0	50.0	16	93.8	50.0	0.0	0.0	0.0	0	0.0		0	0
Tunisia	7	0			0						0			0	0
U.A.E.	5	0			0						0			0	0
Yemen	73	8	37.5	37.5	24	75.0	62.5				0			0	0
Grand Total 2011	1356	119	44.5	43.7	412	87.1	76.2	65.1	10.7	5.3	1	0.6		1	1
Grand Total 2010	11327	1054	80.6	76.0	5089	83.2	71.8	53.5	18.9	3.2	13	0.3	7	8	4

* Eligible refers to AFP cases with inadequate stool specimens

** Total number of contacts from eligible AFP cases and from other AFP cases as per with country criteria for contact sampling

Last wild contacts in EMRO, 01/01/2010-27/02/2011

Year	Country	Data	Date of Most Recent stool collection
		Count of wild contacts	
2010	Pakistan	6	24/11/2010
	Afghanistan	7	02/11/2010
2010 Total		13	24/11/2010
2011	Pakistan	1	31/01/2011
2011 Total		1	31/01/2011



Table 5: Laboratory investigation of AFP cases with paralysis onset in 2011 (up to week 08 ending 27 February 2011)

Country	Polio laboratories Sequencing performed by CDC and RIVM laboratories	AFP cases with specimens	Preliminary virus isolation results of AFP cases						Poliovirus intratypic differentiation results #										Indicators				Latest report Date			
			Referred for ITD		NPEV only	Negative	Pending		Type 1			Type 2			Type 3			Discordant pending sequence	NPEV by PCR	Non-EV	Pending ITD	% specimens positive for NPEV*		% AFP cases with culture results within 14 days	% AFP cases with ITD results within 7 days	% AFP cases with ITD results within 45 days of onset**
			L20B+	L20B+INPEV			received < / = 14 days	received > 14 days ago	Wild	Sabin	VPV	Wild	Sabin	VPV	Wild	Sabin	VPV									
Afghanistan	RRL Pakistan	199	6		16	134	43		1	2						2				7%	100%	100%	99%	26/02/2011		
Bahrain	PNL Oman	1				1														0%	100%		100%	27/02/2011		
Djibouti	NPL Kenya	1					1																	27/01/2011		
Egypt***	RRL Egypt	140	3		9	103	25							1				2		7%	83%	100%	99%	27/02/2011		
Iran	NPL Iran	83	1			74	8						1							0%	100%	100%	100%	26/02/2011		
Iraq	NPL Iraq, RRL Egypt	49			6	29	11	3												19%	100%			25/02/2011		
Jordan	NPL Jordan, RRL Tunisia	3				2	1													0%	100%			27/02/2011		
Kuwait	RRL Kuwait	2				1		1												0%	100%		100%	21/02/2011		
Lebanon	RRL Egypt																							27/02/2011		
Libya	RRL Tunisia	6	1			4	1			1										0%	100%	100%	100%	25/02/2011		
Morocco	NPL Morocco, RRL Tunisia	12				8		4												10%	100%			25/02/2011		
Oman	NPL Oman	14			1	13														10%	93%		100%	27/02/2011		
Pakistan	RRL Pakistan	608	34	1	40	376	157		10	7			1						9%	100%		97%	100%	26/02/2011		
Palestine & UNRWA		4						4																27/02/2011		
Qatar	NPL Oman																							27/02/2011		
Saudi Arabia	NPL Saudi Arabia, NPL Oman	36				27	8	1												0%	100%		100%	20/02/2011		
Somalia	NPL Kenya	28	2		1	6	7	12					2							11%	11%		100%	25/02/2011		
Sudan	NPL Sudan, RRL Egypt	41			3	26	11	1												6%	79%			25/02/2011		
South Sudan	NPL Kenya	27			1	6	4	16												14%	0%		100%	25/02/2011		
Syria	NPL Syria, RRL Egypt	29				20	9													0%	100%			24/02/2011		
Tunisia	RRL Tunisia	8				7	1													0%	100%		100%	25/02/2011		
U.A.E	NPL Oman	2				2														0%	100%		100%	27/02/2011		
Yemen	NPL Oman	1				1														0%	100%		100%	27/02/2011		
Total EMR 2011		1294	47	1	77	840	286	43	11	10			4			2		2		7%	96%	98%	100%			
Total EMR 2010		11132	545	35	2049	8496		12	130	204			107	5	31	188		2	4	16	1	16%	94%	98%	97%	

* Specimens from all sources including non-AFP cases, excluding environmental samples

** This indicator reflects surveillance and laboratory activities

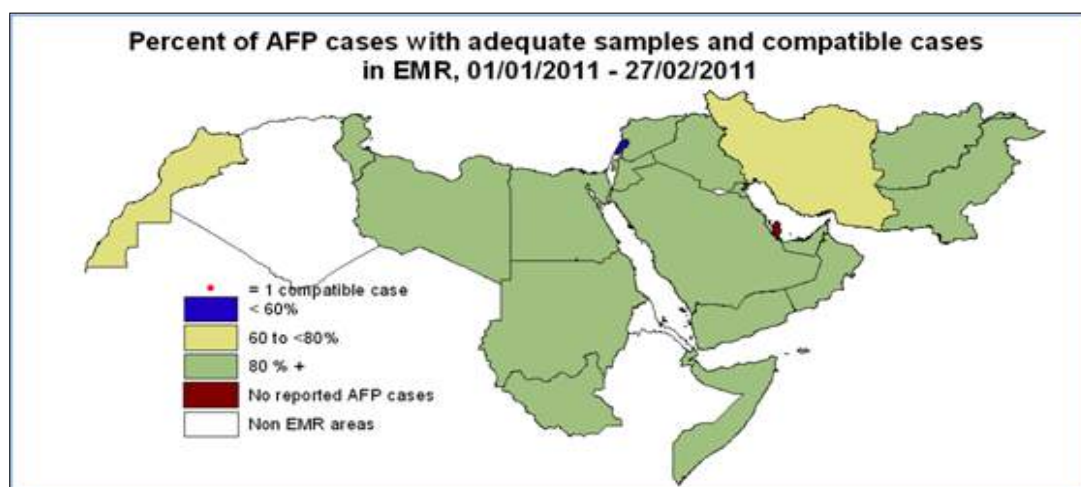
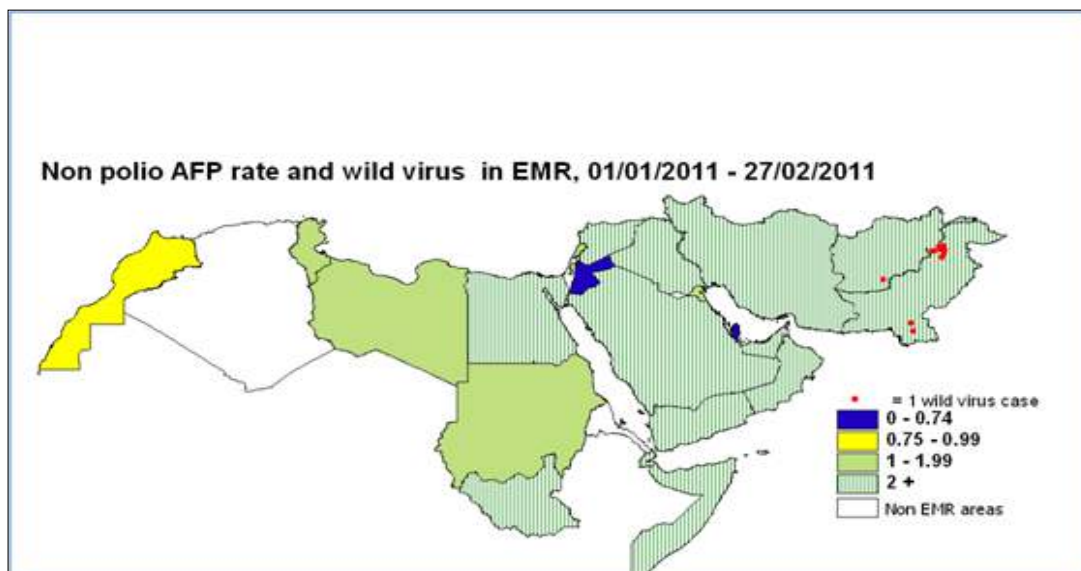
*** Environmental surveillance initiated in Egypt in September 2000 showed the following:

Year	2000	2001	2002	2003	2004	2005	2006	2007	2008	2009	2010	2011	Grand Total
Negative	52	55	136	299	469	499	492	458	444	481	416	14	3815
Pending												44	44
Wild	2	75	26	12	13	2			2				132
Grand Total	54	130	162	311	482	501	492	458	446	481	416	58	3991

In 2008, out of 446 samples, 2 positive for wild virus in Giza governorate (Al Haram Site) genomic sequence data indicate importation from Ethiopia. South Sudan & Cairo governorate (Al Haggana 2) genomic sequence data indicate nearest importation from India

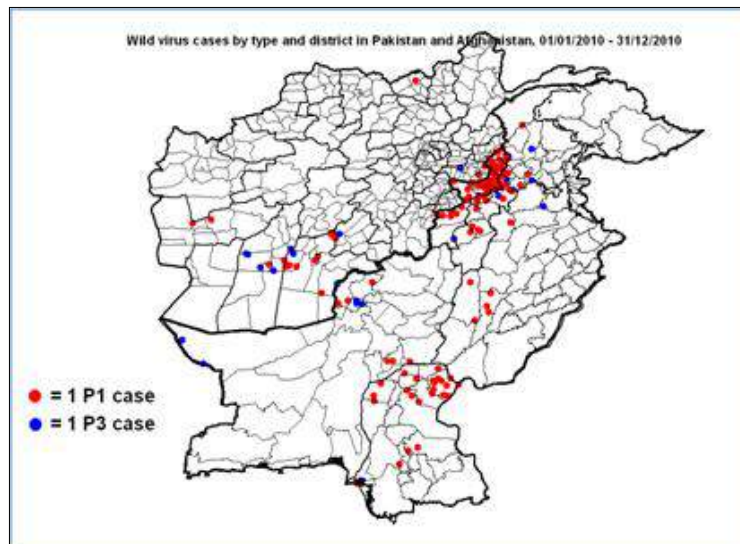
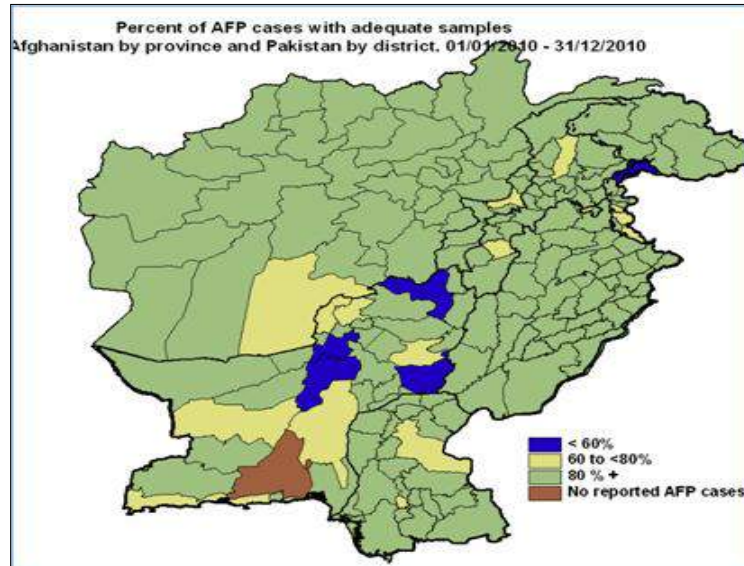
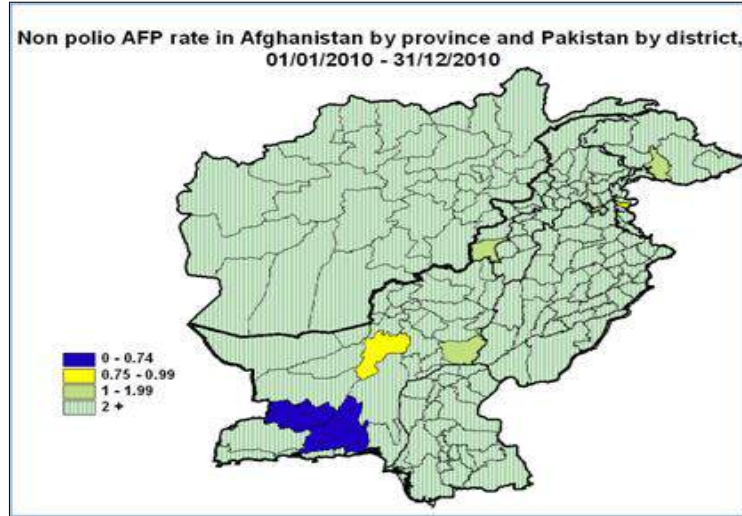
****Environmental surveillance initiated in Pakistan in August 2009 showed the following:

Year	2009 Total										2010 Total										2011 Total									
	KHIBALDA TOWN	KHIGADAPT TOWN	KHIGULSHAN-E-GBAL TOWN	LAHORE	PESHAWAR	RAWALPINDI	QUETTA	MULTAN	KHIBALDA TOWN	KHIGADAPT TOWN	KHIGULSHAN-E-GBAL TOWN	LAHORE	PESHAWAR	RAWALPINDI	QUETTA	MULTAN	KHIBALDA TOWN	KHIGADAPT TOWN	KHIGULSHAN-E-GBAL TOWN	LAHORE	PESHAWAR	RAWALPINDI	QUETTA	MULTAN						
Negative	9	3	5	10					27	10	11	12	27	2	2	4	9	77	1	2	1					4				
Pending																										13				
Wild	1	8	7	2				18	6	20	12	6	12	5	9	9	79	3	2	2	1	1	2	3	30					
Grand Total	10	11	12	12				45	16	31	24	33	14	7	13	18	156	2	5	4	6	3	2	3	13					



Wild polio cases by country and date of onset of paralysis in EMR, 2010-2011

Year	COUNTRY	P1			P3			Total Count	Total First Case	Total Last Case
		Count	First Case	Last Case	Count	First Case	Last Case			
2010	AFG	17	08/01/2010	25/12/2010	8	06/01/2010	11/04/2010	25	06/01/2010	25/12/2010
	PAK	120	01/01/2010	30/12/2010	24	07/01/2010	18/11/2010	144	01/01/2010	30/12/2010
2010 Total		137	01/01/2010	30/12/2010	32	06/01/2010	18/11/2010	169	01/01/2010	30/12/2010
2011	AFG	1	11/01/2011	11/01/2011				1	11/01/2011	11/01/2011
	PAK	11	03/01/2011	12/02/2011				11	03/01/2011	12/02/2011
2011 Total		12	03/01/2011	12/02/2011				12	03/01/2011	12/02/2011





Wild Polio cases by district and date of onset of paralysis, Afghanistan 2010

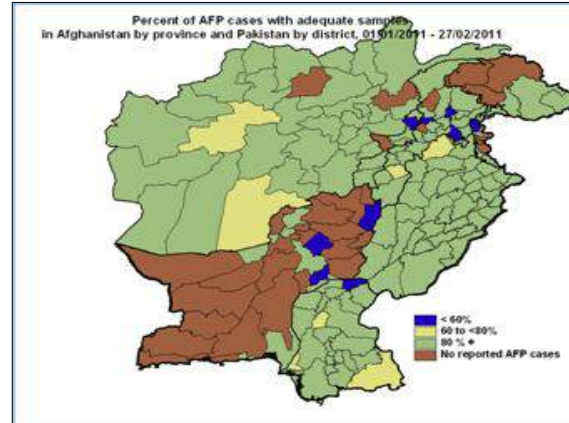
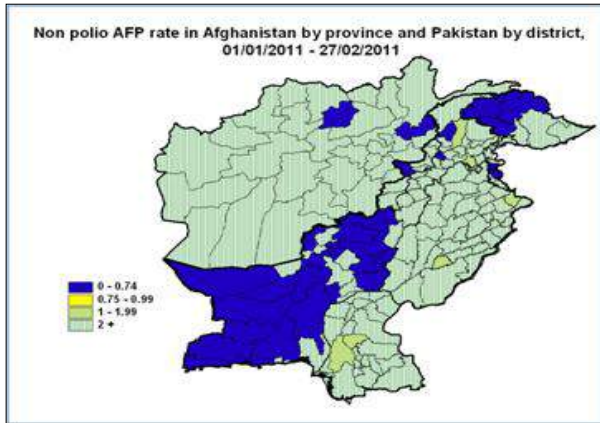
PROVINCE	DISTRICT	P1			P3		
		Count	First case	Last case	Count	First case	Last case
KUNDUZ	IMAM SAHIB	1	13/08/2010	13/08/2010			
FARAH	BALA BULUK	1	08/01/2010	08/01/2010			
	KHAKI SAFED	1	08/05/2010	08/05/2010			
NANGARHAR	SURKH ROD				1	08/04/2010	08/04/2010
	SHINWAR	1	15/05/2010	15/05/2010			
	LAL PUR	1	02/11/2010	02/11/2010			
KANDAHAR	KANDAHAR	2	25/08/2010	19/10/2010			
	MAYWAND	4	26/08/2010	11/10/2010	1	11/04/2010	11/04/2010
	SPIN BOLDAK	1	11/11/2010	11/11/2010			
	SHAH WALI KOT	3	23/05/2010	19/08/2010			
ZABUL	MIZAN				1	26/02/2010	26/02/2010
HILMAND	NAWAY_I_BARAKZAYI	1	01/11/2010	01/11/2010			
	NAD ALI				3	06/01/2010	27/02/2010
	SANGIN				1	24/01/2010	24/01/2010
	LASHKAR GAH	1	25/12/2010	25/12/2010	1	07/01/2010	07/01/2010
Grand Total		17	08/01/2010	25/12/2010	8	06/01/2010	11/04/2010

Bala Buluk P1 case (08/01/2010) was identified as wild by a positive contact with date of stool collection 10/01/2010
 Khaki Safed P1 case (08/05/2010) was identified as wild by a positive contact with date of stool collection 06/06/2010
 Maywand P1 case (26/08/2010) was identified as wild by a positive contact with date of stool collection 24/10/2010
 Kandahar P1 case (19/10/2010) was identified as wild by a positive contact with date of stool collection 02/11/2010

Wild Polio cases by district and date of onset of paralysis, Pakistan 2010

PROVINCE	DISTRICT	P1			P3			
		Count	First case	Last case	Count	First case	Last case	
BALOCHISTAN	QUETTA				3	07/01/2010	17/02/2010	
	PISHIN	1	29/12/2010	29/12/2010				
	CHAGHAI				2	09/03/2010	16/04/2010	
	KABDULAH	2	30/04/2010	21/11/2010	1	08/04/2010	08/04/2010	
	NSIRABAD	2	16/10/2010	26/11/2010				
	JAFARABAD	1	13/10/2010	13/10/2010				
PUNJAB	RAWALPINDI				1	24/06/2010	24/06/2010	
	MIANWALI	1	21/09/2010	21/09/2010				
	DGKHAN	2	13/06/2010	01/09/2010				
	MUZFARGARH	3	26/08/2010	22/11/2010				
SINDH	HYDERABAD	1	03/09/2010	03/09/2010				
	SANGHAR	2	21/08/2010	06/10/2010				
	SUKKUR	1	26/09/2010	26/09/2010				
	GHOTKI	12	18/08/2010	25/10/2010				
	KHAIRPUR	2	21/09/2010	24/10/2010				
	SHIKARPUR	1	21/12/2010	21/12/2010				
	JACOBABAD	1	23/10/2010	23/10/2010				
	KASHMORE	1	28/09/2010	28/09/2010				
	KAMBAR	3	25/09/2010	25/10/2010				
	KHIGIQBAL				1	19/01/2010	19/01/2010	
		KHIKORANGI	1	26/11/2010	26/11/2010			
	KHISITE	1	20/11/2010	20/11/2010				
KHYBER PAKHTOON	SWAT				1	05/02/2010	05/02/2010	
	DIRUPPER	1	10/09/2010	10/09/2010				
	PESHAWAR	6	27/01/2010	15/11/2010	2	04/03/2010	25/05/2010	
	CHARSADA	1	13/04/2010	13/04/2010				
	NOWSHERA	1	25/09/2010	25/09/2010				
	SWABI	1	19/09/2010	19/09/2010	1	16/06/2010	16/06/2010	
	KOHAT	1	21/09/2010	21/09/2010	1	21/10/2010	21/10/2010	
	HANGU	5	09/07/2010	23/12/2010				
	BANNU	1	12/10/2010	12/10/2010				
		LAKKIMRWT	3	24/04/2010	21/09/2010			
	TANK	1	10/12/2010	10/12/2010				
FATA	BAJOUR	9	01/01/2010	20/10/2010	2	12/01/2010	24/02/2010	
	KHYBER	25	27/02/2010	30/12/2010	8	24/05/2010	18/11/2010	
	KURRAM	4	13/07/2010	18/09/2010				
	MOHMAND	13	15/04/2010	19/12/2010				
	ORAKZAI	3	28/08/2010	28/09/2010				
	WAZIR-N	7	07/04/2010	03/11/2010				
		WAZIR-S				1	20/07/2010	20/07/2010
	Grand Total		120	01/01/2010	30/12/2010	24	07/01/2010	18/11/2010

Khyber P3 case (22/10/2010) was identified as wild by a positive contact with date of stool collection 03/11/2010
 Hyderabad P1 case (03/09/2010) was identified as wild by a positive contact with date of stool collection 18/10/2010
 Jacobabad P1 case (23/10/2010) was identified as wild by a positive contact with date of stool collection 13/11/2010
 Kambar P1 case (25/09/2010) was identified as wild by a positive contact with date of stool collection 24/11/2010



* District RY Khan, Punjab Province, was identified as an infected district by isolating wild type P1 virus from a healthy child with date of stool collection 08/01/2011
 * District Nsirabad, Balochistan Province, was identified as an infected district by isolating wild type P1 virus from a healthy child with date of stool collection 26/01/2011

Wild Polio cases by district and date of onset of paralysis, Afghanistan 2011

		P1		
PROVINCE	DISTRICT	Count	First case	Last case
KANDAHAR	DAMAN	1	11/01/2011	11/01/2011
Grand Total		1	11/01/2011	11/01/2011

Wild Polio cases by district and date of onset of paralysis, Pakistan 2011

		P1		
PROVINCE	DISTRICT	Count	First case	Last case
SINDH	T.ALLAHYAR	1	21/01/2011	21/01/2011
	SANGHAR	1	20/01/2011	20/01/2011
KHYBER PAKHTOON	PESHAWAR	1	16/01/2011	16/01/2011
	KOHAT	2	28/01/2011	12/02/2011
FATA	KHYBER	5	15/01/2011	11/02/2011
	MOHMAND	1	03/01/2011	03/01/2011
Grand Total		11	03/01/2011	12/02/2011

Sanghar P1 case (SD/32/11/005) was identified as wild by a positive contact with date of stool collection 26/01/2011