



Table 1: Acute Flaccid Paralysis (AFP) cases by week of onset

Country	Reported AFP cases by week of onset - Week (13/11)/ Ending on : (03/04/11)														
	Total AFP 2009	Total AFP 2010	Total AFP to date, 2011	W 02 16 Jan 11	W 03 23 Jan 11	W 04 30 Jan 11	W 05 06 Feb 11	W 06 13 Feb 11	W 07 20 Feb 11	W 08 27 Feb 11	W 09 06 Mar 11	W 10 13 Mar 11	W 11 20 Mar 11	W 12 27 Mar 11	W 13 03 Apr 11
Afghanistan	1477	1572	382	28	27	45	35	24	31	28	34	41	31	15	4
Bahrain	7	10	1	0	1	0	0	0	0	0	0	0	0	0	
Djibouti	6	3	2	1	0	0	0	0	0	1	0	0	0	0	0
Egypt	1126	1151	242	28	17	13	21	11	20	13	16	17	16	25	5
Iran	548	622	140	13	8	13	16	6	8	10	8	18	7	6	3
Iraq	412	489	116	6	8	7	7	10	10	21	10	11	10	6	
Jordan ****	31	40	5	1	0	0	1	0	2	0	1				
Kuwait	25	24	5	1	0	1	0	0	1	0	0	1	0	1	0
Lebanon ****	8	19	3	0	1	0	1	0	0	0	0	1	0	0	
Libya	44	46	6	0	1	0	3	0							
Morocco	115	100	24	3	3	4	5	1	0	2	0	2	1	1	1
Oman	19	33	18	4	0	3	4	2	0	0	1	0	0	3	0
Pakistan	5163	5386	1023	97	98	89	115	82	91	68	102	84	65	25	
Palestine ****	18	15	5	0	0	0	1	1	0	0	1	0	0	0	0
Qatar	4	5	1	0	0	0	0	0	0	1	0	0	0	0	0
Saudi Arabia	195	238	61	9	8	3	2	5	4	5	3	0	5	4	1
Somalia	162	164	55	3	2	4	5	5	9	4	4	4	7	3	
Sudan	425	408	77	6	4	4	6	6	7	15	5	4	8	2	0
South Sudan	199	310	56	5	4	4	8	8	10	7	5	1	0	0	
Syria ****	203	194	58	9	4	3	3	9	3	5	4	4	5	1	
Tunisia	40	57	13	0	1	3	3	1	0	0	4	0	1	0	
U.A.E	17	18	8	0	1	1	0	3	0	0	2	0	1	0	0
Yemen	366	426	89	17	5	13	7	8	10	11	4	1			
Total EMR	10610	11330	2390	231	193	210	243	182	206	191	204	189	157	92	14

No data = No report received

Table 2: Confirmed polio cases by month of onset

Country	Total year 2009	Total year 2010	03/04		Confirmed polio cases by month of onset											
			2010	2011	May 2010	June 2010	July 2010	August 2010	September 2010	October 2010	November 2010	December 2010	January 2011	February 2011	March 2011	April 2011
Afghanistan	38	25	7	1	3	0	1	5	1	2	3	1	1	0	0	
Bahrain	0	0	0	0	0	0	0	0	0	0	0	0	0	0	0	
Djibouti	0	0	0	0	0	0	0	0	0	0	0	0	0	0	0	
Egypt	0	0	0	0	0	0	0	0	0	0	0	0	0	0	0	
Iran	0	0	0	0	0	0	0	0	0	0	0	0	0	0	0	
Iraq	0	0	0	0	0	0	0	0	0	0	0	0	0	0	0	
Jordan ****	0	0	0	0	0	0	0	0	0	0	0	0	0	0	0	
Kuwait	0	0	0	0	0	0	0	0	0	0	0	0	0	0	0	
Lebanon ****	0	0	0	0	0	0	0	0	0	0	0	0	0	0	0	
Libya	0	0	0	0	0	0	0	0	0	0	0	0	0	0	0	
Morocco	0	0	0	0	0	0	0	0	0	0	0	0	0	0	0	
Oman	0	0	0	0	0	0	0	0	0	0	0	0	0	0	0	
Pakistan	89	144	12	26	5	6	6	15	41	29	15	7	8	8	10	
Palestine ****	0	0	0	0	0	0	0	0	0	0	0	0	0	0	0	
Qatar	0	0	0	0	0	0	0	0	0	0	0	0	0	0	0	
Saudi Arabia	0	0	0	0	0	0	0	0	0	0	0	0	0	0	0	
Somalia	0	0	0	0	0	0	0	0	0	0	0	0	0	0	0	
Sudan	5	0	0	0	0	0	0	0	0	0	0	0	0	0	0	
South Sudan	40	0	0	0	0	0	0	0	0	0	0	0	0	0	0	
Syria ****	0	0	0	0	0	0	0	0	0	0	0	0	0	0	0	
Tunisia	0	0	0	0	0	0	0	0	0	0	0	0	0	0	0	
U.A.E	0	0	0	0	0	0	0	0	0	0	0	0	0	0	0	
Yemen	0	0	0	0	0	0	0	0	0	0	0	0	0	0	0	
Total EMR	172	169	19	27	8	6	7	20	42	31	18	8	9	8	10	0

**** UNRWA cases are included with those of country of residence



Table 3: Investigation of AFP cases with paralysis onset in 2010 & 2011 (up to week 13 ending 03 April 2011)

COUNTRY	2010												2011												Latest line List Date						
	AFP									Specimen			Wild isolates ****			AFP										Specimen			Wild isolates ****		
	Total AFP cases onset 2010	Case classification					Non polio AFP rate **	AFP cases pending classification > 90 days from onset of paralysis	AFP cases pending classification and lab > 90 days from onset of paralysis	% with *** adequate specimens	Wild P1 Poliovirus	Wild P3 Poliovirus	Total AFP cases onset 2011	Case classification					Annualized Non polio AFP rate **	AFP cases pending classification > 90 days from onset of paralysis	AFP cases pending classification and lab > 90 days from onset of paralysis	% with *** adequate specimens	Wild P1 Poliovirus	Wild P3 Poliovirus							
		Total Confirmed Polio Cases *	Polio Compatible	Pending Classification	Discarded (non polio AFP)	VDPV								Total Confirmed Polio Cases *	Polio Compatible	Pending Classification	Discarded (non polio AFP)	VDPV													
Afghanistan	1572	25	5	0	1537	5	9.08	0	0	92.62	17	8	382	1	0	84	296	1	8.59	0	0	95.81	1	0	03/04/2011						
Bahrain	10	0	0	0	10	0	4.87	0	0	80.00	0	0	1	0	0	0	1	0	1.91	0	0	100.00	0	0	27/03/2011						
Djibouti	3	0	0	2	1	0	1.23	2	0	33.33	0	0	2	0	0	2	0	0	2.73	0	0	100.00	0	0	03/04/2011						
Egypt	1151	0	0	0	1151	0	3.73	0	0	94.87	0	0	242	0	0	75	167	0	3.09	0	0	87.19	0	0	02/04/2011						
Iran	622	0	0	0	622	0	3.51	0	0	90.68	0	0	140	0	0	55	85	0	3.11	3	2	76.43	0	0	03/04/2011						
Iraq	489	0	0	0	489	0	3.39	0	0	86.91	0	0	116	0	0	33	83	0	3.16	0	0	93.10	0	0	01/04/2011						
Jordan	40	0	0	0	40	0	1.76	0	0	95.00	0	0	5	0	0	5	0	0	0.84	0	0	100.00	0	0	10/03/2011						
Kuwait	24	0	0	0	24	0	3.33	0	0	100.00	0	0	5	0	0	1	4	0	2.64	0	0	100.00	0	0	03/04/2011						
Lebanon	19	0	0	0	19	0	1.72	0	0	47.37	0	0	3	0	0	3	0	0	1.07	0	0	66.67	0	0	29/03/2011						
Libya	46	0	0	0	46	0	2.25	0	0	100.00	0	0	6	0	0	5	1	0	1.15	0	0	100.00	0	0	19/02/2011						
Morocco	100	0	0	0	100	0	1.01	0	0	78.00	0	0	24	0	0	12	12	0	0.91	0	0	70.83	0	0	01/04/2011						
Oman	33	0	0	0	33	0	4.28	0	0	87.88	0	0	18	0	0	3	15	0	9.16	0	0	100.00	0	0	03/04/2011						
Pakistan	5386	144	21	22	5199	0	6.34	22	6	88.45	120	24	1023	26	0	183	814	0	4.72	2	1	91.40	26	0	02/04/2011						
Palestine	15	0	0	0	15	0	0.94	0	0	100.00	0	0	5	0	0	2	3	0	1.22	0	0	100.00	0	0	03/04/2011						
Qatar	5	0	0	0	5	0	2.14	0	0	80.00	0	0	1	0	0	1	0	0	1.68	0	0	100.00	0	0	03/04/2011						
Saudi Arabia	238	0	0	0	238	0	2.82	0	0	97.06	0	0	61	0	0	28	33	0	2.78	0	0	98.36	0	0	03/04/2011						
Somalia	164	0	0	0	160	4	3.38	0	0	99.39	0	0	55	0	0	22	33	0	4.31	0	0	98.18	0	0	01/04/2011						
Sudan	408	0	0	0	408	0	2.80	0	0	97.30	0	0	77	0	0	11	66	0	2.05	0	0	98.70	0	0	03/04/2011						
South Sudan	310	0	2	4	304	0	4.06	4	3	92.90	0	0	56	0	0	13	43	0	2.9	0	0	87.50	0	0	01/04/2011						
Syria	194	0	0	0	193	1	2.02	0	0	95.36	0	0	58	0	0	12	46	0	2.29	2	0	93.10	0	0	31/03/2011						
Tunisia	57	0	0	0	57	0	2.18	0	0	92.98	0	0	13	0	0	1	12	0	2.01	0	0	100.00	0	0	28/03/2011						
U.A.E	18	0	0	0	18	0	1.78	0	0	100.00	0	0	8	0	0	1	7	0	3.11	0	0	100.00	0	0	03/04/2011						
Yemen	426	0	0	1	425	0	3.86	1	1	96.48	0	0	89	0	0	88	1	0	3.17	2	2	93.26	0	0	13/03/2011						
EMR	11330	169	28	29	11094	10	4.62	29	10	90.90	137	32	2390	27	0	640	1722	1	3.82	9	5	91.46	27	0							
2009	10610	172	29	0	10401	8	4.40	0	0	91.06	122	52																			

* Confirmed polio cases refer to wild isolation from AFP cases or from contacts of negative index AFP cases

** Non-polio AFP per 100,000 children <15 years

*** Adequate here refers to two stool specimens collected at least 24 hours apart, within 14 days of paralysis of onset

**** AFP cases co infected with P1 and P3 are counted separately as wild isolates



Table 4: Investigation of contacts of AFP cases with paralysis onset in 2011 (up to week 13 ending 03/04/ 2011)

Country	No. of AFP cases	No. of eligible AFP cases for contact sampling*	% of eligible AFP cases with contact samplings	% of eligible AFP cases with 3+ contacts	Total number of Contacts**	% of contacts under 5 years	% of contacts with specimens collected within 7 days of notification of index	% Contact specimens in lab within 3 days of collection	% Contact specimens positive for NPEV	% Contact specimens positive for Sabin like virus	No. of contacts positive for wild virus	% of wild polio virus isolation from contacts	No. of Contacts positive for VDPVs	No. of -ve index AFP cases identified positive by contact	No. of district identified infected from contacts
Afghanistan	382	16	93.8	93.8	108	94.4	67.6	36.9	9.5	4.8	0	0.0		0	0
Bahrain	1	0			0						0			0	0
Djibouti	2	0			0						0			0	0
Egypt	242	35	51.4	51.4	93	78.5	64.5	86.2	4.6	0.0	0	0.0		0	0
Iran	140	33	0.0	0.0	0						0			0	0
Iraq	116	8	37.5	37.5	15	60.0	80.0	100.0	50.0	0.0	0	0.0		0	0
Jordan	5	0			0						0			0	0
Kuwait	5	0			7	71.4	71.4	100.0	20.0	0.0	0	0.0		0	0
Lebanon	3	1	0.0	0.0	0						0			0	0
Libya	6	0			0						0			0	0
Morocco	24	7	42.9	28.6	12	16.7	16.7	16.7	0.0	0.0	0	0.0		0	0
Oman	18	0			22	95.5	77.3	100.0	22.7	9.1	0	0.0		0	0
Pakistan	1023	88	85.2	83.0	247	93.1	69.2	76.0	14.3	4.6	3	1.4		2	1
Palestine	5	0			0						0			0	0
Qatar	1	0			0						0			0	0
Saudi Arabia	61	1	100.0	100.0	3	100.0	0.0	100.0	0.0	0.0	0	0.0		0	0
Somalia	55	1	100.0	100.0	141	88.7	100.0	18.8	7.3	7.3	0	0.0		0	0
Sudan	77	1	100.0	100.0	44	79.5	65.9	57.6	3.0	0.0	0	0.0		0	0
South Sudan	56	7	100.0	85.7	151	78.1	88.1	0.0	12.3	1.5	0	0.0		0	0
Syria	58	4	75.0	75.0	20	80.0	40.0	70.6	0.0	0.0	0	0.0		0	0
Tunisia	13	0			10	0.0	40.0	40.0	0.0	0.0	0	0.0		0	0
U.A.E.	8	0			0						0			0	0
Yemen	89	6	100.0	100.0	33	69.7	54.5				0			0	0
Grand Total 2011	2390	208	63.9	62.0	906	84.1	74.3	48.9	10.6	3.6	3	0.4		2	1
Grand Total 2010	11330	1057	80.3	75.8	5089	83.1	71.9	53.4	18.8	3.3	13	0.3	7	8	4

* Eligible refers to AFP cases with inadequate stool specimens

** Total number of contacts from eligible AFP cases and from other AFP cases as per with country criteria for contact sampling

Last wild contacts in EMRO, 01/01/2010-03/04/2011

Year	Country	Count of wild contacts	Date of Most Recent stool collection
2010	Pakistan	6	24/11/2010
	Afghanistan	7	02/11/2010
2011	Pakistan	3	10/03/2011
Grand Total		16	10/03/2011



Table 5: Laboratory investigation of AFP cases with paralysis onset in 2011 (up to week 13 ending 03 April 2011)

Country	Polio laboratories Sequencing performed by CDC and RIVM laboratories	AFP cases with specimens	Preliminary virus isolation results of AFP cases						Poliovirus intratypic differentiation results #										Indicators				Latest report Date			
			Referred for ITD		NPEV only	Negative	Pending		Type 1			Type 2			Type 3			Discordant pending sequence	NPEV by PCR	Non-EV	Pending ITD	% specimens positive for NPEV*		% AFP cases with culture results within 14 days	% AFP cases with ITD results within 7 days	% AFP cases with ITD results within 45 days of onset**
			L20B+	L20B+INPEV			received < / = 14 days	received > 14 days ago	Wild	Sabin	VDPV	Wild	Sabin	VDPV	Wild	Sabin	VDPV									
Afghanistan	RRL Pakistan	371	19		34	264	54		1	9		1	1	7					1	9%	100%	100%	99%	02/04/2011		
Bahrain	PNL Oman	1				1														0%	100%		100%	03/04/2011		
Djibouti	NPL Kenya	2					2																	03/04/2011		
Egypt***	RRL Egypt	209	4		15	165	19	6						2				2	7%	89%	100%	99%	03/04/2011			
Iran	NPL Iran	129	4			122	3				1			1				2	0%	100%	100%	100%	02/04/2011			
Iraq	NPL Iraq, RRL Egypt	115	4		20	71	19	1											21%	100%			01/04/2011			
Jordan	NPL Jordan, RRL Tunisia	5				5													0%	80%			31/03/2011			
Kuwait	RRL Kuwait	6				5	1												4%	100%		100%	03/04/2011			
Lebanon	RRL Egypt	4					4																03/04/2011			
Libya	RRL Tunisia	6	1			5				1									0%	83%	100%	100%	18/03/2011			
Morocco	NPL Morocco, RRL Tunisia	21			1	13	3	4											9%	100%			01/04/2011			
Oman	NPL Oman	16			2	13	1												12%	93%		100%	03/04/2011			
Pakistan	RRL Pakistan	1058	81	5	97	740	135	1	24	19		13		35		2	10	2	10%	100%	99%	99%	02/04/2011			
Palestine & UNRWA		5				5													0%	0%		80%	03/04/2011			
Qatar	NPL Oman	1				1													0%	100%		100%	03/04/2011			
Saudi Arabia	NPL Saudi Arabia, NPL Oman	60	1			51	8					1							0%	98%	100%	100%	03/04/2011			
Somalia	NPL Kenya	55	5		3	26	10	11				3		2					9%	3%		100%	01/04/2011			
Sudan	NPL Sudan, RRL Egypt	77			3	32	10	32											6%	83%			03/04/2011			
South Sudan	NPL Kenya	56	1		8	42		9						1					16%	0%		91%	01/04/2011			
Syria	NPL Syria, RRL Egypt	50	1		2	41	6												2%	98%			31/03/2011			
Tunisia	RRL Tunisia	13				10		3											0%	100%		100%	18/03/2011			
U.A.E	NPL Oman	8				7	1			1				1					0%	100%		100%	03/04/2011			
Yemen	NPL Oman	72	2		15	55													23%	100%	100%	18%	03/04/2011			
Total EMR 2011		2340	123	5	200	1674	274	69	25	30		19	1	49		2	12	5	9%	94%	99%	95%				
Total EMR 2010		11133	549	35	2049	8497		7	130	204		107	6	31	188		1	4	20	1	16%	94%	98%	97%		

* Specimens from all sources including non-AFP cases, excluding environmental samples

** This indicator reflects surveillance and laboratory activities

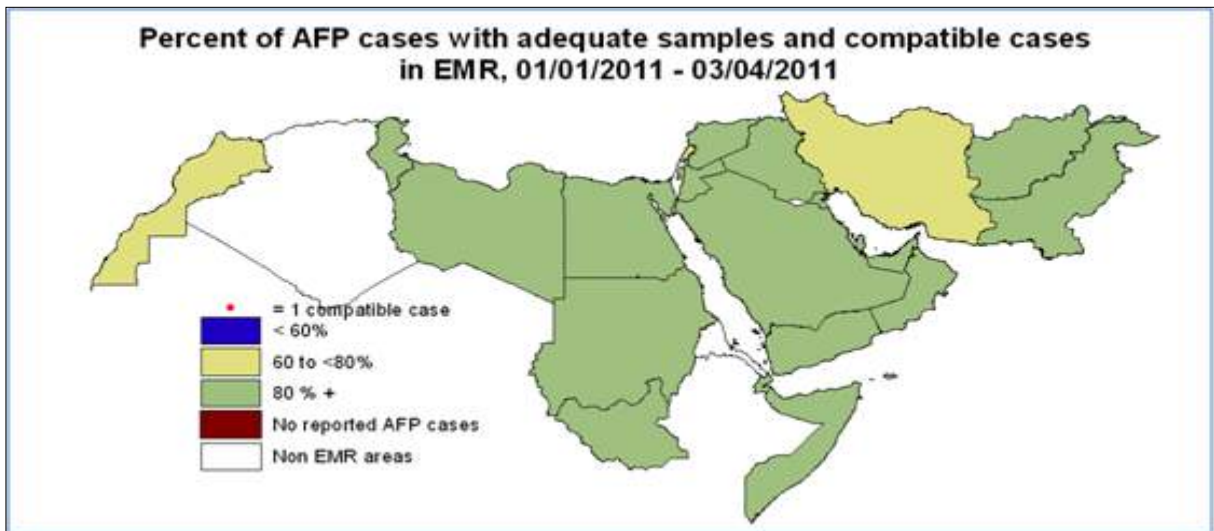
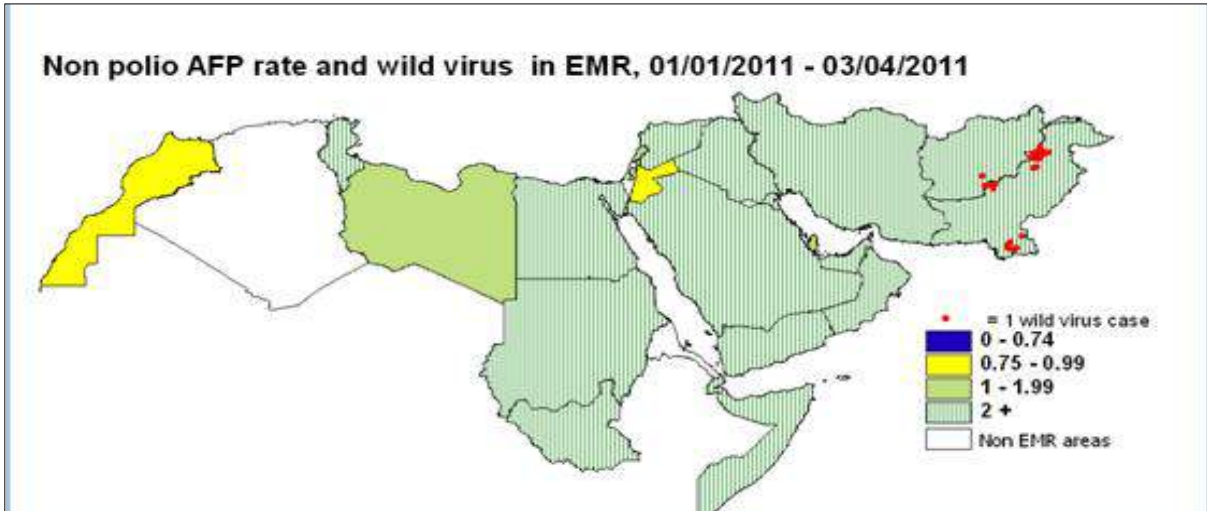
*** Environmental surveillance initiated in Egypt in September 2000 showed the following:

Year	2000	2001	2002	2003	2004	2005	2006	2007	2008	2009	2010	2011	Grand Total
Negative	52	55	136	299	469	499	492	458	444	481	416	75	3876
Pending												31	31
Wild	2	75	26	12	13	2			2				132
Grand Total	54	130	162	311	482	501	492	458	446	481	416	106	4039

In 2008, out of 446 samples, 2 positive for wild virus in Giza governorate (Al Haram Site) genomic sequence data indicate importation from Ethiopia / South Sudan & Cairo governorate (Al Haggana 2) genomic sequence data indicate nearest importation from India

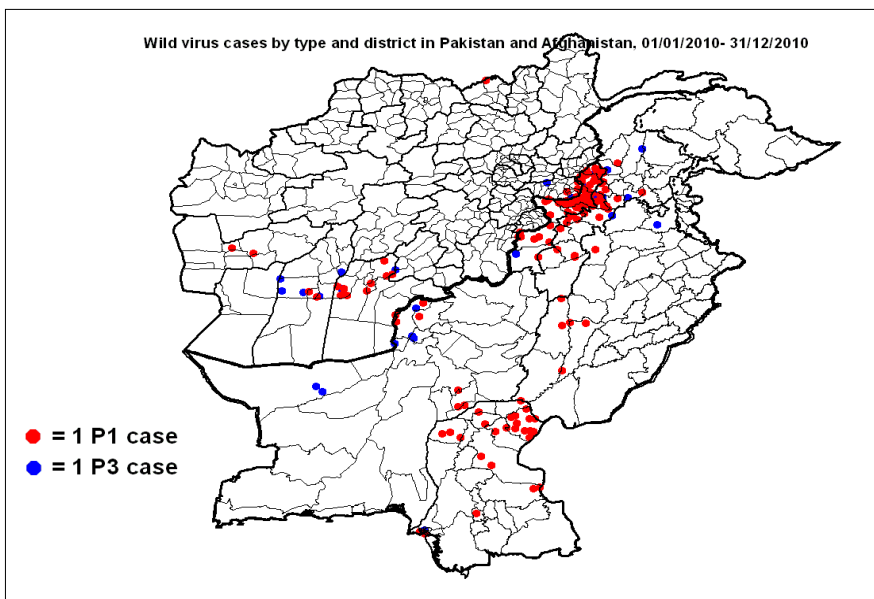
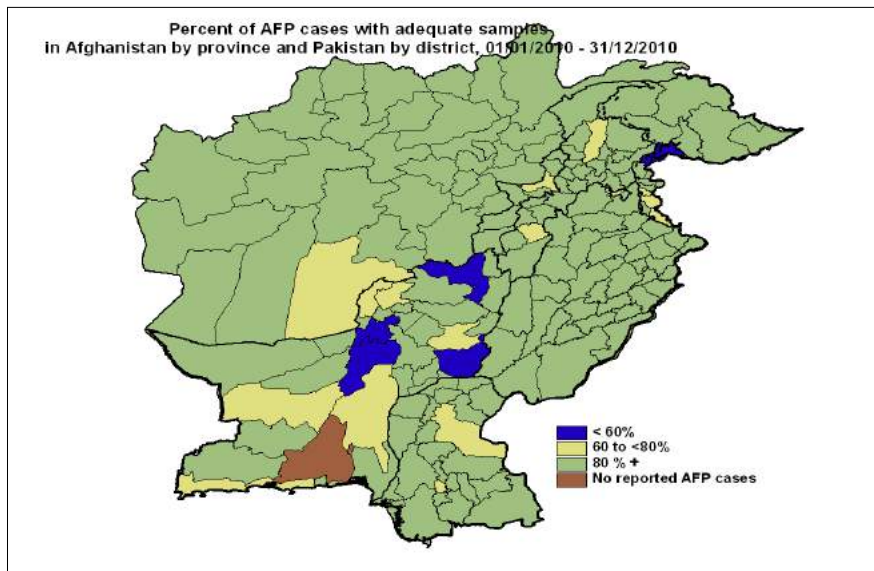
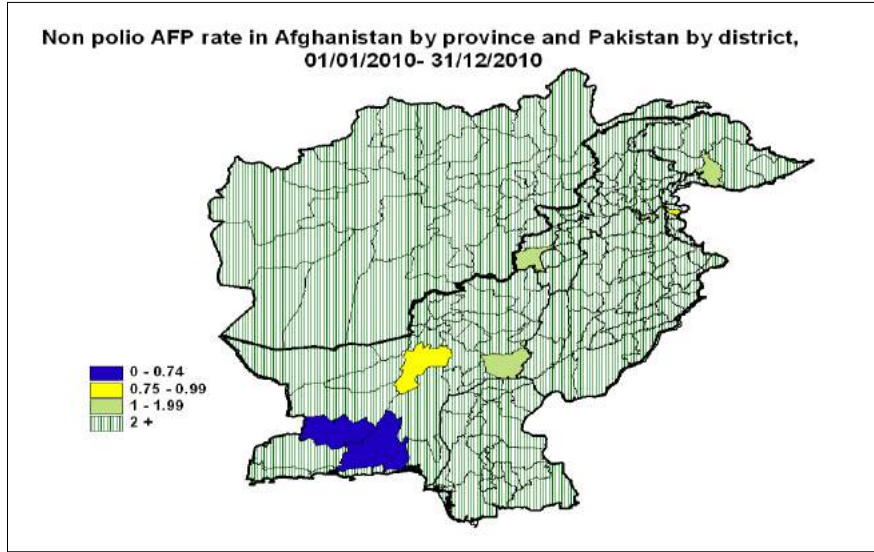
****Environmental surveillance initiated in Pakistan in August 2009 showed the following:

Year	2009				2009 Total	2010								2010 Total	2011						2011 Total		
	KHLEBIA TOWN	KHIGADAP TOWN	KHIGULSHAN-E-QEAL TOWN	LAHORE		KHLEBIA TOWN	KHIGADAP TOWN	KHIGULSHAN-E-QEAL TOWN	LAHORE	PESHAWAR	RAWALPINDI	QUETTA	MULTAN		KHLEBIA TOWN	KHIGADAP TOWN	KHIGULSHAN-E-QEAL TOWN	LAHORE	PESHAWAR	RAWALPINDI		QUETTA	MULTAN
Negative	9	3	5	10	27	10	11	12	27	2	2	4	9	77	2	1	4	5	1	1	3	16	
Pending															1	2	1	2	1	1	1	2	11
Wild	1	8	7	2	18	6	20	12	6	12	5	9	9	79	6	1	2	5	1	5	4	24	
Grand Total	10	11	12	12	45	16	31	24	33	14	7	13	18	156	3	9	6	9	6	3	6	51	



Wild polio cases by country and date of onset of paralysis in EMR, 2010-2011

Year	COUNTRY	P1			P3			Total Count	First Case	Last Case
		Count	First Case	Last Case	Count	First Case	Last Case			
2010	AFG	17	08/01/2010	25/12/2010	8	06/01/2010	11/04/2010	25	06/01/2010	25/12/2010
	PAK	120	01/01/2010	30/12/2010	24	07/01/2010	18/11/2010	144	01/01/2010	30/12/2010
2010 Total		137	01/01/2010	30/12/2010	32	06/01/2010	18/11/2010	169	01/01/2010	30/12/2010
2011	AFG	1	11/01/2011	11/01/2011				1	11/01/2011	11/01/2011
	PAK	26	03/01/2011	15/03/2011				26	03/01/2011	15/03/2011
2011 Total		27	03/01/2011	15/03/2011				27	03/01/2011	15/03/2011





Wild Polio cases by district and date of onset of paralysis, Afghanistan 2010

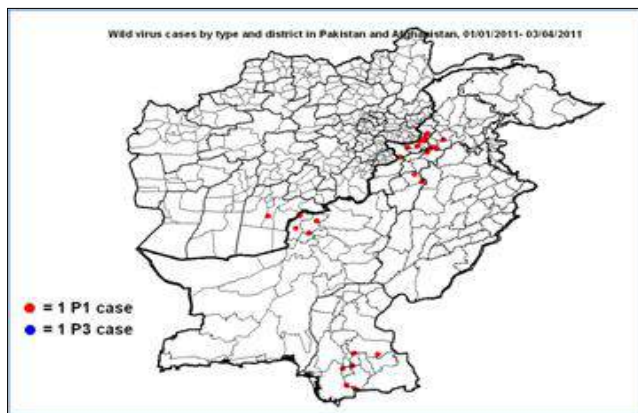
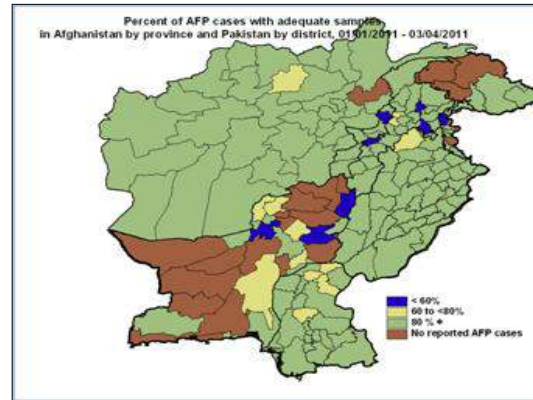
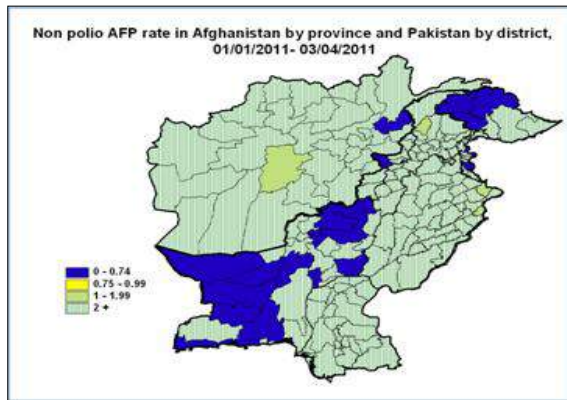
PROVINCE	DISTRICT	P1			P3		
		Count	First case	Last case	Count	First case	Last case
KUNDUZ	IMAM SAHIB	1	13/08/2010	13/08/2010			
FARAH	BALA BULUK	1	08/01/2010	08/01/2010			
	KHAKI SAFED	1	08/05/2010	08/05/2010			
NANGARHAR	SURKH ROD				1	08/04/2010	08/04/2010
	SHINWAR	1	15/05/2010	15/05/2010			
	LAL PUR	1	02/11/2010	02/11/2010			
KANDAHAR	KANDAHAR	2	25/08/2010	19/10/2010			
	MAYWAND	4	26/08/2010	11/10/2010	1	11/04/2010	11/04/2010
	SPIN BOLDAK	1	11/11/2010	11/11/2010			
	SHAH WALI KOT	3	23/05/2010	19/08/2010			
ZABUL	MIZAN				1	26/02/2010	26/02/2010
HILMAND	NAWAY_I_BARAKZAYI	1	01/11/2010	01/11/2010			
	NAD ALI				3	06/01/2010	27/02/2010
	SANGIN				1	24/01/2010	24/01/2010
	LASHKAR GAH	1	25/12/2010	25/12/2010	1	07/01/2010	07/01/2010
Grand Total		17	08/01/2010	25/12/2010	8	06/01/2010	11/04/2010

Bala Buluk P1 case (08/01/2010) was identified as wild by a positive contact with date of stool collection 10/01/2010
 Khaki Safed P1 case (08/05/2010) was identified as wild by a positive contact with date of stool collection 06/06/2010
 Maywand P1 case (26/08/2010) was identified as wild by a positive contact with date of stool collection 24/10/2010
 Kandahar P1 case (19/10/2010) was identified as wild by a positive contact with date of stool collection 02/11/2010

Wild Polio cases by district and date of onset of paralysis, Pakistan 2010

PROVINCE	DISTRICT	P1			P3			
		Count	First case	Last case	Count	First case	Last case	
BALOCHISTAN	QUETTA				3	07/01/2010	17/02/2010	
	PISHIN	1	29/12/2010	29/12/2010				
	CHAGHAI				2	09/03/2010	16/04/2010	
	KABDULAH	2	30/04/2010	21/11/2010	1	08/04/2010	08/04/2010	
	NSIRABAD	2	16/10/2010	26/11/2010				
	JAFARABAD	1	13/10/2010	13/10/2010				
PUNJAB	RAWALPINDI				1	24/06/2010	24/06/2010	
	MIANWALI	1	21/09/2010	21/09/2010				
	DGKHAN	2	13/06/2010	01/09/2010				
	MUZFARGARH	3	26/08/2010	22/11/2010				
SINDH	HYDERABAD	1	03/09/2010	03/09/2010				
	SANGHAR	2	21/08/2010	06/10/2010				
	SUKKUR	1	26/09/2010	26/09/2010				
	GHOTKI	12	18/08/2010	25/10/2010				
	KHAIRPUR	2	21/09/2010	24/10/2010				
	SHIKARPUR	1	21/12/2010	21/12/2010				
	JACOBABAD	1	23/10/2010	23/10/2010				
	KASHMORE	1	28/09/2010	28/09/2010				
	KAMBAR	3	25/09/2010	25/10/2010				
	KHIGIQBAL				1	19/01/2010	19/01/2010	
		KHIKORANGI	1	26/11/2010	26/11/2010			
	KHISITE	1	20/11/2010	20/11/2010				
KHYBER PAKHTOON	SWAT				1	05/02/2010	05/02/2010	
	DIRUPPER	1	10/09/2010	10/09/2010				
	PESHAWAR	6	27/01/2010	15/11/2010	2	04/03/2010	25/05/2010	
	CHARSADA	1	13/04/2010	13/04/2010				
	NOWSHERA	1	25/09/2010	25/09/2010				
	SWABI	1	19/09/2010	19/09/2010	1	16/06/2010	16/06/2010	
	KOHAT	1	21/09/2010	21/09/2010	1	21/10/2010	21/10/2010	
	HANGU	5	09/07/2010	23/12/2010				
	BANNU	1	12/10/2010	12/10/2010				
		LAKKIMRWT	3	24/04/2010	21/09/2010			
	TANK	1	10/12/2010	10/12/2010				
FATA	BAJOUR	9	01/01/2010	20/10/2010	2	12/01/2010	24/02/2010	
	KHYBER	25	27/02/2010	30/12/2010	8	24/05/2010	18/11/2010	
	KURRAM	4	13/07/2010	18/09/2010				
	MOHMAND	13	15/04/2010	19/12/2010				
	ORAKZAI	3	28/08/2010	28/09/2010				
	WAZIR-N	7	07/04/2010	03/11/2010				
		WAZIR-S				1	20/07/2010	20/07/2010
	Grand Total		120	01/01/2010	30/12/2010	24	07/01/2010	18/11/2010

Khyber P3 case (22/10/2010) was identified as wild by a positive contact with date of stool collection 03/11/2010
 Hyderabad P1 case (03/09/2010) was identified as wild by a positive contact with date of stool collection 18/10/2010
 Jacobabad P1 case (23/10/2010) was identified as wild by a positive contact with date of stool collection 13/11/2010
 Kambar P1 case (25/09/2010) was identified as wild by a positive contact with date of stool collection 24/11/2010



* District RY Khan, Punjab Province, was identified as an infected district by isolating wild type P1 virus from a healthy child with date of stool collection 08/01/2011
 * District Nsirabad, Balochistan Province, was identified as an infected district by isolating wild type P1 virus from a healthy child with date of stool collection 26/01/2011

Wild Polio cases by district and date of onset of paralysis, Afghanistan 2011

		P1		
PROVINCE	DISTRICT	Count	First case	Last case
KANDAHAR	DAMAN	1	11/01/2011	11/01/2011
Grand Total		1	11/01/2011	11/01/2011

Wild Polio cases by district and date of onset of paralysis, Pakistan 2011

		P1		
PROVINCE	DISTRICT	Count	First case	Last case
BALOCHISTAN	PISHIN	2	19/02/2011	09/03/2011
	KABDULAH	2	02/03/2011	09/03/2011
SINDH	BADIN	2	22/02/2011	15/03/2011
	TMKHAN	2	18/02/2011	04/03/2011
	T.ALLAHYAR	1	21/01/2011	21/01/2011
	SANGHAR	1	20/01/2011	20/01/2011
KHYBER PAKHTOON	PESHAWAR	2	16/01/2011	09/02/2011
	NOWSHERA	1	06/03/2011	06/03/2011
	KOHAT	2	28/01/2011	12/02/2011
	LAKKIMRWT	2	09/03/2011	13/03/2011
FATA	KHYBER	6	15/01/2011	03/03/2011
	MOHMAND	2	03/01/2011	30/01/2011
	KURRAM	1	06/03/2011	06/03/2011
Grand Total		26	03/01/2011	15/03/2011

Sanghar P1 case (SD/32/11/005) was identified as wild by a positive contact with date of stool collection 26/01/2011
 Peshawar P1 case (NW/30/11/025) was identified as wild by a positive contact with date of stool collection 10/03/2011