



Table 1: Acute Flaccid Paralysis (AFP) cases by week of onset

Country	Reported AFP cases by week of onset - Week (14/11)/ Ending on : (10/04/11)														
	Total AFP 2009	Total AFP 2010	Total AFP to date, 2011	W 03 23 Jan 11	W 04 30 Jan 11	W 05 06 Feb 11	W 06 13 Feb 11	W 07 20 Feb 11	W 08 27 Feb 11	W 09 06 Mar 11	W 10 13 Mar 11	W 11 20 Mar 11	W 12 27 Mar 11	W 13 03 Apr 11	W 14 10 Apr 11
Afghanistan	1477	1572	419	27	45	35	24	31	28	35	43	33	20	28	3
Bahrain	7	10	1	1	0	0	0	0	0	0	0	0	0	0	0
Djibouti	6	3	2	0	0	0	0	0	1	0	0	0	0	0	0
Egypt	1126	1151	272	17	13	21	11	21	13	16	17	16	28	27	4
Iran	548	622	147	8	13	16	5	8	10	9	19	7	8	7	0
Iraq	412	489	131	8	7	7	10	10	22	10	11	10	8	10	2
Jordan ****	31	40	5	0	0	1	0	2	0	1					
Kuwait	25	24	6	0	1	0	0	1	0	0	1	0	1	1	0
Lebanon ****	8	19	3	1	0	1	0	0	0	0	1	0	0		
Libya	44	46	6	1	0	3	0								
Morocco	115	100	25	3	4	5	1	0	2	0	2	1	1	2	
Oman	19	33	19	0	3	4	2	0	0	1	0	0	3	1	0
Pakistan	5163	5386	1088	98	89	116	82	91	68	102	87	77	57	15	
Palestine ****	18	15	5	0	0	1	1	0	0	1	0	0	0	0	0
Qatar	4	5	1	0	0	0	0	0	1	0	0	0	0	0	0
Saudi Arabia	195	238	68	8	3	2	5	4	5	3	0	5	7	5	0
Somalia	162	164	56	2	4	5	5	9	4	4	4	7	3	1	0
Sudan	425	408	86	4	4	6	6	7	15	5	4	10	5	4	0
South Sudan	199	310	84	4	4	8	8	10	7	6	7	8	9	4	
Syria ****	203	194	63	4	3	3	9	3	5	4	5	6	4	0	
Tunisia	40	57	14	1	3	3	1	0	0	4	0	1	1	0	
U.A.E	17	18	8	1	1	0	3	0	0	2	0	1	0	0	0
Yemen	366	426	112	5	13	7	8	10	11	6	9	2	7	3	1
Total EMR	10610	11330	2621	193	210	244	181	207	192	209	210	184	162	108	10

No data = No report received

Table 2: Confirmed polio cases by month of onset

Country	Total year 2009	Total year 2010	10/04		Confirmed polio cases by month of onset											
			2010	2011	May 2010	June 2010	July 2010	August 2010	September 2010	October 2010	November 2010	December 2010	January 2011	February 2011	March 2011	April 2011
Afghanistan	38	25	8	1	3	0	1	5	1	2	3	1	1	0		
Bahrain	0	0	0	0	0	0	0	0	0	0	0	0	0	0	0	0
Djibouti	0	0	0	0	0	0	0	0	0	0	0	0			0	
Egypt	0	0	0	0	0	0	0	0	0	0	0	0	0	0		
Iran	0	0	0	0	0	0	0	0	0	0	0					
Iraq	0	0	0	0	0	0	0	0	0	0	0	0	0			
Jordan ****	0	0	0	0	0	0	0	0	0	0	0	0	0			
Kuwait	0	0	0	0	0	0	0	0	0	0	0	0	0	0		
Lebanon ****	0	0	0	0	0	0	0	0	0	0	0	0	0	0		
Libya	0	0	0	0	0	0	0	0	0	0	0					
Morocco	0	0	0	0	0	0	0	0	0	0	0	0	0	0		
Oman	0	0	0	0	0	0	0	0	0	0	0	0	0	0		
Pakistan	89	144	14	26	5	6	6	15	41	29	15	7	8	8	10	
Palestine ****	0	0	0	0	0	0	0	0	0	0	0	0	0	0	0	0
Qatar	0	0	0	0	0	0	0	0	0	0	0	0	0	0	0	0
Saudi Arabia	0	0	0	0	0	0	0	0	0	0	0	0	0			
Somalia	0	0	0	0	0	0	0	0	0	0	0					
Sudan	5	0	0	0	0	0	0	0	0	0	0	0	0	0		
South Sudan	40	0	0	0	0	0	0	0	0	0	0					
Syria ****	0	0	0	0	0	0	0	0	0	0	0	0	0	0		
Tunisia	0	0	0	0	0	0	0	0	0	0	0	0	0	0		
U.A.E	0	0	0	0	0	0	0	0	0	0	0	0	0	0	0	0
Yemen	0	0	0	0	0	0	0	0	0	0	0	0	0			
Total EMR	172	169	22	27	8	6	7	20	42	31	18	8	9	8	10	

**** UNRWA cases are included with those of country of residence



Table 3: Investigation of AFP cases with paralysis onset in 2010 & 2011 (up to week 14 ending 10 Apr 2011)

COUNTRY	2010												2011												Latest line List Date						
	AFP									Specimen			Wild isolates			AFP										Specimen			Wild isolates		
	Total AFP cases onset 2009	Case classification					Non polio AFP rate **	AFP cases pending classification > 90 days from onset of paralysis	AFP cases pending classification and lab > 90 days from onset of paralysis	% with *** adequate specimens	Wild P1 Poliovirus	Wild P3 Poliovirus	Total AFP cases onset 2010	Case classification					Annualized Non polio AFP rate **	AFP cases pending classification > 90 days from onset of paralysis	AFP cases pending classification and lab > 90 days from onset of paralysis	% with *** adequate specimens	Wild P1 Poliovirus	Wild P3 Poliovirus							
		Total Confirmed Polio Cases *	Polio Compatible	Pending Classification	Discarded (non polio AFP)	VDPV								Total Confirmed Polio Cases *	Polio Compatible	Pending Classification	Discarded (non polio AFP)	VDPV													
Afghanistan	1572	25	5	1	1537	5	9.08	1	1	92.62	17	8	419	1	0	80	337	1	8.76	2	0	94.99	1	0	10/04/2011						
Bahrain	10	0	0	0	10	0	4.87	0	0	80.00	0	0	1	0	0	0	1	0	1.78	0	0	100.00	0	0	11/04/2011						
Djibouti	3	0	0	2	1	0	1.23	2	0	33.33	0	0	2	0	0	2	0	0	2.54	0	0	100.00	0	0	10/04/2011						
Egypt	1151	0	0	0	1151	0	3.73	0	0	94.87	0	0	272	0	0	87	185	0	3.23	0	0	87.87	0	0	09/04/2011						
Iran	622	0	0	0	622	0	3.51	0	0	90.68	0	0	147	0	0	40	107	0	3.04	5	4	78.23	0	0	10/04/2011						
Iraq	489	0	0	0	489	1	3.39	0	0	86.91	0	0	131	0	0	34	97	0	3.32	0	0	93.89	0	0	08/04/2011						
Jordan	40	0	0	0	40	0	1.76	0	0	95.00	0	0	5	0	0	5	0	0	0.78	0	0	100.00	0	0	10/03/2011						
Kuwait	24	0	0	0	24	0	3.33	0	0	100.00	0	0	6	0	0	1	5	0	2.94	0	0	100.00	0	0	10/04/2011						
Lebanon	19	0	0	0	19	0	1.72	0	0	47.37	0	0	3	0	0	3	0	0	0.99	0	0	66.67	0	0	29/03/2011						
Libya	46	0	0	0	46	0	2.25	0	0	100.00	0	0	6	0	0	5	1	0	1.07	1	1	100.00	0	0	19/02/2011						
Morocco	100	0	0	0	100	0	1.01	0	0	78.00	0	0	25	0	0	13	12	0	0.92	0	0	76.00	0	0	08/04/2011						
Oman	33	0	0	0	33	0	4.28	0	0	87.88	0	0	19	0	0	4	15	0	8.99	0	0	100.00	0	0	10/04/2011						
Pakistan	5386	144	21	16	5205	0	6.34	16	4	88.45	120	24	1088	26	0	179	883	0	4.68	8	3	91.64	26	0	10/04/2011						
Palestine	15	0	0	0	15	0	0.94	0	0	100.00	0	0	5	0	0	2	3	0	1.13	0	0	100.00	0	0	10/04/2011						
Qatar	5	0	0	0	5	0	2.14	0	0	80.00	0	0	1	0	0	1	0	0	1.57	0	0	100.00	0	0	11/04/2011						
Saudi Arabia	238	0	0	0	238	0	2.82	0	0	97.06	0	0	68	0	0	32	36	0	2.88	0	0	97.06	0	0	10/04/2011						
Somalia	164	0	0	0	160	4	3.38	0	0	99.39	0	0	56	0	0	17	37	2	4.08	0	0	98.21	0	0	11/04/2011						
Sudan	408	0	0	0	408	0	2.80	0	0	97.30	0	0	86	0	0	14	72	0	2.13	0	0	98.84	0	0	10/04/2011						
South Sudan	310	0	2	4	304	0	4.06	4	3	92.90	0	0	84	0	0	39	45	0	4	1	0	90.48	0	0	08/04/2011						
Syria	194	0	0	0	193	1	2.02	0	0	95.36	0	0	63	0	0	14	49	0	2.32	1	0	93.65	0	0	07/04/2011						
Tunisia	57	0	0	0	57	0	2.18	0	0	92.98	0	0	14	0	0	2	12	0	2.01	0	0	100.00	0	0	05/04/2011						
U.A.E	18	0	0	0	18	0	1.78	0	0	100.00	0	0	8	0	0	0	8	0	2.89	0	0	100.00	0	0	10/04/2011						
Yemen	426	0	0	0	426	0	3.86	0	0	96.48	0	0	112	0	0	44	68	0	3.71	2	0	94.64	0	0	09/04/2011						
EMR	11330	169	28	23	11101	11	4.62	23	8	90.90	137	32	2621	27	0	618	1973	3	3.9	20	8	91.84	27	0							
2009	10610	172	29	0	10401	8	4.40	0	0	91.06	122	52																			

* Confirmed polio cases refer to wild isolation from AFP cases or from contacts of negative index AFP cases

** Non-polio AFP per 100,000 children <15 years

*** Adequate here refers to two stool specimens collected at least 24 hours apart, within 14 days of paralysis of onset

**** AFP cases co infected with P1 and P3 are counted separately as wild isolates



Table 4: Investigation of contacts of AFP cases with paralysis onset in 2011 (up to week 14 ending 10/04/ 2011)

Country	No. of AFP cases	No. of eligible AFP cases for contact sampling*	% of eligible AFP cases with contact samplings	% of eligible AFP cases with 3+ contacts	Total number of Contacts**	% of contacts under 5 years	% of contacts with specimens collected within 7 days of notification of index	% Contact specimens in lab within 3 days of collection	% Contact specimens positive for NPEV	% Contact specimens positive for Sabin like virus	No. of contacts positive for wild virus	% of wild polio virus isolation from contacts	No. of Contacts positive for VDPVs	No. of -ve index AFP cases identified positive by contact	No. of district identified infected from contacts
Afghanistan	419	21	76.2	76.2	116	94.8	65.5	31.7	11.9	6.9	0	0.0		0	0
Bahrain	1	0			0						0			0	0
Djibouti	2	0			0						0			0	0
Egypt	272	37	51.4	51.4	99	78.8	63.6	88.8	8.8	0.0	0	0.0		0	0
Iran	147	32	0.0	0.0	0						0			0	0
Iraq	131	8	75.0	62.5	22	72.7	50.0	100.0	23.5	0.0	0	0.0		0	0
Jordan	5	0			0						0			0	0
Kuwait	6	0			7	71.4	71.4	100.0	14.3	0.0	0	0.0		0	0
Lebanon	3	1	0.0	0.0	0						0			0	0
Libya	6	0			0						0			0	0
Morocco	25	6	50.0	33.3	12	16.7	16.7	16.7	0.0	0.0	0	0.0		0	0
Oman	19	0			22	95.5	77.3	100.0	22.7	9.1	0	0.0		0	0
Pakistan	1088	91	84.6	82.4	259	92.7	67.2	75.5	16.2	5.8	3	1.2		2	1
Palestine	5	0			0						0			0	0
Qatar	1	0			0						0			0	0
Saudi Arabia	68	2	50.0	50.0	3	100.0	0.0	100.0	0.0	0.0	0	0.0		0	0
Somalia	56	1	100.0	100.0	153	88.2	100.0	15.4	6.8	5.1	0	0.0	3	0	0
Sudan	86	1	100.0	100.0	49	77.6	67.3	57.6	3.0	0.0	0	0.0		0	0
South Sudan	84	8	87.5	75.0	202	80.2	89.6	2.3	12.0	1.5	0	0.0		0	0
Syria	63	4	75.0	75.0	20	80.0	40.0	70.6	0.0	0.0	0	0.0		0	0
Tunisia	14	0			10	0.0	40.0	40.0	0.0	0.0	0	0.0		0	0
U.A.E.	8	0			0						0			0	0
Yemen	112	6	100.0	100.0	39	71.8	61.5	0.0	0.0	0.0	0	0.0		0	0
Grand Total 2010	2621	218	64.2	61.9	1013	84.3	74.1	49.2	11.7	3.9	3	0.4	3	2	1
Grand Total 2009	11330	1057	80.3	75.8	5097	83.1	71.8	53.4	18.8	3.3	13	0.3	7	8	4

* Eligible refers to AFP cases with inadequate stool specimens

** Total number of contacts from eligible AFP cases and from other AFP cases as per with country criteria for contact sampling

Last wild contacts in EMRO, 01/01/2011-10/04/2011

Year	Country	Data	Date of Most Recent stool collection
		Count of wild contacts	
2010	Pakistan	6	24/11/10
	Afghanistan	7	02/11/10
2011	Pakistan	3	10/03/11
Grand Total		16	10/03/11



Table 5: Laboratory investigation of AFP cases with paralysis onset in 2011 (up to week 14 ending 10 April 2011)

Country	Polio laboratories Sequencing performed by CDC and RIVM laboratories	AFP cases with specimens	Preliminary virus isolation results of AFP cases						Poliovirus intratypic differentiation results #										Indicators				Latest report Date			
			Referred for ITD		NPEV only	Negative	Pending		Type 1			Type 2			Type 3			Discordant pending sequence	NPEV by PCR	Non-EV	Pending ITD	% specimens positive for NPEV*		% AFP cases with culture results within 14 days	% AFP cases with ITD results within 7 days	% AFP cases with ITD results within 45 days of onset**
			L20B+	L20B+INPEV			received < / = 14 days	received > 14 days ago	Wild	Sabin	VDPV	Wild	Sabin	VDPV	Wild	Sabin	VDPV									
Afghanistan	RRL Pakistan	391	19		40	297	35		1	10			1	1	8						9%	100%	100%	99%	10/04/2011	
Bahrain	PNL Oman	1				1															0%	100%		100%	10/04/2011	
Djibouti	NPL Kenya	2						2																	11/04/2011	
Egypt***	RRL Egypt	209	4		15	165		25							2				2		7%	89%	100%	99%	10/04/2011	
Iran	NPL Iran	146	4			126	16						1		1				2		0%	100%	100%	100%	09/04/2011	
Iraq	NPL Iraq, RRL Egypt	130	4		24	81	21	1													21%	100%			08/04/2011	
Jordan	NPL Jordan, RRL Tunisia	6				5	1														0%	80%			07/04/2011	
Kuwait	RRL Kuwait	6				5		1													4%	100%		100%	10/04/2011	
Lebanon	RRL Egypt	4						4																	10/04/2011	
Libya	RRL Tunisia	6	1			5				1											0%	83%	100%	100%	04/04/2011	
Morocco	NPL Morocco, RRL Tunisia	23			1	14	4	4													9%	100%			08/04/2011	
Oman	NPL Oman	18			2	13	3														11%	93%		100%	10/04/2011	
Pakistan	RRL Pakistan	1136	84	7	116	813	117		24	21			14		39		3		10		11%	100%	99%	99%	10/04/2011	
Palestine & UNRWA		5				5															0%	0%		80%	10/04/2011	
Qatar	NPL Oman	1				1															0%	100%		100%	10/04/2011	
Saudi Arabia	NPL Saudi Arabia, NPL Oman	62	1			59	2						1								0%	98%	100%	100%	10/04/2011	
Somalia	NPL Kenya	56	5		4	32	2	14					2	1	2						10%	2%		100%	11/04/2011	
Sudan	NPL Sudan, RRL Egypt	85	1		3	32	11	39													6%	83%			10/04/2011	
South Sudan	NPL Kenya	84	1		8	44	14	21							1						15%	0%		92%	08/04/2011	
Syria	NPL Syria, RRL Egypt	50	1		2	41	2	4													2%	98%			31/03/2011	
Tunisia	RRL Tunisia	15				15															0%	100%		100%	04/04/2011	
U.A.E	NPL Oman	8				8				1					1						0%	100%		100%	10/04/2011	
Yemen	NPL Oman	72	2		15	55															23%	100%	100%	18%	10/04/2011	
Total EMR 2011		2516	127	7	230	1817	228	115	25	33			19	2	54		3		12	2	10%	94%	99%	96%		
Total EMR 2010		11132	549	35	2049	8496		7	130	204			107	6	31	188		1	4	20	1	16%	94%	98%	97%	

* Specimens from all sources including non-AFP cases, excluding environmental samples

** This indicator reflects surveillance and laboratory activities

*** Environmental surveillance initiated in Egypt in September 2000 showed the following:

WILD_ALL	2000	2001	2002	2003	2004	2005	2006	2007	2008	2009	2010	2011	Grand Total
Negative	52	55	136	299	469	499	492	458	444	481	416	93	3894
Pending												23	23
Wild	2	75	26	12	13	2			2				132
Grand Total	54	130	162	311	482	501	492	458	446	481	416	116	4049

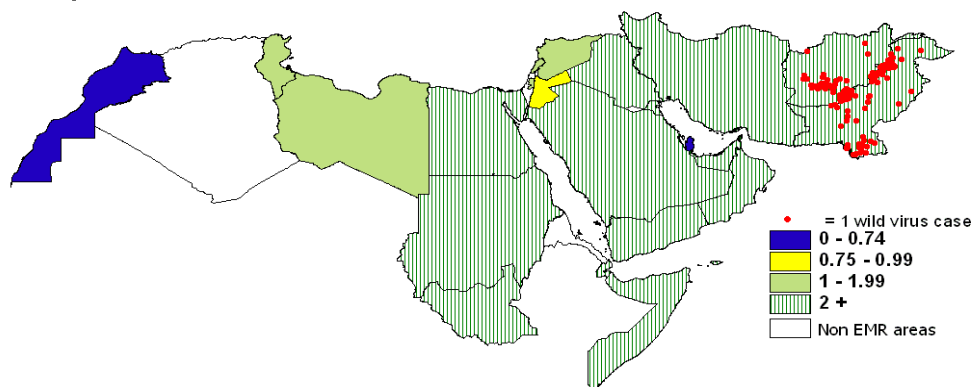
In 2008, out of 446 samples, 2 positive for wild virus in Giza governorate (Al Haram Site) genomic sequence data indicate importation from Ethiopia South Sudan & Cairo governorate (Al Haggana 2) genomic sequence data indicate nearest importation from India

****Environmental surveillance initiated in Pakistan in August 2009 showed the following:

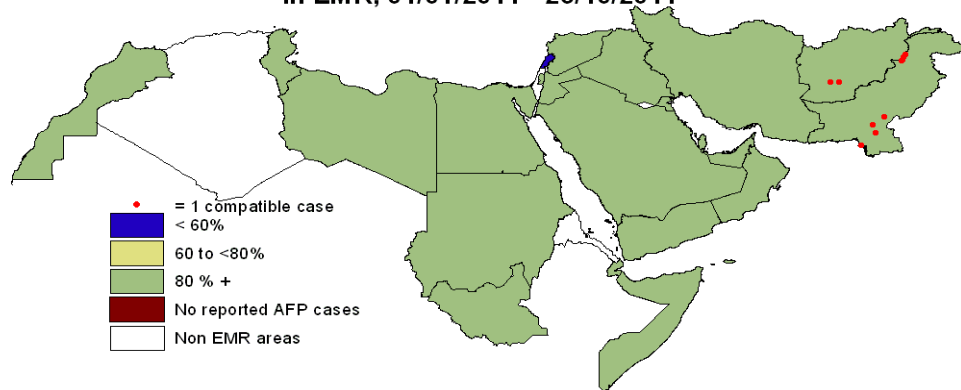
Status	2009				2009 Total	2010							2010 Total	2011					2011 Total			
	Kh.BALDIA TOWN	Kh.GADAP TOWN	Kh.GULSHAN-E-QIBAL TOWN	LAHORE		Kh.BALDIA TOWN	Kh.GADAP TOWN	Kh.GULSHAN-E-QIBAL TOWN	LAHORE	PESHAWAR	RAWALPINDI	QUETTA		MILTAN	Kh.BALDIA TOWN	Kh.GADAP TOWN	Kh.GULSHAN-E-QIBAL TOWN	LAHORE		PESHAWAR	RAWALPINDI	QUETTA
Negative	9	3	5	10	27	10	11	12	27	2	2	4	9	77	2	2	5	6	1	1	3	19
pending															1	1	2	1	1	1	3	11
Wild	1	8	7	2	18	6	20	12	6	12	5	9	9	79	6	1	2	5	1	5	4	24
Grand Total	10	11	12	12	45	16	31	24	33	14	7	13	18	156	3	9	7	10	6	3	6	54



Non polio AFP rate and wild virus in EMR, 01/01/2011 - 23/10/2011



Percent of AFP cases with adequate samples and compatible cases in EMR, 01/01/2011 - 23/10/2011

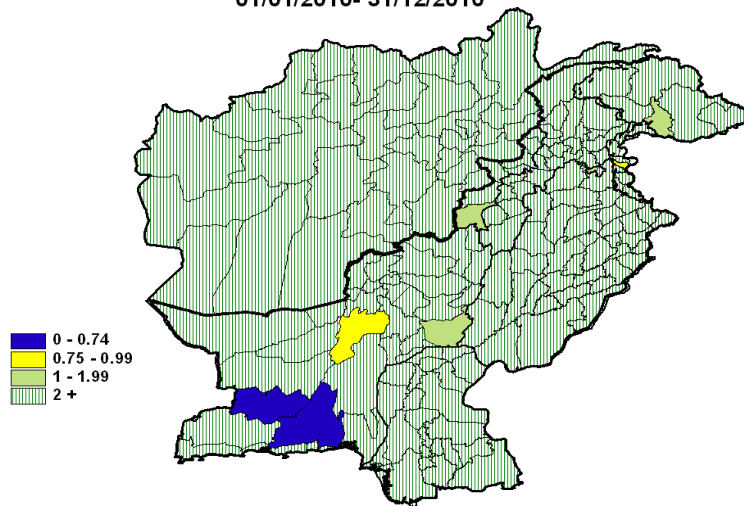


Wild polio cases by country and date of onset of paralysis in EMR, 2010-2011

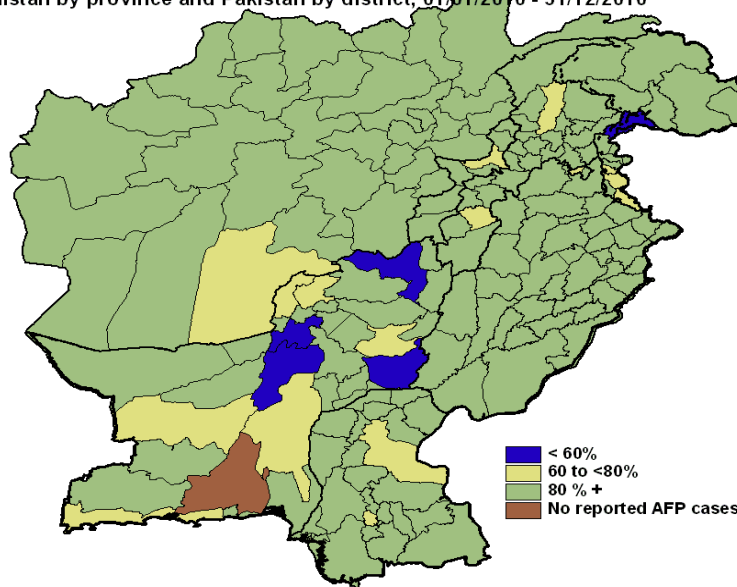
Year	COUNTRY	P1			P3			Total Count	Total First Case	Total Last Case
		Count	First Case	Last Case	Count	First Case	Last Case			
2010	AFG	17	08/01/10	25/12/10	8	06/01/10	11/04/10	25	06/01/10	25/12/10
	PAK	120	01/01/10	30/12/10	24	07/01/10	18/11/10	144	01/01/10	30/12/10
2010 Total		137	01/01/10	30/12/10	32	06/01/10	18/11/10		01/01/10	30/12/10
2011	AFG	1	11/01/11	11/01/11				1	11/01/11	11/01/11
	PAK	26	03/01/11	19/03/11				26	03/01/11	19/03/11
2011 Total		27	03/01/11	19/03/11					03/01/11	19/03/11



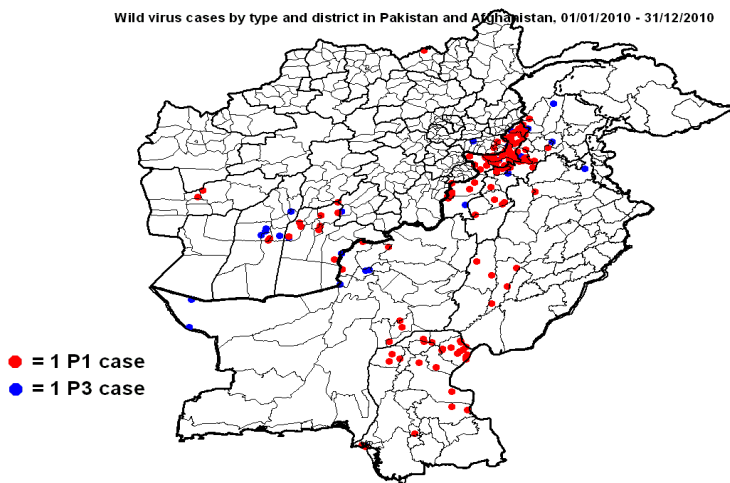
Non polio AFP rate in Afghanistan by province and Pakistan by district, 01/01/2010- 31/12/2010



Percent of AFP cases with adequate samples in Afghanistan by province and Pakistan by district, 01/01/2010 - 31/12/2010



Wild virus cases by type and district in Pakistan and Afghanistan, 01/01/2010 - 31/12/2010





Wild Polio cases by district and date of onset of paralysis, Afghanistan 2010

PROVINCE	DISTRICT	P1			P3		
		Count	First case	Last case	Count	First case	Last case
☐ KUNDUZ	IMAM SAHIB	1	13/08/10	13/08/10			
☐ FARAH	BALA BULUK	1	08/01/10	08/01/10			
	KHAKI SAFED	1	08/05/10	08/05/10			
☐ NANGARHAR	SURKH ROD				1	08/04/10	08/04/10
	SHINWAR	1	15/05/10	15/05/10			
	LAL PUR	1	02/11/10	02/11/10			
☐ KANDAHAR	KANDAHAR	2	25/08/10	19/10/10			
	MAYWAND	4	26/08/10	11/10/10	1	11/04/10	11/04/10
	SPIN BOLDAK	1	11/11/10	11/11/10			
	SHAH WALI KOT	3	23/05/10	19/08/10			
☐ ZABUL	MIZAN				1	26/02/10	26/02/10
☐ HILMAND	NAWAY_I_BARAKZAYI	1	01/11/10	01/11/10			
	NAD ALI				3	06/01/10	27/02/10
	SANGIN				1	24/01/10	24/01/10
	LASHKAR GAH	1	25/12/10	25/12/10	1	07/01/10	07/01/10
Grand Total		17	08/01/10	25/12/10	8	06/01/10	11/04/10

Bala Buluk P1 case (08/01/2010) was identified as wild by a positive contact with date of stool collection 10/01/2010
 Khaki Safed P1 case (08/05/2010) was identified as wild by a positive contact with date of stool collection 06/06/2010
 Maywand P1 case (26/08/2010) was identified as wild by a positive contact with date of stool collection 24/10/2010
 Kandahar P1 case (19/10/2010) was identified as wild by a positive contact with date of stool collection 02/11/2010

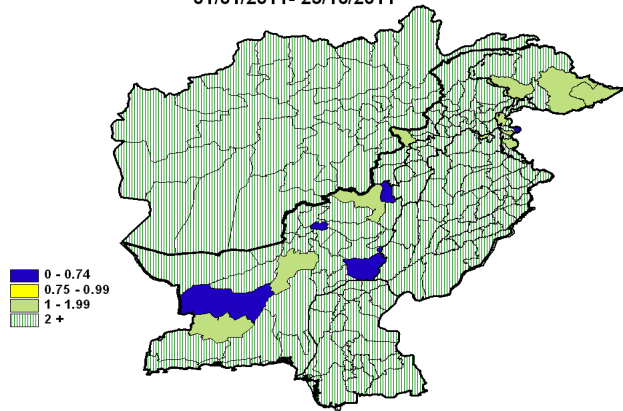
Wild Polio cases by district and date of onset of paralysis, Pakistan 2010

PROVINCE	DISTRICT	P1			P3		
		Count	First case	Last case	Count	First case	Last case
☐ BALOCHISTAN	QUETTA				3	07/01/10	17/02/10
	PISHIN	1	29/12/10	29/12/10			
	CHAGHAI				2	09/03/10	16/04/10
	KABDULAH	2	30/04/10	21/11/10	1	08/04/10	08/04/10
	NSIRABAD	2	16/10/10	26/11/10			
	JAFARABAD	1	13/10/10	13/10/10			
☐ PUNJAB	RAWALPINDI				1	24/06/10	24/06/10
	MIANWALI	1	21/09/10	21/09/10			
	DGKHAN	2	13/06/10	01/09/10			
☐ SINDH	MUZFARGARH	3	26/08/10	22/11/10			
	HYDERABAD	1	03/09/10	03/09/10			
	SANGHAR	2	21/08/10	06/10/10			
	SUKKUR	1	26/09/10	26/09/10			
	GHOTKI	12	18/08/10	25/10/10			
	KHAIRPUR	2	21/09/10	24/10/10			
	SHIKARPUR	1	21/12/10	21/12/10			
	JACOBABAD	1	23/10/10	23/10/10			
	KASHMORE	1	28/09/10	28/09/10			
	KAMBAR	3	25/09/10	25/10/10			
	KHIGIQBAL				1	19/01/10	19/01/10
	KHIKORANGI	1	26/11/10	26/11/10			
	KHISITE	1	20/11/10	20/11/10			
☐ KHYBER PAKHTOON	SWAT				1	05/02/10	05/02/10
	DIRUPPER	1	10/09/10	10/09/10			
	PESHAWAR	6	27/01/10	15/11/10	2	04/03/10	25/05/10
	CHARSADA	1	13/04/10	13/04/10			
	NOWSHERA	1	25/09/10	25/09/10			
	SWABI	1	19/09/10	19/09/10	1	16/06/10	16/06/10
	KOHAT	1	21/09/10	21/09/10	1	21/10/10	21/10/10
	HANGU	5	09/07/10	23/12/10			
	BANNU	1	12/10/10	12/10/10			
	LAKKIMRWT	3	24/04/10	21/09/10			
	TANK	1	10/12/10	10/12/10			
☐ FATA	BAJOUR	9	01/01/10	20/10/10	2	12/01/10	24/02/10
	KHYBER	25	27/02/10	30/12/10	8	24/05/10	18/11/10
	MOHMAND	13	15/04/10	19/12/10			
	KURRAM	4	13/07/10	18/09/10			
	ORAKZAI	3	28/08/10	28/09/10			
	WAZIR-N	7	07/04/10	03/11/10			
	WAZIR-S				1	20/07/10	20/07/10
Grand Total		120	01/01/10	30/12/10	24	07/01/10	18/11/10

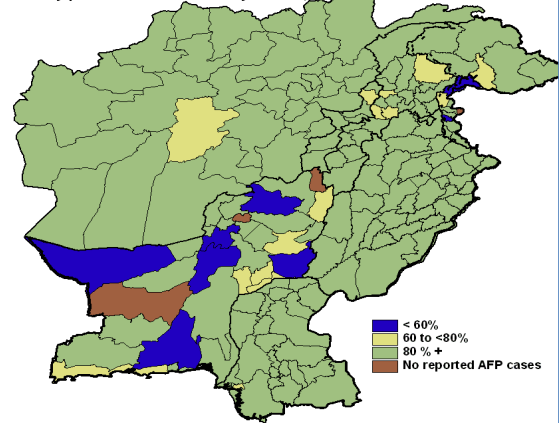
Khyber P3 case (22/10/2010) was identified as wild by a positive contact with date of stool collection 03/11/2010
 Hyderabad P1 case (03/09/2010) was identified as wild by a positive contact with date of stool collection 18/10/2010
 Jacobabad P1 case (23/10/2010) was identified as wild by a positive contact with date of stool collection 13/11/2010
 Kambar P1 case (25/09/2010) was identified as wild by a positive contact with date of stool collection 24/11/2010



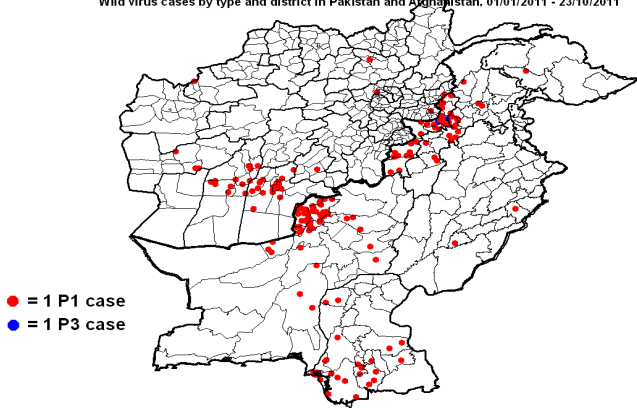
Non polio AFP rate in Afghanistan by province and Pakistan by district, 01/01/2011- 23/10/2011



Percent of AFP cases with adequate samples in Afghanistan by province and Pakistan by district, 01/01/2011 - 23/10/2011



Wild virus cases by type and district in Pakistan and Afghanistan, 01/01/2011 - 23/10/2011



* District RY Khan, Punjab Province, was identified as an infected district by isolating wild type P1 virus from a healthy child with date of stool collection 08/01/2011
 * District Nsirabad, Balochistan Province, was identified as an infected district by isolating wild type P1 virus from a healthy child with date of stool collection 26/01/2011

Wild Polio cases by district and date of onset of paralysis, Afghanistan 2011

PROVINCE	DISTRICT	P1		
		Count	First case	Last case
KANDAHAR	DAMAN	1	11/01/11	11/01/11
Grand Total		1	11/01/11	11/01/11

Wild Polio cases by district and date of onset of paralysis, Pakistan 2011

PROVINCE	DISTRICT	P1		
		Count	First case	Last case
BALOCHISTAN	PISHIN	2	19/02/11	09/03/11
	KABDULAH	3	02/03/11	19/03/11
SINDH	BADIN	2	22/02/11	15/03/11
	TMKHAN	2	18/02/11	04/03/11
	T.ALLAHYAR	1	21/01/11	21/01/11
	SANGHAR	1	20/01/11	20/01/11
KHYBER PAKHTOON	PESHAWAR	2	16/01/11	09/02/11
	KOHAT	2	28/01/11	12/02/11
	LAKKIMRWT	2	09/03/11	13/03/11
FATA	KHYBER	6	15/01/11	03/03/11
	MOHMAND	2	03/01/11	30/01/11
	KURRAM	1	06/03/11	06/03/11
Grand Total		26	03/01/11	19/03/11

Sanghar P1 case (SD/32/11/005) was identified as wild by a positive contact with date of stool collection 26/01/2011
 Peshawar P1 case (NW/30/11/025) was identified as wild by a positive contact with date of stool collection 10/03/2011