



Table 1: Acute Flaccid Paralysis (AFP) cases by week of onset

Country	Reported AFP cases by week of onset - Week (18/11)/ Ending on : (08/05/11)														
	Total AFP 2009	Total AFP 2010	Total AFP to date, 2011	W 07 20 Feb 11	W 08 27 Feb 11	W 09 06 Mar 11	W 10 13 Mar 11	W 11 20 Mar 11	W 12 27 Mar 11	W 13 03 Apr 11	W 14 10 Apr 11	W 15 17 Apr 11	W 16 24 Apr 11	W 17 01 May 11	W 18 08 May 11
Afghanistan	1477	1572	541	30	28	35	41	31	20	36	39	40	24	19	2
Bahrain	7	10	2	0	0	0	0	0	0	0	0	1	0	0	0
Djibouti	6	3	2	0	1	0	0	0	0	0	0	0	0	0	0
Egypt	1126	1151	361	21	13	16	17	16	28	28	24	25	17	16	10
Iran	548	622	185	8	11	9	19	8	9	10	8	7	8	8	
Iraq	412	489	183	10	22	12	11	12	12	14	17	10	10	5	
Jordan ****	31	40	6	2	0	1	0	0	0	1	0	0	0		
Kuwait	25	24	9	1	0	0	1	0	1	1	1	1	1	0	0
Lebanon ****	8	19	3	0	0	0	1	0	0						
Libya	44	46	6												
Morocco	115	100	29	0	2	0	2	1	1	4	1	0	1	0	
Oman	19	33	20	0	0	1	0	0	3	1	1	0	0	0	0
Pakistan	5163	5391	1560	93	74	108	94	86	93	94	110	76	103	31	1
Palestine ****	18	15	7	0	0	1	0	0	0	0	0	0	2	0	0
Qatar	4	5	1	0	1	0	0	0	0	0	0	0	0	0	0
Saudi Arabia	195	238	84	4	5	3	0	6	7	5	4	3	3	4	1
Somalia	162	164	69	9	4	4	4	7	3	2	2	3	5	2	
Sudan	425	408	119	7	15	5	4	10	6	11	6	9	6	3	0
South Sudan	199	310	110	10	7	6	7	9	12	11	5	5	4	1	
Syria ****	203	194	70	3	5	4	5	6	4	2	2	1	0	1	
Tunisia	40	57	20	0	0	4	0	2	1	3	1	0	1		
U.A.E	17	18	10	0	0	2	0	1	0	1	0	1	0	0	0
Yemen	366	426	134	10	11	6	9	2	8	5	3	6	7	4	
<b>Total EMR</b>	<b>10610</b>	<b>11335</b>	<b>3531</b>	<b>208</b>	<b>199</b>	<b>217</b>	<b>215</b>	<b>197</b>	<b>208</b>	<b>229</b>	<b>224</b>	<b>188</b>	<b>192</b>	<b>94</b>	<b>14</b>

No data = No report received

Table 2: Confirmed polio cases by month of onset

Country	Total year 2009	Total year 2010	08/05		Confirmed polio cases by month of onset											
			2010	2011	June 2010	July 2010	August 2010	September 2010	October 2010	November 2010	December 2010	January 2011	February 2011	March 2011	April 2011	May 2011
Afghanistan	38	25	10	1	0	1	5	1	2	3	1	1	0			
Bahrain	0	0	0	0	0	0	0	0	0	0	0	0	0	0		
Djibouti	0	0	0	0	0	0	0	0	0	0	0			0	0	
Egypt	0	0	0	0	0	0	0	0	0	0	0	0				
Iran	0	0	0	0	0	0	0	0	0	0	0					
Iraq	0	0	0	0	0	0	0	0	0	0	0			0		
Jordan ****	0	0	0	0	0	0	0	0	0	0	0	0	0			
Kuwait	0	0	0	0	0	0	0	0	0	0	0	0	0			
Lebanon ****	0	0	0	0	0	0	0	0	0	0	0		0			
Libya	0	0	0	0	0	0	0	0	0	0						
Morocco	0	0	0	0	0	0	0	0	0	0	0	0	0			
Oman	0	0	0	0	0	0	0	0	0	0	0	0	0			
Pakistan	89	144	20	36	6	6	15	41	29	15	7	8	8	11	9	
Palestine ****	0	0	0	0	0	0	0	0	0	0	0	0	0			
Qatar	0	0	0	0	0	0	0	0	0	0	0			0	0	
Saudi Arabia	0	0	0	0	0	0	0	0	0	0	0					
Somalia	0	0	0	0	0	0	0	0	0	0	0		0			
Sudan	5	0	0	0	0	0	0	0	0	0	0		0			
South Sudan	40	0	0	0	0	0	0	0	0	0	0		0			
Syria ****	0	0	0	0	0	0	0	0	0	0	0		0			
Tunisia	0	0	0	0	0	0	0	0	0	0	0		0			
U.A.E	0	0	0	0	0	0	0	0	0	0	0		0			
Yemen	0	0	0	0	0	0	0	0	0	0	0					
<b>Total EMR</b>	<b>172</b>	<b>169</b>	<b>30</b>	<b>37</b>	<b>6</b>	<b>7</b>	<b>20</b>	<b>42</b>	<b>31</b>	<b>18</b>	<b>8</b>	<b>9</b>	<b>8</b>	<b>11</b>	<b>9</b>	<b>0</b>

\*\*\*\* UNRWA cases are included with those of country of residence



Table 3: Investigation of AFP cases with paralysis onset in 2010 & 2011 (up to week 18 ending 08 May 2011)

COUNTRY	2010											2011											Latest line List Date				
	AFP									Specimen		Wild isolates		AFP										Specimen		Wild isolates	
	Total AFP cases onset 2010	Case classification					Non polio AFP rate **	AFP cases pending classification > 90 days from onset of paralysis	AFP cases pending classification and lab > 90 days from onset of paralysis	% with *** adequate specimens	Wild P1 Poliovirus	Wild P3 Poliovirus	Total AFP cases onset 2011	Case classification					Annualized Non polio AFP rate **	AFP cases pending classification > 90 days from onset of paralysis	AFP cases pending classification and lab > 90 days from onset of paralysis	% with *** adequate specimens		Wild P1 Poliovirus	Wild P3 Poliovirus		
		Total Confirmed Polio Cases *	Polio Compatible	Pending Classification	Discarded (non polio AFP)	VDPV								Total Confirmed Polio Cases *	Polio Compatible	Pending Classification	Discarded (non polio AFP)	VDPV									
Afghanistan	1572	25	5	0	1537	5	9.08	0	0	92.62	17	8	541	1	0	99	440	1	8.85	1	1	94.64	1	0	08/05/2011		
Bahrain	10	0	0	0	10	0	4.87	0	0	80.00	0	0	2	0	0	1	1	0	2.78	0	0	100.00	0	0	08/05/2011		
Djibouti	3	0	0	2	1	0	1.23	2	0	33.33	0	0	2	0	0	2	0	0	1.98	1	1	100.00	0	0	08/05/2011		
Egypt	1151	0	0	0	1151	0	3.73	0	0	94.87	0	0	361	0	0	113	248	0	3.34	0	0	88.92	0	0	07/05/2011		
Iran	622	0	0	0	622	0	3.51	0	0	90.68	0	0	185	0	0	41	144	0	2.97	10	1	82.16	0	0	01/05/2011		
Iraq	489	0	0	0	489	1	3.39	0	0	86.91	0	0	183	0	0	43	140	0	3.62	1	0	90.71	0	0	06/05/2011		
Jordan	40	0	0	0	40	0	1.76	0	0	95.00	0	0	6	0	0	4	2	0	0.61	0	0	100.00	0	0	28/04/2011		
Kuwait	24	0	0	0	24	0	3.33	0	0	100.00	0	0	9	0	0	2	7	0	3.45	0	0	88.89	0	0	08/05/2011		
Lebanon	19	0	0	0	19	0	1.72	0	0	47.37	0	0	3	0	0	3	0	0	0.78	2	2	66.67	0	0	29/03/2011		
Libya	46	0	0	0	46	0	2.25	0	0	100.00	0	0	6	0	0	5	1	0	0.84	5	5	100.00	0	0	19/02/2011		
Morocco	100	0	0	0	100	0	1.01	0	0	78.00	0	0	29	0	0	8	21	0	0.83	2	0	79.31	0	0	06/05/2011		
Oman	33	0	0	0	33	0	4.28	0	0	87.88	0	0	20	0	0	1	19	0	7.39	0	0	100.00	0	0	08/05/2011		
Pakistan	5391	144	22	1	5224	0	6.34	1	0	88.44	120	24	1560	36	0	260	1264	0	5.25	27	11	91.09	36	0	07/05/2011		
Palestine	15	0	0	0	15	0	0.94	0	0	100.00	0	0	7	0	0	2	5	0	1.24	0	0	100.00	0	0	08/05/2011		
Qatar	5	0	0	0	5	0	2.14	0	0	80.00	0	0	1	0	0	1	0	0	1.22	0	0	100.00	0	0	08/05/2011		
Saudi Arabia	238	0	0	0	238	0	2.82	0	0	97.06	0	0	84	0	0	35	49	0	2.78	0	0	96.43	0	0	07/05/2011		
Somalia	164	0	0	0	160	4	3.38	0	0	99.39	0	0	69	0	0	17	50	2	3.93	0	0	98.55	0	0	06/05/2011		
Sudan	408	0	0	0	408	0	2.80	0	0	97.30	0	0	119	0	0	19	100	0	2.28	0	0	98.32	0	0	08/05/2011		
South Sudan	310	0	2	1	307	0	4.06	1	0	92.90	0	0	110	0	0	27	83	0	4.1	3	0	90.91	0	0	06/05/2011		
Syria	194	0	0	0	193	1	2.02	0	0	95.36	0	0	70	0	0	5	65	0	2.01	1	1	92.86	0	0	05/05/2011		
Tunisia	57	0	0	0	57	0	2.18	0	0	92.98	0	0	20	0	0	8	12	0	2.24	0	0	95.00	0	0	29/04/2011		
U.A.E	18	0	0	0	18	0	1.78	0	0	100.00	0	0	10	0	0	1	9	0	2.82	0	0	100.00	0	0	08/05/2011		
Yemen	426	0	0	0	426	0	3.86	0	0	96.48	0	0	134	0	0	62	72	0	3.47	0	0	94.78	0	0	07/05/2011		
EMR	11335	169	29	4	11123	11	4.62	4	0	90.90	137	32	3531	37	0	759	2732	3	4.1	53	22	91.65	37	0			
2009	10610	172	29	0	10401	8	4.40	0	0	91.06	122	52															

\* Confirmed polio cases refer to wild isolation from AFP cases or from contacts of negative index AFP cases

\*\* Non-polio AFP per 100,000 children <15 years

\*\*\* Adequate here refers to two stool specimens collected at least 24 hours apart, within 14 days of paralysis onset

\*\*\*\* AFP cases co infected with P1 and P3 are counted separately as wild isolates



**Table 4: Investigation of contacts of AFP cases with paralysis onset in 2011 (up to week 18 ending 08/05/ 2011)**

Country	No. of AFP cases	No. of eligible AFP cases for contact sampling*	% of eligible AFP cases with contact samplings	% of eligible AFP cases with 3+ contacts	Total number of Contacts**	% of contacts under 5 years	% of contacts with specimens collected within 7 days of notification of index	% Contact specimens in lab within 3 days of collection	% Contact specimens positive for NPEV	% Contact specimens positive for Sabin like virus	No. of contacts positive for wild virus	% of wild polio virus isolation from contacts	No. of Contacts positive for VDPVs	No. of -ve index AFP cases identified positive by contact	No. of district identified infected from contacts
Afghanistan	541	29	89.7	89.7	181	95.6	75.1	32.3	15.9	5.5	0	0.0		0	0
Bahrain	2	0			0						0			0	0
Djibouti	2	0			0						0			0	0
Egypt	361	45	51.1	51.1	132	79.5	65.9	90.5	7.4	0.0	0	0.0		0	0
Iran	185	33	0.0	0.0	0						0			0	0
Iraq	183	17	47.1	41.2	35	80.0	40.0	83.9	16.1	0.0	0	0.0		0	0
Jordan	6	0			0						0			0	0
Kuwait	9	1	100.0	100.0	16	62.5	56.3	100.0	7.7	0.0	0	0.0		0	0
Lebanon	3	1	0.0	0.0	0						0			0	0
Libya	6	0			0						0			0	0
Morocco	29	6	50.0	33.3	12	16.7	16.7	16.7	0.0	0.0	0	0.0		0	0
Oman	20	0			22	95.5	77.3	100.0	22.7	9.1	0	0.0		0	0
Pakistan	1560	139	84.2	83.5	419	93.6	65.4	77.2	22.6	5.6	5	1.4		3	2
Palestine	7	0			0						0			0	0
Qatar	1	0			0						0			0	0
Saudi Arabia	84	3	33.3	33.3	3	100.0	0.0	100.0	0.0	0.0	0	0.0		0	0
Somalia	69	1	100.0	100.0	197	89.8	100.0	12.0	10.7	4.7	0	0.0	3	0	0
Sudan	119	2	100.0	100.0	65	75.4	72.3	41.7	2.1	8.3	0	0.0		0	0
South Sudan	110	10	80.0	70.0	292	83.2	90.1	1.8	12.4	0.9	0	0.0		0	0
Syria	70	5	80.0	60.0	21	81.0	42.9	76.2	0.0	0.0	0	0.0		0	0
Tunisia	20	1	0.0	0.0	15	40.0	66.7	100.0	0.0	0.0	0	0.0		0	0
U.A.E.	10	0			0						0			0	0
Yemen	134	7	85.7	85.7	39	71.8	61.5	0.0	0.0	0.0	0	0.0		0	0
<b>Grand Total 2011</b>	<b>3531</b>	<b>300</b>	<b>66.7</b>	<b>65.0</b>	<b>1449</b>	<b>86.5</b>	<b>75.2</b>	<b>47.9</b>	<b>14.7</b>	<b>3.8</b>	<b>5</b>	<b>0.4</b>	<b>3</b>	<b>3</b>	<b>2</b>
<b>Grand Total 2010</b>	<b>11335</b>	<b>1058</b>	<b>80.2</b>	<b>75.7</b>	<b>5096</b>	<b>83.1</b>	<b>71.9</b>	<b>53.5</b>	<b>18.8</b>	<b>3.3</b>	<b>13</b>	<b>0.3</b>	<b>7</b>	<b>8</b>	<b>4</b>

\* Eligible refers to AFP cases with inadequate stool specimens

\*\* Total number of contacts from eligible AFP cases and from other AFP cases as per with country criteria for contact sampling

**Last wild contacts in EMRO, 01/01/2010-08/05/2011**

Year	Country	Data Count of wild contacts	Date of Most Recent stool collection
2010	Pakistan	6	24/11/2010
	Afghanistan	7	02/11/2010
2011	Pakistan	5	21/04/2011
<b>Grand Total</b>		<b>18</b>	<b>21/04/2011</b>



Table 5: Laboratory investigation of AFP cases with paralysis onset in 2011 (up to week 18 ending 08 May 2011)

Country	Polio laboratories  Sequencing performed by CDC and RIVM laboratories	AFP cases with specimens	Preliminary virus isolation results of AFP cases						Poliovirus intratypic differentiation results #									Indicators				Latest report Date					
			Referred for ITD		NPEV only	Negative	Pending		Type 1			Type 2			Type 3			Discordant pending sequence	NPEV by PCR	Non-EV	Pending ITD		% specimens positive for NPEV*	% AFP cases with culture results within 14 days	% AFP cases with ITD results within 7 days	% AFP cases with ITD results within 45 days of onset**	
			L20B+	L20B+/NPEV			received < / = 14 days	received > 14 days ago	Wild	Sabin	VDPV	Wild	Sabin	VDPV	Wild	Sabin	VDPV										
Afghanistan	RRL Pakistan	555	24		61	420	50		1	14			1	1		9				1			11%	100%	100%	99%	07/05/2011
Bahrain	PNL Oman	2				1	1																0%	100%		100%	08/05/2011
Djibouti	NPL Kenya	2						2																			08/05/2011
Egypt***	RRL Egypt	346	5		21	251	45	24		1						1					2	7%	85%	100%	99%	08/05/2011	
Iran	NPL Iran	183	4			167	12						1			1				2		0%	100%	100%	100%	08/05/2011	
Iraq	NPL Iraq, RRL Egypt	181	4		32	118	27	3		1			2			1						20%	100%	100%	75%	06/05/2011	
Jordan	NPL Jordan, RRL Tunisia	6				6																6%	83%			08/05/2011	
Kuwait	RRL Kuwait	11				9	2															2%	78%		100%	08/05/2011	
Lebanon	RRL Egypt	4				4																0%	100%			08/05/2011	
Libya	RRL Tunisia	11	1			5	4	1		1												0%	83%	100%	100%	06/05/2011	
Morocco	NPL Morocco, RRL Tunisia	27			1	22		4														6%	100%			06/05/2011	
Oman	NPL Oman	21			3	17	1															11%	95%		100%	08/05/2011	
Pakistan	RRL Pakistan	1619	99	12	221	1097	190	1	33	29			18			44			1		14	15%	100%	99%	99%	07/05/2011	
Palestine & UNRWA		7				5	1	1														0%	0%		80%	08/05/2011	
Qatar	NPL Oman	1				1																0%	100%		100%	08/05/2011	
Saudi Arabia	NPL Saudi Arabia, NPL Oman	77	1			59	4	13					1									0%	98%	100%	100%	27/04/2011	
Somalia	NPL Kenya	69	6		8	41	4	12					3	1		2						15%	4%		100%	06/05/2011	
Sudan	NPL Sudan, RRL Egypt	118	6		12	87	13	2														8%	71%			08/05/2011	
South Sudan	NPL Kenya	110	4		13	75	6	16					1			3						14%	0%		93%	06/05/2011	
Syria	NPL Syria, RRL Egypt	65	2		2	60		1								1						2%	98%	100%	0%	28/04/2011	
Tunisia	RRL Tunisia	23				22	1															0%	100%		100%	06/05/2011	
U.A.E	NPL Oman	9				9																0%	100%		100%	08/05/2011	
Yemen	NPL Oman	72	2		15	55				1						1						23%	100%	100%	18%	08/05/2011	
<b>Total EMR 2011</b>		<b>3519</b>	<b>158</b>	<b>12</b>	<b>389</b>	<b>2531</b>	<b>361</b>	<b>80</b>	<b>34</b>	<b>47</b>			<b>27</b>	<b>2</b>		<b>63</b>		<b>2</b>		<b>17</b>	<b>2</b>	<b>12%</b>	<b>93%</b>	<b>99%</b>	<b>96%</b>		
<b>Total EMR 2010</b>		<b>11132</b>	<b>549</b>	<b>35</b>	<b>2049</b>	<b>8496</b>		<b>2</b>	<b>130</b>	<b>205</b>			<b>108</b>	<b>6</b>	<b>31</b>	<b>189</b>		<b>1</b>		<b>4</b>	<b>20</b>	<b>16%</b>	<b>94%</b>	<b>98%</b>	<b>97%</b>		

\* Specimens from all sources including non-AFP cases, excluding environmental samples

\*\* This indicator reflects surveillance and laboratory activities

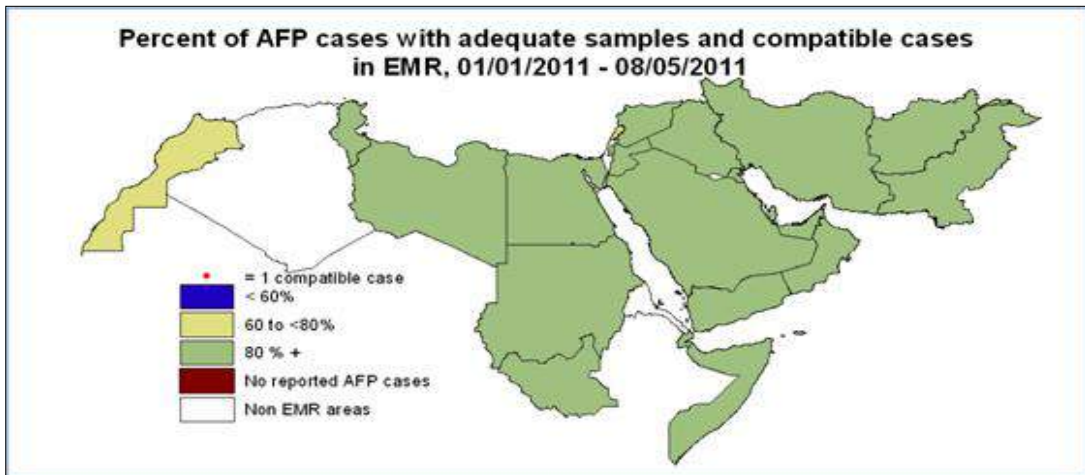
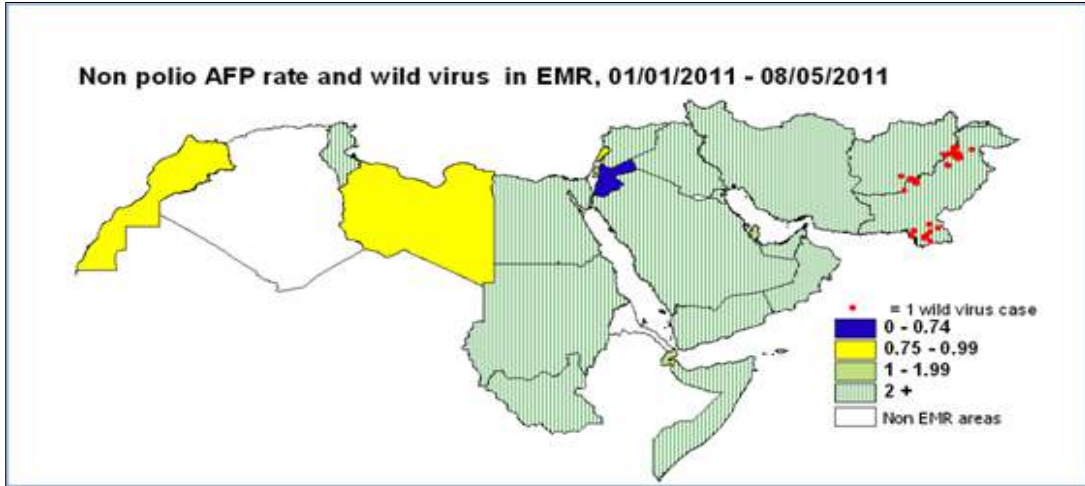
\*\*\* Environmental surveillance initiated in Egypt in September 2009 showed the following:

Year	2000	2001	2002	2003	2004	2005	2006	2007	2008	2009	2010	2011	Grand Total
Negative	52	55	136	299	469	499	492	458	444	481	415	112	3912
Pending												33	33
<b>Wild</b>	<b>2</b>	<b>75</b>	<b>26</b>	<b>12</b>	<b>13</b>	<b>2</b>			<b>2</b>		<b>1</b>		<b>133</b>
<b>Grand Total</b>	<b>54</b>	<b>130</b>	<b>162</b>	<b>311</b>	<b>482</b>	<b>501</b>	<b>492</b>	<b>458</b>	<b>446</b>	<b>481</b>	<b>416</b>	<b>145</b>	<b>4078</b>

In 2008, out of 446 samples, 2 positive for wild virus in Giza governorate (Al Haram Site) genomic sequence data indicate importation from Ethiopia / South Sudan & Cairo governorate (Al Haggana 2) genomic sequence data indicate nearest importation from India. In 2011, 1 positive sample for wild virus in Aswan governorate (Aswan City) genomic sequence data indicate nearest importation from Sudan.

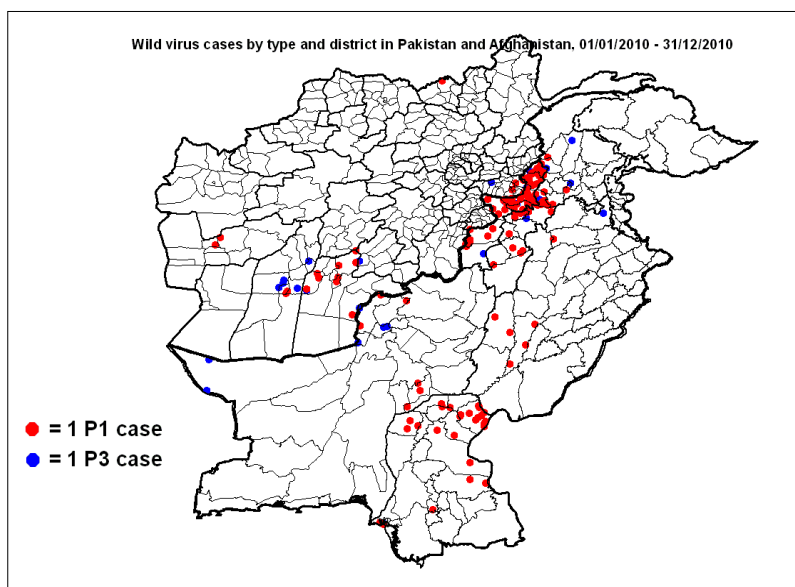
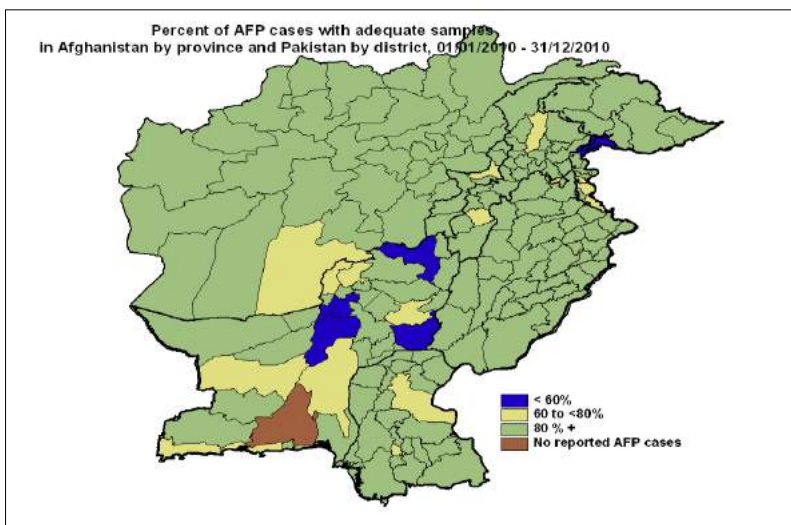
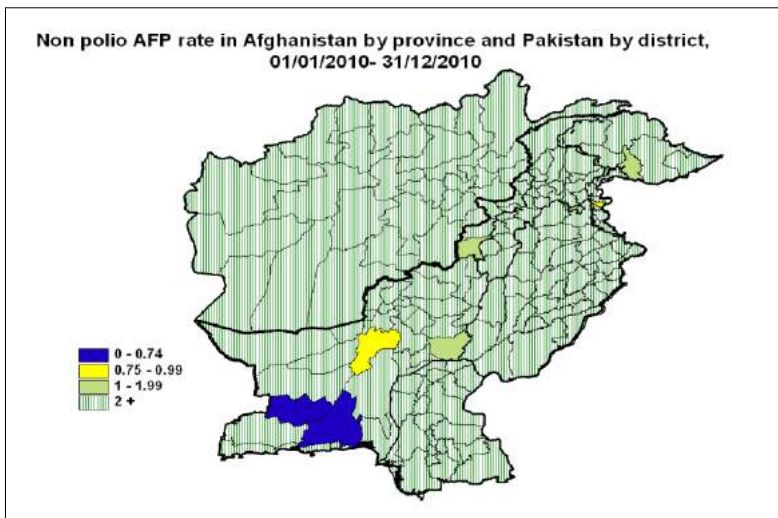
\*\*\*\*Environmental surveillance initiated in Pakistan in August 2009 showed the following:

Year	2009 Total												2010 Total												2011 Total											
	KHIBALDIA TOWN	KHIGADAP TOWN	KHIGULSHANE-IGOBAL TOWN	LAHORE	KHIBALDIA TOWN	KHIGADAP TOWN	KHIGULSHANE-IGOBAL TOWN	LAHORE	PESHAWAR	RAWALPINDI	QUETTA	MULTAN	KHIBALDIA TOWN	KHIGADAP TOWN	KHIGULSHANE-IGOBAL TOWN	LAHORE	PESHAWAR	RAWALPINDI	QUETTA	MULTAN	KHIBALDIA TOWN	KHIGADAP TOWN	KHIGULSHANE-IGOBAL TOWN	LAHORE	PESHAWAR	RAWALPINDI	QUETTA	MULTAN								
Negative	9	3	5	10	27	10	11	12	27	2	2	4	9	77	2	3	6	8	1	1	1	2	5	26												
Pending																																				
<b>Wild</b>	<b>1</b>	<b>8</b>	<b>7</b>	<b>2</b>	<b>18</b>	<b>6</b>	<b>20</b>	<b>12</b>	<b>6</b>	<b>12</b>	<b>5</b>	<b>9</b>	<b>9</b>	<b>79</b>	<b>1</b>	<b>8</b>	<b>1</b>	<b>3</b>	<b>6</b>	<b>2</b>	<b>6</b>	<b>5</b>	<b>32</b>													
<b>Grand Total</b>	<b>10</b>	<b>11</b>	<b>12</b>	<b>12</b>	<b>45</b>	<b>16</b>	<b>31</b>	<b>24</b>	<b>33</b>	<b>14</b>	<b>7</b>	<b>13</b>	<b>18</b>	<b>156</b>	<b>4</b>	<b>12</b>	<b>9</b>	<b>13</b>	<b>8</b>	<b>4</b>	<b>8</b>	<b>12</b>	<b>70</b>													



**Wild polio cases by country and date of onset of paralysis in EMR, 2010-2011**

Year	COUNTRY	P1			P3			Total Count	First Case	Last Case
		Count	First Case	Last Case	Count	First Case	Last Case			
2010	AFG	17	08/01/2010	25/12/2010	8	06/01/2010	11/04/2010	25	06/01/2010	25/12/2010
	PAK	120	01/01/2010	30/12/2010	24	07/01/2010	18/11/2010	144	01/01/2010	30/12/2010
2010 Total		137	01/01/2010	30/12/2010	32	06/01/2010	18/11/2010	169	01/01/2010	30/12/2010
2011	AFG	1	11/01/2011	11/01/2011				1	11/01/2011	11/01/2011
	PAK	36	03/01/2011	20/04/2011				36	03/01/2011	20/04/2011
2011 Total		37	03/01/2011	20/04/2011				37	03/01/2011	20/04/2011





World Health Organization – Regional Office for Eastern Mediterranean

AFP SURVEILLANCE

Week 18, ending 08 May 2011

9-May-11

Number 657

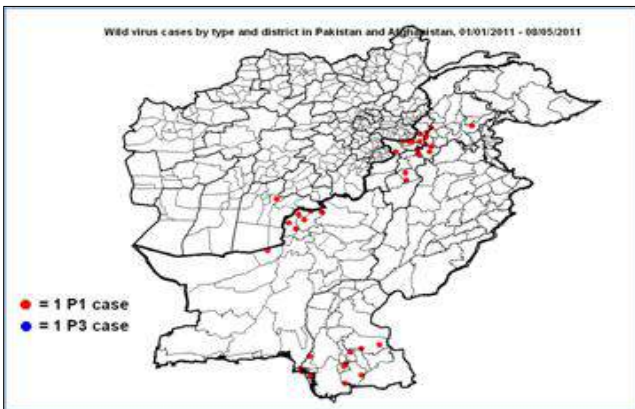
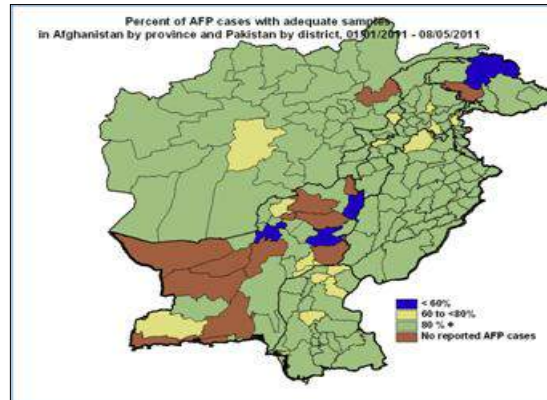
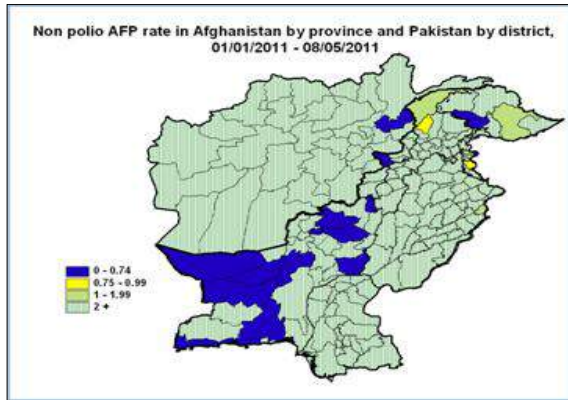
PROVINCE	DISTRICT	P1			P3		
		Count	First case	Last case	Count	First case	Last case
KUNDUZ	IMAM SAHIB	1	13/08/2010	13/08/2010			
FARAH	BALA BULUK	1	08/01/2010	08/01/2010			
	KHAKI SAFED	1	08/05/2010	08/05/2010			
NANGARHAR	SURKH ROD				1	08/04/2010	08/04/2010
	SHINWAR	1	15/05/2010	15/05/2010			
	LAL PUR	1	02/11/2010	02/11/2010			
KANDAHAR	KANDAHAR	2	25/08/2010	19/10/2010			
	MAYWAND	4	26/08/2010	11/10/2010	1	11/04/2010	11/04/2010
	SPIN BOLDAK	1	11/11/2010	11/11/2010			
	SHAH WALI KOT	3	23/05/2010	19/08/2010			
ZABUL	MIZAN				1	26/02/2010	26/02/2010
HILMAND	NAWAY_I_BARAKZAYI	1	01/11/2010	01/11/2010			
	NAD ALI				3	06/01/2010	27/02/2010
	SANGIN				1	24/01/2010	24/01/2010
	LASHKAR GAH	1	25/12/2010	25/12/2010	1	07/01/2010	07/01/2010
Grand Total		17	08/01/2010	25/12/2010	8	06/01/2010	11/04/2010

Bala Buluk P1 case (08/01/2010) was identified as wild by a positive contact with date of stool collection 10/01/2010  
 Khaki Safed P1 case (08/05/2010) was identified as wild by a positive contact with date of stool collection 06/06/2010  
 Maywand P1 case (26/08/2010) was identified as wild by a positive contact with date of stool collection 24/10/2010  
 Kandahar P1 case (19/10/2010) was identified as wild by a positive contact with date of stool collection 02/11/2010

PROVINCE	DISTRICT	P1			P3		
		Count	First case	Last case	Count	First case	Last case
BALOCHISTAN	QUETTA				3	07/01/2010	17/02/2010
	PISHIN	1	29/12/2010	29/12/2010			
	CHAGHAI				2	09/03/2010	16/04/2010
	KABDULAH	2	30/04/2010	21/11/2010	1	08/04/2010	08/04/2010
	NSIRABAD	2	16/10/2010	26/11/2010			
PUNJAB	JAFARABAD	1	13/10/2010	13/10/2010			
	RAWALPINDI				1	24/06/2010	24/06/2010
	MIANWALI	1	21/09/2010	21/09/2010			
	DGKHAN	2	13/06/2010	01/09/2010			
SINDH	MUZFARGARH	3	26/08/2010	22/11/2010			
	HYDERABAD	1	03/09/2010	03/09/2010			
	SANGHAR	2	21/08/2010	06/10/2010			
	SUKKUR	1	26/09/2010	26/09/2010			
	GHOTKI	12	18/08/2010	25/10/2010			
	KHAIRPUR	2	21/09/2010	24/10/2010			
	SHIKARPUR	1	21/12/2010	21/12/2010			
	JACOBABAD	1	23/10/2010	23/10/2010			
	KASHMORE	1	28/09/2010	28/09/2010			
	KAMBAR	3	25/09/2010	25/10/2010			
	KHIGIQBAL				1	19/01/2010	19/01/2010
KHYBER PAKHTOON	KHIKORANGI	1	26/11/2010	26/11/2010			
	KHISITE	1	20/11/2010	20/11/2010			
	SWAT				1	05/02/2010	05/02/2010
	DIRUPPER	1	10/09/2010	10/09/2010			
	PESHAWAR	6	27/01/2010	15/11/2010	2	04/03/2010	25/05/2010
	CHARSADA	1	13/04/2010	13/04/2010			
	NOWSHERA	1	25/09/2010	25/09/2010			
	SWABI	1	19/09/2010	19/09/2010	1	16/06/2010	16/06/2010
	KOHAT	1	21/09/2010	21/09/2010	1	21/10/2010	21/10/2010
	HANGU	5	09/07/2010	23/12/2010			
	BANNU	1	12/10/2010	12/10/2010			
FATA	LAKKIMRWT	3	24/04/2010	21/09/2010			
	TANK	1	10/12/2010	10/12/2010			
	BAJOUR	9	01/01/2010	20/10/2010	2	12/01/2010	24/02/2010
	KHYBER	25	27/02/2010	30/12/2010	8	24/05/2010	18/11/2010
	KURRAM	4	13/07/2010	18/09/2010			
	MOHMAND	13	15/04/2010	19/12/2010			
	ORAKZAI	3	28/08/2010	28/09/2010			
	WAZIR-N	7	07/04/2010	03/11/2010			
	WAZIR-S				1	20/07/2010	20/07/2010
	Grand Total		120	01/01/2010	30/12/2010	24	07/01/2010

Khyber P3 case (22/10/2010) was identified as wild by a positive contact with date of stool collection 03/11/2010  
 Hyderabad P1 case (03/09/2010) was identified as wild by a positive contact with date of stool collection 18/10/2010  
 Jacobabad P1 case (23/10/2010) was identified as wild by a positive contact with date of stool collection 13/11/2010  
 Kambar P1 case (25/09/2010) was identified as wild by a positive contact with date of stool collection 24/11/2010





\* District RY Khan, Punjab Province, was identified as an infected district by isolating wild type P1 virus from a healthy child with date of stool collection 08/01/2011  
\* District Nsirabad, Balochistan Province, was identified as an infected district by isolating wild type P1 virus from a healthy child with date of stool collection 26/01/2011

--	--

PROVINCE	DISTRICT	P1		
		Count	First case	Last case
KANDAHAR	DAMAN	1	11/01/2011	11/01/2011
Grand Total		1	11/01/2011	11/01/2011

--	--

PROVINCE	DISTRICT	P1		
		Count	First case	Last case
BALOCHISTAN	PISHIN	3	19/02/2011	08/04/2011
	KABDULAH	3	02/03/2011	19/03/2011
	NOSHKI	1	01/04/2011	01/04/2011
SINDH	THATTA	1	10/04/2011	10/04/2011
	BADIN	2	22/02/2011	15/03/2011
	TMKHAN	2	18/02/2011	04/03/2011
	T.ALLAHYAR	1	21/01/2011	21/01/2011
	SANGHAR	2	20/01/2011	19/04/2011
	KHIGADAP	1	05/04/2011	05/04/2011
	KHIORANGI	1	29/03/2011	29/03/2011
	KHISADDAR	1	05/04/2011	05/04/2011
KHYBER PAKHTOON	MANSEHRA	1	06/04/2011	06/04/2011
	PESHAWAR	2	16/01/2011	09/02/2011
	KOHAT	3	28/01/2011	20/04/2011
	LAKKIMRWT	2	09/03/2011	13/03/2011
FATA	KHYBER	7	15/01/2011	01/04/2011
	MOHMAND	2	03/01/2011	30/01/2011
	KURRAM	1	06/03/2011	06/03/2011
Grand Total		36	03/01/2011	20/04/2011

Sanghar P1 case (SD/32/11/005) was identified as wild by a positive contact with date of stool collection 26/01/2011  
Peshawar P1 case (NW/30/11/025) was identified as wild by a positive contact with date of stool collection 10/03/2011  
Mansehra P1 case (NW/14/11/014) was identified as wild by a positive contact with date of stool collection 21/04/2011