



Table 1: Acute Flaccid Paralysis (AFP) cases by week of onset

Country	Reported AFP cases by week of onset - Week (30/11)/ Ending on : (31/07/11)														
	Total AFP 2009	Total AFP 2010	Total AFP to date, 2011	W 19 15 May 11	W 20 22 May 11	W 21 29 May 11	W 22 05 Jun 11	W 23 12 Jun 11	W 24 19 Jun 11	W 25 26 Jun 11	W 26 03 Jul 11	W 27 10 Jul 11	W 28 17 Jul 11	W 29 24 Jul 11	W 30 31 Jul 11
Afghanistan	1477	1572	996	28	43	38	41	40	37	33	40	34	25	18	0
Bahrain	7	10	4	0	0	0	0	0	0	0	1	1	0	0	
Djibouti	6	3	3	0	0	0	0	0	0	0	0	0			
Egypt	1126	1151	643	26	22	26	20	20	24	21	28	25	20	9	7
Iran	548	622	336	9	20	15	11	14	10	9	14	7	11	8	0
Iraq	412	489	297	11	7	10	7	8	9	7	6	5	13	4	
Jordan ****	31	40	12	0	0	2	0	2	0	0	0	1	0	0	0
Kuwait	25	24	16	1	2	1	0	0	1	0	1	0	0	0	0
Lebanon ****	8	19	11	0	0	1	1	0	0	0	1	0	0	0	
Libya	44	46	19	0	0	0	0	0	1	0	1	0			
Morocco	115	100	46	1	1	3	1	3	0	2	0	2	2	0	
Oman	19	33	25	0	0	1	1	0	0	2	0	0			
Pakistan	5163	5393	3033	120	129	146	129	122	125	104	103	96	71	23	
Palestine ****	18	15	9	0	0	0	0	1	1	0	0	0	0	0	0
Qatar	4	5	1	0	0	0	0	0	0	0	0	0	0	0	0
Saudi Arabia	195	239	128	1	7	5	3	3	4	3	3	6	3	4	0
Somalia	162	164	110	3	4	5	3	4	2	2	4	3	2	5	
Sudan	425	408	193	5	4	6	9	5	3	7	9	3	5	3	0
South Sudan	199	310	199	3	4	11	8	15	7	8	5	5	1	0	
Syria ****	203	194	115	6	3	7	2	4	5	4	4	4	3	0	
Tunisia	40	57	29	2	0	2	1	0	0	2	0	0	0		
U.A.E	17	18	14	2	0	0	1	0	1	0	0	0	0	0	0
Yemen	366	426	208	8	5	4	7	4	3	3	8	10	12	3	1
Total EMR	10610	11338	6447	226	251	283	245	245	233	207	228	202	168	77	8

No data = No report received

Table 2: Confirmed polio cases by month of onset

Country	Total year 2009	Total year 2010	31/07		Confirmed polio cases by month of onset											
			2010	2011	August 2010	September 2010	October 2010	November 2010	December 2010	January 2011	February 2011	March 2011	April 2011	May 2011	June 2011	July 2011
Afghanistan	38	25	13	11	5	1	2	3	1	1	0	0	2	4	4	
Bahrain	0	0	0	0	0	0	0	0	0	0	0	0	0	0	0	
Djibouti	0	0	0	0	0	0	0	0	0	0	0	0	0	0	0	
Egypt	0	0	0	0	0	0	0	0	0	0	0	0	0	0	0	
Iran	0	0	0	0	0	0	0	0	0	0	0	0	0	0	0	
Iraq	0	0	0	0	0	0	0	0	0	0	0	0	0	0	0	
Jordan ****	0	0	0	0	0	0	0	0	0	0	0	0	0	0	0	
Kuwait	0	0	0	0	0	0	0	0	0	0	0	0	0	0	0	
Lebanon ****	0	0	0	0	0	0	0	0	0	0	0	0	0	0	0	
Libya	0	0	0	0	0	0	0	0	0	0	0	0	0	0	0	
Morocco	0	0	0	0	0	0	0	0	0	0	0	0	0	0	0	
Oman	0	0	0	0	0	0	0	0	0	0	0	0	0	0	0	
Pakistan	89	144	37	60	15	41	29	15	7	8	8	11	12	13	8	
Palestine ****	0	0	0	0	0	0	0	0	0	0	0	0	0	0	0	
Qatar	0	0	0	0	0	0	0	0	0	0	0	0	0	0	0	
Saudi Arabia	0	0	0	0	0	0	0	0	0	0	0	0	0	0	0	
Somalia	0	0	0	0	0	0	0	0	0	0	0	0	0	0	0	
Sudan	5	0	0	0	0	0	0	0	0	0	0	0	0	0	0	
South Sudan	40	0	0	0	0	0	0	0	0	0	0	0	0	0	0	
Syria ****	0	0	0	0	0	0	0	0	0	0	0	0	0	0	0	
Tunisia	0	0	0	0	0	0	0	0	0	0	0	0	0	0	0	
U.A.E	0	0	0	0	0	0	0	0	0	0	0	0	0	0	0	
Yemen	0	0	0	0	0	0	0	0	0	0	0	0	0	0	0	
Total EMR	172	169	50	71	20	42	31	18	8	9	8	11	14	17	12	0

**** UNRWA cases are included with those of country of residence



World Health Organization – Regional Office for Eastern Mediterranean

AFP SURVEILLANCE

Week 30, ending 31 July 2011

1-Aug-11

Number 669

Table 3: Investigation of AFP cases with paralysis onset in 2010 & 2011 (up to week 30 ending 31 July 2011)

COUNTRY	2010												2011												Latest line List Date						
	AFP									Specimen			Wild isolates			AFP										Specimen			Wild isolates		
	Total AFP cases onset 2010	Case classification					Non polio AFP rate **	AFP cases pending classification > 90 days from onset of paralysis	AFP cases pending classification and lab > 90 days from onset of paralysis	% with *** adequate specimens	Wild P1 Poliovirus	Wild P3 Poliovirus	Total AFP cases onset 2011	Case classification					Annualized Non polio AFP rate **	AFP cases pending classification > 90 days from onset of paralysis	AFP cases pending classification and lab > 90 days from onset of paralysis	% with *** adequate specimens	Wild P1 Poliovirus	Wild P3 Poliovirus							
		Total Confirmed Polio Cases *	Polio Compatible	Pending Classification	Discarded (non polio AFP)	VDPV								Total Confirmed Polio Cases *	Polio Compatible	Pending Classification	Discarded (non polio AFP)	VDPV													
Afghanistan	1572	25	5	0	1537	5	9.08	0	0	92.62	17	8	996	11	0	116	868	1	9.74	11	5	93.88	11	0	31/07/2011						
Bahrain	10	0	0	0	10	0	4.87	0	0	80.00	0	0	4	0	0	2	2	0	3.35	0	0	100.00	0	0	25/07/2011						
Djibouti	3	0	0	0	3	0	1.23	0	0	33.33	0	0	3	0	0	3	0	0	1.79	3	2	66.67	0	0	10/07/2011						
Egypt	1151	0	0	0	1151	0	3.73	0	0	94.87	0	0	643	0	0	90	552	1	3.6	1	0	90.98	0	0	28/07/2011						
Iran	622	0	0	0	622	0	3.51	0	0	90.68	0	0	336	0	0	30	305	1	3.24	1	0	89.29	0	0	31/07/2011						
Iraq	489	0	0	0	489	1	3.39	0	0	86.91	0	0	297	0	0	37	260	0	3.55	7	1	89.90	0	0	28/07/2011						
Jordan	40	0	0	0	40	0	1.76	0	0	95.00	0	0	12	0	0	3	9	0	0.81	0	0	100.00	0	0	31/07/2011						
Kuwait	24	0	0	0	24	0	3.33	0	0	100.00	0	0	16	0	0	0	16	0	3.7	0	0	87.50	0	0	31/07/2011						
Lebanon	19	0	0	0	19	0	1.72	0	0	47.37	0	0	11	0	0	7	4	0	1.72	4	2	54.55	0	0	30/07/2011						
Libya	46	0	0	0	46	0	2.25	0	0	100.00	0	0	19	0	0	8	11	0	1.6	4	4	89.47	0	0	12/07/2011						
Morocco	100	0	0	0	100	0	1.01	0	0	78.00	0	0	46	0	0	14	32	0	0.8	1	0	78.26	0	0	29/07/2011						
Oman	33	0	0	0	33	0	4.28	0	0	87.88	0	0	25	0	0	2	23	0	5.58	0	0	100.00	0	0	10/07/2011						
Pakistan	5393	144	24	0	5225	0	6.34	0	0	88.39	120	24	3033	60	7	261	2705	0	6.19	26	4	90.08	59	1	30/07/2011						
Palestine	15	0	0	0	15	0	0.94	0	0	100.00	0	0	9	0	0	1	8	0	0.96	0	0	100.00	0	0	31/07/2011						
Qatar	5	0	0	0	5	0	2.14	0	0	80.00	0	0	1	0	0	0	1	0	0.74	0	0	100.00	0	0	31/07/2011						
Saudi Arabia	239	0	0	0	239	0	2.83	0	0	96.65	0	0	128	0	0	35	93	0	2.56	0	0	96.88	0	0	31/07/2011						
Somalia	164	0	0	0	160	4	3.38	0	0	99.39	0	0	110	0	0	13	93	4	3.78	1	0	99.09	0	0	29/07/2011						
Sudan	408	0	0	0	408	0	2.80	0	0	97.30	0	0	193	0	0	13	180	0	2.24	1	0	95.85	0	0	31/07/2011						
South Sudan	310	0	2	0	308	0	4.06	0	0	92.90	0	0	199	0	0	39	159	1	4.5	1	0	92.46	0	0	29/07/2011						
Syria	194	0	0	0	193	1	2.02	0	0	95.36	0	0	115	0	0	7	108	0	2.01	1	0	93.04	0	0	28/07/2011						
Tunisia	57	0	0	0	57	0	2.18	0	0	92.98	0	0	29	0	0	2	27	0	1.96	0	0	96.55	0	0	19/07/2011						
U.A.E	18	0	0	0	18	0	1.78	0	0	100.00	0	0	14	0	0	0	14	0	2.38	0	0	100.00	0	0	31/07/2011						
Yemen	426	0	0	0	426	0	3.86	0	0	96.48	0	0	208	0	0	136	72	0	3.25	64	64	95.67	0	0	29/07/2011						
EMR	11338	169	31	0	11128	11	4.63	0	0	90.86	137	32	6447	71	7	819	5542	8	4.52	126	82	91.44	70	1							
2009	10610	172	29	0	10401	8	4.40	0	0	91.06	122	52																			

* Confirmed polio cases refer to wild isolation from AFP cases or from contacts of negative index AFP cases

** Non-polio AFP per 100,000 children <15 years

*** Adequate here refers to two stool specimens collected at least 24 hours apart, within 14 days of paralysis onset

**** AFP cases co infected with P1 and P3 are counted separately as wild isolates



Table 4: Investigation of contacts of AFP cases with paralysis onset in 2011 (up to week 30 ending 31/07/ 2011)

Country	No. of AFP cases	No. of eligible AFP cases for contact sampling*	% of eligible AFP cases with contact samplings	% of eligible AFP cases with 3+ contacts	Total number of Contacts**	% of contacts under 5 years	% of contacts with specimens collected within 7 days of notification of index	% Contact specimens in lab within 3 days of collection	% Contact specimens positive for NPEV	% Contact specimens positive for Sabin like virus	No. of contacts positive for wild virus	% of wild polio virus isolation from contacts	No. of Contacts positive for VDPVs	No. of -ve index AFP cases identified positive by contact	No. of district identified infected from contacts
Afghanistan	996	61	85.2	85.2	373	96.0	72.9	33.0	24.6	3.7	4	1.1		3	3
Bahrain	4	0			0						0			0	0
Djibouti	3	1	0.0	0.0	0						0			0	0
Egypt	643	70	67.1	67.1	252	78.6	73.8	95.9	9.6	3.7	0	0.0		0	0
Iran	336	36	16.7	13.9	51	74.5	54.9	89.8	0.0	8.2	0	0.0		0	0
Iraq	297	30	80.0	73.3	102	79.4	31.4	82.8	19.2	0.0	0	0.0		0	0
Jordan	12	0			0						0			0	0
Kuwait	16	2	50.0	50.0	32	53.1	71.9	100.0	3.8	0.0	0	0.0		0	0
Lebanon	11	5	0.0	0.0	0						0			0	0
Libya	19	2	0.0	0.0	0						0			0	0
Morocco	46	10	30.0	20.0	17	47.1	41.2	64.7	0.0	0.0	0	0.0		0	0
Oman	25	0			22	95.5	77.3	100.0	22.7	9.1	0	0.0		0	0
Pakistan	3033	301	86.4	85.4	927	90.5	65.2	75.7	25.0	5.6	6	0.7		3	2
Palestine	9	0			0						0			0	0
Qatar	1	0			0						0			0	0
Saudi Arabia	128	4	50.0	50.0	10	90.0	0.0	60.0	0.0	0.0	0	0.0		0	0
Somalia	110	1	100.0	100.0	323	89.8	98.1	13.1	10.6	5.7	0	0.0	7	0	0
Sudan	193	8	87.5	87.5	119	79.0	77.3	44.2	12.5	4.8	0	0.0		0	0
South Sudan	199	15	86.7	80.0	549	84.9	88.9	0.9	12.8	2.3	0	0.0	1	0	0
Syria	115	8	75.0	62.5	37	75.7	51.4	84.4	0.0	0.0	0	0.0		0	0
Tunisia	29	1	0.0	0.0	15	40.0	66.7	100.0	0.0	0.0	0	0.0		0	0
U.A.E.	14	0			0						0			0	0
Yemen	208	9	88.9	88.9	44	70.5	63.6	0.0	0.0	0.0	0	0.0		0	0
Grand Total 2011	6447	564	76.2	74.6	2873	86.5	73.9	51.5	17.8	4.2	10	0.4	8	6	5
Grand Total 2010	11338	1062	80.8	75.9	5149	82.9	71.6	53.5	18.6	3.3	13	0.3	7	8	4

* Eligible refers to AFP cases with inadequate stool specimens

** Total number of contacts from eligible AFP cases and from other AFP cases as per with country criteria for contact sampling

Last wild contacts in EMRO, 01/01/2011-31/07/2011

Year	Country	Data	Date of Most Recent stool collection
		Count of wild contacts	
2011	Afghanistan	4	13/06/2011
	Pakistan	6	04/06/2011
Grand Total		10	13/06/2011



Table 5: Laboratory investigation of AFP cases with paralysis onset in 2011 (up to week 30 ending 31 July 2011)

Country	Polio laboratories Sequencing performed by CDC and RIVM laboratories	AFP cases with specimens	Preliminary virus isolation results of AFP cases						Poliovirus intratypic differentiation results #									Indicators				Latest report Date				
			Referred for ITD		NPEV only	Negative	Pending		Type 1			Type 2			Type 3			Discordant pending sequence	NPEV by PCR	Non-EV	Pending ITD		% specimens positive for NPEV*	% AFP cases with culture results within 14 days	% AFP cases with ITD results within 7 days	% AFP cases with ITD results within 45 days of onset**
			L20B+	L20B+/NPEV			received <= 14 days	received > 14 days ago	Wild	Sabin	VDPV	Wild	Sabin	VDPV	Wild	Sabin	VDPV									
Afghanistan	RRL Pakistan	997	47		190	703	57		8	24		5	1		19				3			18%	100%	100%	98%	30/07/2011
Bahrain	PNL Oman	4			2	2																50%	100%		100%	31/07/2011
Djibouti	NPL Kenya	3			1		2															100%			100%	10/07/2011
Egypt***	RRL Egypt	629	12	3	54	531	27	2	3	1	1			5		1	2	2	2		8%	92%	100%	99%	31/07/2011	
Iran	NPL Iran	332	11		3	305	13				2	1		2		1			5		1%	100%	100%	99%	30/07/2011	
Iraq	NPL Iraq, RRL Egypt	280	7		46	213	3	14	2		3			3							17%	100%	100%	75%	21/07/2011	
Jordan	NPL Jordan, RRL Tunisia	12				12															7%	92%			31/07/2011	
Kuwait	RRL Kuwait	18				17		1													2%	88%		100%	19/06/2011	
Lebanon	RRL Egypt	13			2	11															10%	100%		33%	31/07/2011	
Libya	RRL Tunisia	18	1			15		2	1												0%	94%	100%	88%	15/07/2011	
Morocco	NPL Morocco, RRL Tunisia	43			1	37	1	4													4%	100%			29/07/2011	
Oman	NPL Oman	27			4	22	1														12%	96%		100%	31/07/2011	
Pakistan	RRL Pakistan	3084	183	19	580	2145	157		56	64		30		1	76		3	2	21		18%	100%	99%	98%	30/07/2011	
Palestine & UNRWA		9			1	7		1													13%	0%		88%	31/07/2011	
Qatar	NPL Oman	1				1															0%	100%		100%	31/07/2011	
Saudi Arabia	NPL Saudi Arabia, NPL Oman	124	1			118	3	2			1										0%	64%	100%	88%	24/07/2011	
Somalia	NPL Kenya	110	12		12	75	8	4			6	1		5							12%	3%		100%	29/07/2011	
Sudan	NPL Sudan, NICD, S. Africa	193	6		32	146	9							1							14%	83%	100%	100%	31/07/2011	
South Sudan	NPL Kenya	199	8		27	128	1	36			3			5							16%	0%		96%	29/07/2011	
Syria	NPL Syria, RRL Tunisia	109	2		8	95	1	3						1							6%	97%	100%	0%	27/07/2011	
Tunisia	RRL Tunisia	30				28		2													0%	100%		100%	15/07/2011	
U.A.E	NPL Oman	14				14															0%	100%		100%	31/07/2011	
Yemen	NPL Oman	168	6	2	24	136			2		1			1		5					16%	100%	100%	12%	31/07/2011	
Total EMR 2011		6417	296	24	987	4761	281	73	64	96	1	52	3	1	118	10	4	31	2	15%	93%	99%	95%			
Total EMR 2010		11130	549	35	2050	8493			130	205		110	6	31	189		4	20	1	16%	94%	98%	97%			

* Specimens from all sources including non-AFP cases, excluding environmental samples

** This indicator reflects surveillance and laboratory activities

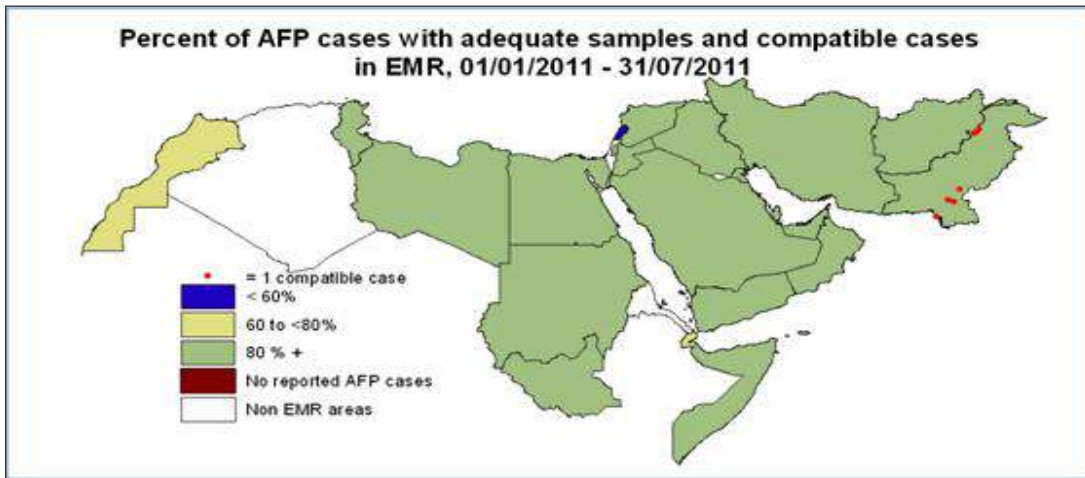
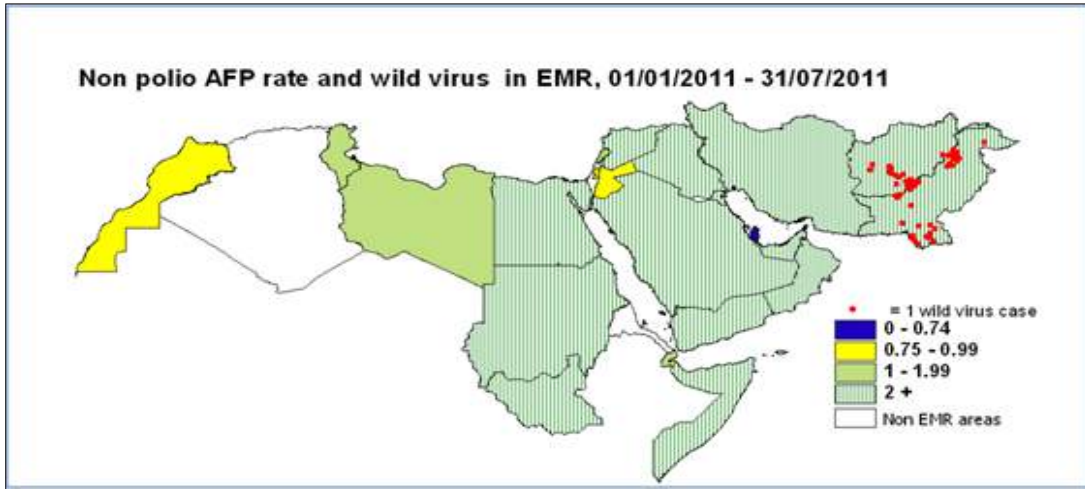
*** Environmental surveillance initiated in Egypt in September 2000 showed the following:

Year	2000	2001	2002	2003	2004	2005	2006	2007	2008	2009	2010	2011	Grand Total
Negative	52	55	136	299	469	499	492	458	444	481	415	221	4021
Pending												45	45
Wild	2	75	26	12	13	2			2		1		133
Grand Total	54	130	162	311	482	501	492	458	446	481	416	266	4199

In 2008, out of 446 samples, 2 positive for wild virus in Giza governorate (Al Haram Site) genomic sequence data indicate importation from Ethiopia / South Sudan & Cairo governorate (Al Haggana 2) genomic sequence data indicate nearest importation from India. In 2011, 1 positive sample for wild virus in Aswan governorate (Aswan City) genomic sequence data indicate nearest importation from Sudan.

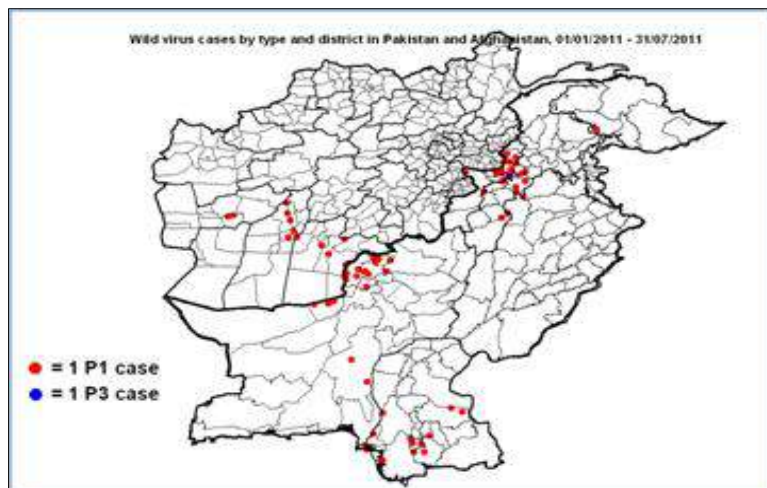
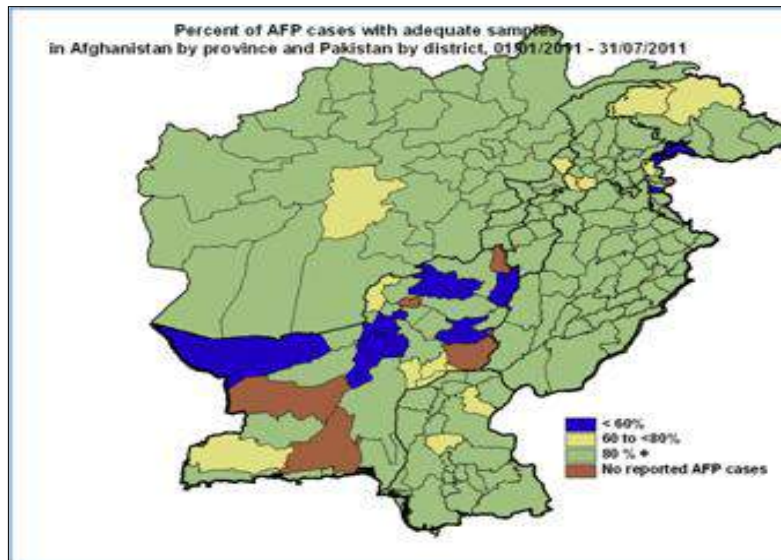
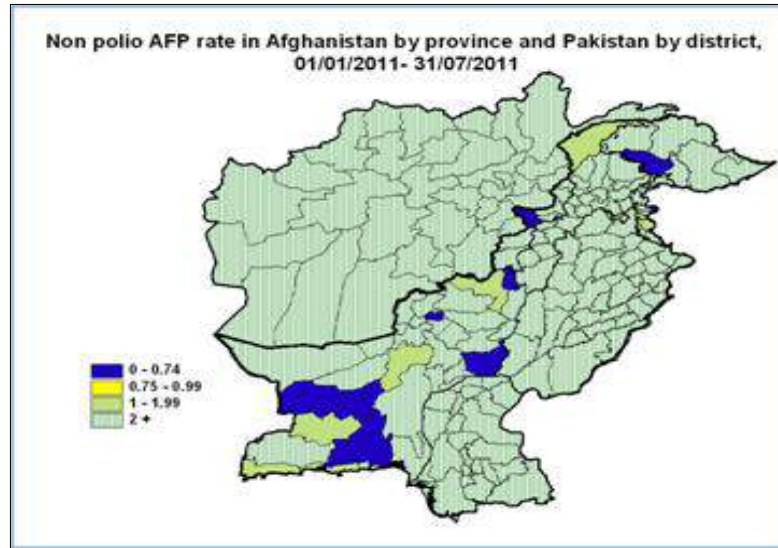
****Environmental surveillance initiated in Pakistan in August 2009 showed the following:

Year	2009					2009 Total	2010								2010 Total	2011					2011 Total				
Status	KHIBALDIA TOWN	KHIGADAP TOWN	KHIGULSHANE-IGBAL TOWN	LAHORE	MULTAN		KHIBALDIA TOWN	KHIGADAP TOWN	KHIGULSHANE-IGBAL TOWN	LAHORE	PESHAWAR	RAWALPINDI	QUETTA	MULTAN		KHIBALDIA TOWN	KHIGADAP TOWN	KHIGULSHANE-IGBAL TOWN	LAHORE	PESHAWAR	RAWALPINDI	QUETTA	MULTAN		
Negative	9	3	5	10		27	10	11	12	27	2	2	4	9	77	4	6	10	16	2	1	3	11		53
Pending																1	1	1	1	1	1	2	2		9
Wild	1	8	7	2		18	6	20	12	6	12	5	9	9	79	2	14	3	4	11	5	9	8		56
Grand Total	10	11	12	12		45	16	31	24	33	14	7	13	18	156	7	20	14	21	14	7	14	21		118



Wild polio cases by country and date of onset of paralysis in EMR, 2011

Year	COUNTRY	P1			P3			Total Count	First Case	Last Case
		Count	First Case	Last Case	Count	First Case	Last Case			
2011	AFG	11	11/01/2011	28/06/2011				11	11/01/2011	28/06/2011
	PAK	59	03/01/2011	22/06/2011	1	09/06/2011	09/06/2011	60	03/01/2011	22/06/2011
2011 Total		70	03/01/2011	28/06/2011	1	09/06/2011	09/06/2011	71	03/01/2011	28/06/2011



* District RY Khan, Punjab Province, was identified as an infected district by isolating wild type P1 virus from a healthy child with date of stool collection 08/01/2011
* District Nsirabad, Balochistan Province, was identified as an infected district by isolating wild type P1 virus from a healthy child with date of stool collection 26/01/2011



Wild Polio cases by district and date of onset of paralysis, Afghanistan 2011

PROVINCE	DISTRICT	P1		
		Count	First case	Last case
FARAH	BALA BULUK	1	10/06/2011	10/06/2011
	BAKWA	1	26/04/2011	26/04/2011
KANDAHAR	KANDAHAR	1	23/05/2011	23/05/2011
	MAYWAND	1	25/04/2011	25/04/2011
	DAMAN	2	11/01/2011	19/06/2011
HILMAND	NAHRI SARRAJ	2	29/05/2011	06/06/2011
	MUSA QALA	3	08/05/2011	28/06/2011
Grand Total		11	11/01/2011	28/06/2011

Kandahar P1 case (AFG/08/11/103) was identified as wild by a positive contact with date of stool collection 30/05/11
 Maywand P1 case (AFG/08/11/110) was identified as wild by a positive contact with date of stool collection 29/05/11
 Bala Buluk P1 case (AFG/03/11/132) was identified as wild by a positive contact with date of stool collection 13/06/11

Wild Polio cases by district and date of onset of paralysis, Pakistan 2011

PROVINCE	DISTRICT	P1			P3		
		Count	First case	Last case	Count	First case	Last case
BALOCHISTAN	QUETTA	1	22/06/2011	22/06/2011			
	PISHIN	6	19/02/2011	12/06/2011			
	KABDULAH	7	02/03/2011	06/06/2011			
	NOSHKI	3	01/04/2011	28/04/2011			
	KHUZDAR	2	03/05/2011	10/06/2011			
SINDH	THATTA	2	10/04/2011	10/06/2011			
	BADIN	2	22/02/2011	15/03/2011			
	JAMSHORO	1	29/05/2011	29/05/2011			
	TMKHAN	2	18/02/2011	04/03/2011			
	T.ALLAHYAR	1	21/01/2011	21/01/2011			
	SANGHAR	2	20/01/2011	19/04/2011			
	KHIGADAP	1	05/04/2011	05/04/2011			
	KHIORANGI	1	29/03/2011	29/03/2011			
	KHISADDAR	1	05/04/2011	05/04/2011			
	KHISITE	1	07/05/2011	07/05/2011			
GILGIT BALTISTAN	DIAMIR	1	18/05/2011	18/05/2011			
KHYBER PAKHTOON	PESHAWAR	3	16/01/2011	13/05/2011			
	KOHAT	3	28/01/2011	20/04/2011			
	BANNU	1	21/05/2011	21/05/2011			
	LAKKIMRWT	2	09/03/2011	13/03/2011			
	TORGHAR	2	06/04/2011	22/05/2011			
FATA	KHYBER	8	15/01/2011	02/05/2011	1	09/06/2011	09/06/2011
	MOHMAND	3	03/01/2011	18/04/2011			
	KURRAM	1	06/03/2011	06/03/2011			
	ORAKZAI	2	06/05/2011	15/06/2011			
Grand Total		59	03/01/2011	22/06/2011	1	09/06/2011	09/06/2011

Sanghar P1 case (SD/32/11/005) was identified as wild by a positive contact with date of stool collection 26/01/2011
 Peshawar P1 case (NW/30/11/025) was identified as wild by a positive contact with date of stool collection 10/03/2011
 Mansehra P1 case (NW/14/11/014) was identified as wild by a positive contact with date of stool collection 21/04/2011