



Table 1: Acute Flaccid Paralysis (AFP) cases by week of onset

| Country | Reported AFP cases by week of onset - Week (36/11)/ Ending on : (11/09/11) | | | | | | | | | | | | | | |
|------------------|--|----------------|-------------------------|----------------|----------------|----------------|----------------|----------------|----------------|----------------|----------------|----------------|----------------|----------------|----------------|
| | Total AFP 2009 | Total AFP 2010 | Total AFP to date, 2011 | W 25 26 Jun 11 | W 26 03 Jul 11 | W 27 10 Jul 11 | W 28 17 Jul 11 | W 29 24 Jul 11 | W 30 31 Jul 11 | W 31 07 Aug 11 | W 32 14 Aug 11 | W 33 21 Aug 11 | W 34 28 Aug 11 | W 35 04 Sep 11 | W 36 11 Sep 11 |
| Afghanistan | 1477 | 1572 | 1193 | 33 | 41 | 39 | 33 | 40 | 26 | 44 | 45 | 21 | 23 | 2 | 0 |
| Bahrain | 7 | 10 | 4 | 0 | 1 | 1 | 0 | 0 | 0 | 0 | 0 | 0 | 0 | 0 | 0 |
| Djibouti | 6 | 3 | 5 | 0 | 0 | 0 | 0 | 0 | 1 | 0 | 0 | 0 | 1 | 0 | 0 |
| Egypt | 1126 | 1151 | 732 | 21 | 28 | 24 | 20 | 11 | 15 | 17 | 13 | 18 | 15 | 13 | 4 |
| Iran | 548 | 622 | 400 | 8 | 16 | 8 | 11 | 12 | 7 | 16 | 8 | 6 | 11 | 9 | 1 |
| Iraq | 412 | 489 | 347 | 8 | 6 | 5 | 13 | 10 | 9 | 10 | 13 | 8 | 0 | 3 | |
| Jordan **** | 31 | 40 | 14 | 0 | 0 | 1 | 0 | 0 | 2 | 0 | 0 | | | | |
| Kuwait | 25 | 24 | 18 | 0 | 1 | 0 | 0 | 0 | 0 | 0 | 1 | 1 | 0 | 0 | 0 |
| Lebanon **** | 8 | 19 | 13 | 0 | 1 | 0 | 0 | 0 | 1 | 0 | 0 | 1 | 0 | 0 | |
| Libya | 44 | 46 | 17 | 0 | 1 | 0 | | | | | | | | | |
| Morocco | 115 | 100 | 50 | 2 | 0 | 2 | 2 | 1 | 0 | 2 | 0 | 0 | 0 | 0 | |
| Oman | 19 | 33 | 31 | 2 | 0 | 1 | 2 | 1 | 1 | 0 | 0 | 1 | 0 | | |
| Pakistan | 5163 | 5393 | 3655 | 115 | 112 | 113 | 105 | 103 | 116 | 105 | 76 | 101 | 45 | 8 | |
| Palestine **** | 18 | 15 | 11 | 0 | 0 | 0 | 0 | 0 | 0 | 0 | 2 | 0 | 0 | 0 | 0 |
| Qatar | 4 | 5 | 1 | 0 | 0 | 0 | 0 | 0 | 0 | 0 | 0 | 0 | 0 | 0 | 0 |
| Saudi Arabia | 195 | 239 | 148 | 4 | 3 | 7 | 4 | 6 | 2 | 3 | 5 | 4 | 1 | 1 | 0 |
| Somalia | 162 | 164 | 123 | 2 | 4 | 3 | 3 | 5 | 4 | 1 | 0 | 3 | 2 | 2 | |
| Sudan | 425 | 408 | 231 | 7 | 9 | 3 | 6 | 3 | 6 | 4 | 9 | 7 | 10 | 1 | 0 |
| South Sudan | 199 | 310 | 243 | 8 | 6 | 8 | 5 | 10 | 5 | 4 | 8 | 5 | 3 | 0 | |
| Syria **** | 203 | 194 | 122 | 4 | 4 | 4 | 3 | 1 | 0 | 3 | 1 | 0 | 2 | 0 | |
| Tunisia | 40 | 57 | 32 | 2 | 0 | 0 | 0 | 0 | 0 | 3 | 0 | 0 | 0 | | |
| U.A.E | 17 | 18 | 17 | 0 | 1 | 1 | 0 | 1 | 0 | 0 | 0 | 0 | 0 | 0 | 0 |
| Yemen | 366 | 426 | 242 | 3 | 8 | 12 | 12 | 5 | 10 | 4 | 6 | 3 | 5 | 3 | |
| Total EMR | 10610 | 11338 | 7649 | 219 | 242 | 232 | 219 | 209 | 205 | 216 | 187 | 179 | 118 | 42 | 5 |

No data = No report received

Table 2: Confirmed polio cases by month of onset

| Country | Total year 2009 | Total year 2010 | 11/09 | | Confirmed polio cases by month of onset | | | | | | | | | | | |
|------------------|-----------------|-----------------|-----------|------------|---|---------------|---------------|--------------|---------------|------------|------------|-----------|-----------|-----------|-------------|----------------|
| | | | 2010 | 2011 | October 2010 | November 2010 | December 2010 | January 2011 | February 2011 | March 2011 | April 2011 | May 2011 | June 2011 | July 2011 | August 2011 | September 2011 |
| Afghanistan | 38 | 25 | 19 | 19 | 2 | 3 | 1 | 1 | 0 | 0 | 2 | 4 | 4 | 1 | 7 | |
| Bahrain | 0 | 0 | 0 | 0 | 0 | 0 | 0 | 0 | 0 | 0 | 0 | 0 | 0 | 0 | 0 | |
| Djibouti | 0 | 0 | 0 | 0 | 0 | 0 | 0 | 0 | 0 | 0 | 0 | 0 | 0 | 0 | 0 | |
| Egypt | 0 | 0 | 0 | 0 | 0 | 0 | 0 | 0 | 0 | 0 | 0 | 0 | 0 | 0 | 0 | |
| Iran | 0 | 0 | 0 | 0 | 0 | 0 | 0 | 0 | 0 | 0 | 0 | 0 | 0 | 0 | 0 | |
| Iraq | 0 | 0 | 0 | 0 | 0 | 0 | 0 | 0 | 0 | 0 | 0 | 0 | 0 | 0 | 0 | |
| Jordan **** | 0 | 0 | 0 | 0 | 0 | 0 | 0 | 0 | 0 | 0 | 0 | 0 | 0 | 0 | 0 | |
| Kuwait | 0 | 0 | 0 | 0 | 0 | 0 | 0 | 0 | 0 | 0 | 0 | 0 | 0 | 0 | 0 | |
| Lebanon **** | 0 | 0 | 0 | 0 | 0 | 0 | 0 | 0 | 0 | 0 | 0 | 0 | 0 | 0 | 0 | |
| Libya | 0 | 0 | 0 | 0 | 0 | 0 | 0 | 0 | 0 | 0 | 0 | 0 | 0 | 0 | 0 | |
| Morocco | 0 | 0 | 0 | 0 | 0 | 0 | 0 | 0 | 0 | 0 | 0 | 0 | 0 | 0 | 0 | |
| Oman | 0 | 0 | 0 | 0 | 0 | 0 | 0 | 0 | 0 | 0 | 0 | 0 | 0 | 0 | 0 | |
| Pakistan | 89 | 144 | 63 | 84 | 29 | 15 | 7 | 8 | 8 | 11 | 12 | 13 | 8 | 11 | 13 | |
| Palestine **** | 0 | 0 | 0 | 0 | 0 | 0 | 0 | 0 | 0 | 0 | 0 | 0 | 0 | 0 | 0 | |
| Qatar | 0 | 0 | 0 | 0 | 0 | 0 | 0 | 0 | 0 | 0 | 0 | 0 | 0 | 0 | 0 | |
| Saudi Arabia | 0 | 0 | 0 | 0 | 0 | 0 | 0 | 0 | 0 | 0 | 0 | 0 | 0 | 0 | 0 | |
| Somalia | 0 | 0 | 0 | 0 | 0 | 0 | 0 | 0 | 0 | 0 | 0 | 0 | 0 | 0 | 0 | |
| Sudan | 5 | 0 | 0 | 0 | 0 | 0 | 0 | 0 | 0 | 0 | 0 | 0 | 0 | 0 | 0 | |
| South Sudan | 40 | 0 | 0 | 0 | 0 | 0 | 0 | 0 | 0 | 0 | 0 | 0 | 0 | 0 | 0 | |
| Syria **** | 0 | 0 | 0 | 0 | 0 | 0 | 0 | 0 | 0 | 0 | 0 | 0 | 0 | 0 | 0 | |
| Tunisia | 0 | 0 | 0 | 0 | 0 | 0 | 0 | 0 | 0 | 0 | 0 | 0 | 0 | 0 | 0 | |
| U.A.E | 0 | 0 | 0 | 0 | 0 | 0 | 0 | 0 | 0 | 0 | 0 | 0 | 0 | 0 | 0 | |
| Yemen | 0 | 0 | 0 | 0 | 0 | 0 | 0 | 0 | 0 | 0 | 0 | 0 | 0 | 0 | 0 | |
| Total EMR | 172 | 169 | 82 | 103 | 31 | 18 | 8 | 9 | 8 | 11 | 14 | 17 | 12 | 12 | 20 | 0 |

**** UNRWA cases are included with those of country of residence



Table 3: Investigation of AFP cases with paralysis onset in 2010 & 2011 (up to week 36 ending 11 September 2011)

| COUNTRY | 2010 | | | | | | | | | | | | 2011 | | | | | | | | | | | | Latest line List Date | | | | | | |
|--------------|----------------------------|-------------------------------|------------------|------------------------|---------------------------|------|-----------------------|--|--|-------------------------------|--------------------|--------------------|----------------------------|-------------------------------|------------------|------------------------|---------------------------|------|----------------------------------|--|--|-------------------------------|--------------------|--------------------|-----------------------|----------|--|--|---------------|--|--|
| | AFP | | | | | | | | | Specimen | | | Wild isolates | | | AFP | | | | | | | | | | Specimen | | | Wild isolates | | |
| | Total AFP cases onset 2010 | Case classification | | | | | Non polio AFP rate ** | AFP cases pending classification > 90 days from onset of paralysis | AFP cases pending classification and lab > 90 days from onset of paralysis | % with *** adequate specimens | Wild P1 Poliovirus | Wild P3 Poliovirus | Total AFP cases onset 2011 | Case classification | | | | | Annualized Non polio AFP rate ** | AFP cases pending classification > 90 days from onset of paralysis | AFP cases pending classification and lab > 90 days from onset of paralysis | % with *** adequate specimens | Wild P1 Poliovirus | Wild P3 Poliovirus | | | | | | | |
| | | Total Confirmed Polio Cases * | Polio Compatible | Pending Classification | Discarded (non polio AFP) | VDPV | | | | | | | | Total Confirmed Polio Cases * | Polio Compatible | Pending Classification | Discarded (non polio AFP) | VDPV | | | | | | | | | | | | | |
| Afghanistan | 1572 | 25 | 5 | 0 | 1537 | 5 | 9.08 | 0 | 0 | 92.62 | 17 | 8 | 1193 | 19 | 0 | 106 | 1067 | 1 | 9.69 | 11 | 5 | 93.96 | 19 | 0 | 11/09/2011 | | | | | | |
| Bahrain | 10 | 0 | 0 | 0 | 10 | 0 | 4.87 | 0 | 0 | 80.00 | 0 | 0 | 4 | 0 | 0 | 2 | 2 | 0 | 2.8 | 0 | 0 | 100.00 | 0 | 0 | 29/08/2011 | | | | | | |
| Djibouti | 3 | 0 | 0 | 0 | 3 | 0 | 1.23 | 0 | 0 | 33.33 | 0 | 0 | 5 | 0 | 0 | 2 | 3 | 0 | 2.5 | 0 | 0 | 80.00 | 0 | 0 | 11/09/2011 | | | | | | |
| Egypt | 1151 | 0 | 0 | 0 | 1151 | 0 | 3.73 | 0 | 0 | 94.87 | 0 | 0 | 732 | 0 | 0 | 95 | 636 | 1 | 3.42 | 1 | 1 | 92.35 | 0 | 0 | 08/09/2011 | | | | | | |
| Iran | 622 | 0 | 0 | 0 | 622 | 0 | 3.51 | 0 | 0 | 90.68 | 0 | 0 | 400 | 0 | 0 | 30 | 369 | 1 | 3.22 | 3 | 1 | 87.25 | 0 | 0 | 11/09/2011 | | | | | | |
| Iraq | 489 | 0 | 0 | 0 | 488 | 1 | 3.39 | 0 | 0 | 86.91 | 0 | 0 | 347 | 0 | 0 | 31 | 316 | 0 | 3.46 | 7 | 0 | 89.34 | 0 | 0 | 08/09/2011 | | | | | | |
| Jordan | 40 | 0 | 0 | 0 | 40 | 0 | 1.76 | 0 | 0 | 95.00 | 0 | 0 | 14 | 0 | 0 | 5 | 9 | 0 | 0.8 | 2 | 2 | 100.00 | 0 | 0 | 14/08/2011 | | | | | | |
| Kuwait | 24 | 0 | 0 | 0 | 24 | 0 | 3.33 | 0 | 0 | 100.00 | 0 | 0 | 18 | 0 | 0 | 0 | 18 | 0 | 3.48 | 0 | 0 | 88.89 | 0 | 0 | 11/09/2011 | | | | | | |
| Lebanon | 19 | 0 | 0 | 0 | 19 | 0 | 1.72 | 0 | 0 | 47.37 | 0 | 0 | 13 | 0 | 0 | 8 | 5 | 0 | 1.69 | 6 | 2 | 53.85 | 0 | 0 | 10/09/2011 | | | | | | |
| Libya | 46 | 0 | 0 | 0 | 46 | 0 | 2.25 | 0 | 0 | 100.00 | 0 | 0 | 17 | 0 | 0 | 6 | 11 | 0 | 1.19 | 4 | 4 | 100.00 | 0 | 0 | 12/07/2011 | | | | | | |
| Morocco | 100 | 0 | 0 | 0 | 100 | 0 | 1.01 | 0 | 0 | 78.00 | 0 | 0 | 50 | 0 | 0 | 10 | 40 | 0 | 0.72 | 4 | 2 | 82.00 | 0 | 0 | 09/09/2011 | | | | | | |
| Oman | 33 | 0 | 0 | 0 | 33 | 0 | 4.28 | 0 | 0 | 87.88 | 0 | 0 | 31 | 0 | 0 | 2 | 29 | 0 | 5.78 | 0 | 0 | 90.32 | 0 | 0 | 28/08/2011 | | | | | | |
| Pakistan | 5393 | 144 | 24 | 0 | 5225 | 0 | 6.34 | 0 | 0 | 88.39 | 120 | 24 | 3655 | 84 | 7 | 241 | 3323 | 0 | 6.2 | 35 | 10 | 90.10 | 83 | 1 | 10/09/2011 | | | | | | |
| Palestine | 15 | 0 | 0 | 0 | 15 | 0 | 0.94 | 0 | 0 | 100.00 | 0 | 0 | 11 | 0 | 0 | 2 | 9 | 0 | 0.98 | 0 | 0 | 100.00 | 0 | 0 | 11/09/2011 | | | | | | |
| Qatar | 5 | 0 | 0 | 0 | 5 | 0 | 2.14 | 0 | 0 | 80.00 | 0 | 0 | 1 | 0 | 0 | 0 | 1 | 0 | 0.62 | 0 | 0 | 100.00 | 0 | 0 | 11/09/2011 | | | | | | |
| Saudi Arabia | 239 | 0 | 0 | 0 | 239 | 0 | 2.83 | 0 | 0 | 96.65 | 0 | 0 | 148 | 0 | 0 | 26 | 122 | 0 | 2.47 | 0 | 0 | 98.65 | 0 | 0 | 11/09/2011 | | | | | | |
| Somalia | 164 | 0 | 0 | 0 | 160 | 4 | 3.38 | 0 | 0 | 99.39 | 0 | 0 | 123 | 0 | 0 | 13 | 105 | 5 | 3.53 | 1 | 0 | 99.19 | 0 | 0 | 09/09/2011 | | | | | | |
| Sudan | 408 | 0 | 0 | 0 | 408 | 0 | 2.80 | 0 | 0 | 97.30 | 0 | 0 | 231 | 0 | 0 | 11 | 220 | 0 | 2.24 | 0 | 0 | 96.54 | 0 | 0 | 11/09/2011 | | | | | | |
| South Sudan | 310 | 0 | 2 | 0 | 308 | 0 | 4.06 | 0 | 0 | 92.90 | 0 | 0 | 243 | 0 | 0 | 26 | 216 | 1 | 4.59 | 4 | 1 | 93.42 | 0 | 0 | 11/09/2011 | | | | | | |
| Syria | 194 | 0 | 0 | 0 | 193 | 1 | 2.02 | 0 | 0 | 95.36 | 0 | 0 | 122 | 0 | 0 | 4 | 118 | 0 | 1.78 | 2 | 0 | 94.26 | 0 | 0 | 08/09/2011 | | | | | | |
| Tunisia | 57 | 0 | 0 | 0 | 57 | 0 | 2.18 | 0 | 0 | 92.98 | 0 | 0 | 32 | 0 | 0 | 5 | 27 | 0 | 1.81 | 0 | 0 | 93.75 | 0 | 0 | 29/08/2011 | | | | | | |
| U.A.E | 18 | 0 | 0 | 0 | 18 | 0 | 1.78 | 0 | 0 | 100.00 | 0 | 0 | 17 | 0 | 0 | 0 | 17 | 0 | 2.42 | 0 | 0 | 100.00 | 0 | 0 | 11/09/2011 | | | | | | |
| Yemen | 426 | 0 | 0 | 0 | 426 | 0 | 3.86 | 0 | 0 | 96.48 | 0 | 0 | 242 | 0 | 0 | 74 | 165 | 4 | 3.15 | 4 | 3 | 95.87 | 0 | 0 | 10/09/2011 | | | | | | |
| EMR | 11338 | 169 | 31 | 0 | 11127 | 11 | 4.63 | 0 | 0 | 90.86 | 137 | 32 | 7649 | 103 | 7 | 699 | 6828 | 13 | 4.47 | 84 | 31 | 91.57 | 102 | 1 | | | | | | | |
| 2009 | 10610 | 172 | 29 | 0 | 10401 | 8 | 4.40 | 0 | 0 | 91.06 | 122 | 52 | | | | | | | | | | | | | | | | | | | |

* Confirmed polio cases refer to wild isolation from AFP cases or from contacts of negative index AFP cases

** Non-polio AFP per 100,000 children <15 years

*** Adequate here refers to two stool specimens collected at least 24 hours apart, within 14 days of paralysis onset

**** AFP cases co infected with P1 and P3 are counted separately as wild isolates



Table 4: Investigation of contacts of AFP cases with paralysis onset in 2011 (up to week 36 ending 11/09/ 2011)

| Country | No. of AFP cases | No. of eligible AFP cases for contact sampling* | % of eligible AFP cases with contact samplings | % of eligible AFP cases with 3+ contacts | Total number of Contacts** | % of contacts under 5 years | % of contacts with specimens collected within 7 days of notification of index | % Contact specimens in lab within 3 days of collection | % Contact specimens positive for NPEV | % Contact specimens positive for Sabin like virus | No. of contacts positive for wild virus | % of wild polio virus isolation from contacts | No. of Contacts positive for VDPVs | No. of -ve index AFP cases identified positive by contact | No. of district identified infected from contacts |
|-------------------------|------------------|---|--|--|----------------------------|-----------------------------|---|--|---------------------------------------|---|---|---|------------------------------------|---|---|
| Afghanistan | 1193 | 72 | 83.3 | 83.3 | 434 | 95.4 | 73.0 | 31.8 | 25.4 | 3.5 | 4 | 0.9 | | 3 | 3 |
| Bahrain | 4 | 0 | | | 0 | | | | | | 0 | | | 0 | 0 |
| Djibouti | 5 | 1 | 0.0 | 0.0 | 0 | | | | | | 0 | | | 0 | 0 |
| Egypt | 732 | 69 | 73.9 | 73.9 | 276 | 79.0 | 72.8 | 96.5 | 10.1 | 3.5 | 0 | 0.0 | | 0 | 0 |
| Iran | 400 | 51 | 21.6 | 15.7 | 90 | 76.7 | 42.2 | 87.5 | 0.0 | 10.2 | 0 | 0.0 | | 0 | 0 |
| Iraq | 347 | 37 | 73.0 | 67.6 | 116 | 77.6 | 27.6 | 84.5 | 17.3 | 0.9 | 0 | 0.0 | | 0 | 0 |
| Jordan | 14 | 0 | | | 0 | | | | | | 0 | | | 0 | 0 |
| Kuwait | 18 | 2 | 100.0 | 100.0 | 46 | 47.8 | 71.7 | 100.0 | 2.2 | 0.0 | 0 | 0.0 | | 0 | 0 |
| Lebanon | 13 | 6 | 0.0 | 0.0 | 0 | | | | | | 0 | | | 0 | 0 |
| Libya | 17 | 0 | | | 0 | | | | | | 0 | | | 0 | 0 |
| Morocco | 50 | 9 | 55.6 | 44.4 | 25 | 52.0 | 80.0 | 95.0 | 0.0 | 0.0 | 0 | 0.0 | | 0 | 0 |
| Oman | 31 | 3 | 0.0 | 0.0 | 22 | 95.5 | 77.3 | 100.0 | 22.7 | 9.1 | 0 | 0.0 | | 0 | 0 |
| Pakistan | 3655 | 362 | 85.1 | 84.0 | 1105 | 90.7 | 64.8 | 76.4 | 27.2 | 5.3 | 7 | 0.7 | | 4 | 2 |
| Palestine | 11 | 0 | | | 0 | | | | | | 0 | | | 0 | 0 |
| Qatar | 1 | 0 | | | 0 | | | | | | 0 | | | 0 | 0 |
| Saudi Arabia | 148 | 2 | 100.0 | 100.0 | 14 | 85.7 | 0.0 | 60.0 | 0.0 | 0.0 | 0 | 0.0 | | 0 | 0 |
| Somalia | 123 | 1 | 100.0 | 100.0 | 351 | 90.0 | 98.0 | 13.5 | 12.6 | 4.6 | 0 | 0.0 | 9 | 0 | 0 |
| Sudan | 231 | 8 | 100.0 | 100.0 | 146 | 80.1 | 78.1 | 36.4 | 14.0 | 3.5 | 0 | 0.0 | | 0 | 0 |
| South Sudan | 243 | 16 | 87.5 | 81.3 | 695 | 84.9 | 89.2 | 1.8 | 15.2 | 1.8 | 0 | 0.0 | 1 | 0 | 0 |
| Syria | 122 | 7 | 85.7 | 71.4 | 37 | 75.7 | 51.4 | 86.5 | 0.0 | 0.0 | 0 | 0.0 | | 0 | 0 |
| Tunisia | 32 | 2 | 0.0 | 0.0 | 15 | 40.0 | 66.7 | 100.0 | 0.0 | 0.0 | 0 | 0.0 | | 0 | 0 |
| U.A.E. | 17 | 0 | | | 0 | | | | | | 0 | | | 0 | 0 |
| Yemen | 242 | 10 | 100.0 | 100.0 | 51 | 66.7 | 62.7 | 0.0 | 28.0 | 0.0 | 0 | 0.0 | 1 | 0 | 0 |
| Grand Total 2011 | 7649 | 658 | 76.7 | 74.9 | 3423 | 86.2 | 73.4 | 50.4 | 19.1 | 3.9 | 11 | 0.3 | 11 | 7 | 5 |
| Grand Total 2010 | 11338 | 1062 | 80.8 | 75.9 | 5146 | 82.9 | 71.7 | 53.5 | 18.6 | 3.3 | 13 | 0.3 | 7 | 8 | 4 |

* Eligible refers to AFP cases with inadequate stool specimens

** Total number of contacts from eligible AFP cases and from other AFP cases as per with country criteria for contact sampling

Last wild contacts in EMRO, 01/01/2011-11/09/2011

| Year | Country | Data | Date of Most Recent stool collection |
|--------------------|-------------|------------------------|--------------------------------------|
| | | Count of wild contacts | |
| 2011 | Pakistan | 7 | 25/07/2011 |
| | Afghanistan | 4 | 13/06/2011 |
| Grand Total | | 11 | 25/07/2011 |



Table 5: Laboratory investigation of AFP cases with paralysis onset in 2011 (up to week 36 ending 11 September 2011)

| Country | Polio laboratories Sequencing performed by CDC and RIVM laboratories | AFP cases with specimens | Preliminary virus isolation results of AFP cases | | | | | | Poliovirus intratypic differentiation results # | | | | | | | | | Indicators | | | | Latest report Date | | | | |
|-----------------------|---|--------------------------|--|------------|-------------|-------------|---------------------|------------------------|---|------------|----------|------------|----------|-----------|------------|----------|----------|-----------------------------|-------------|------------|-------------|--------------------|--------------------------------|---|--|--|
| | | | Referred for ITD | | NPEV only | Negative | Pending | | Type 1 | | | Type 2 | | | Type 3 | | | Discordant pending sequence | NPEV by PCR | Non-EV | Pending ITD | | % specimens positive for NPEV* | % AFP cases with culture results within 14 days | % AFP cases with ITD results within 7 days | % AFP cases with ITD results within 45 days of onset** |
| | | | L20B+ | L20B+/NPEV | | | received <= 14 days | received > 14 days ago | Wild | Sabin | VDPV | Wild | Sabin | VDPV | Wild | Sabin | VDPV | | | | | | | | | |
| Afghanistan | RRL Pakistan | 1190 | 64 | 3 | 250 | 841 | 32 | | 19 | 28 | | 5 | 1 | | 23 | | 2 | | 3 | | 20% | 100% | 97% | 98% | 10/09/2011 | |
| Bahrain | PNL Oman | 4 | | | 2 | 2 | | | | | | | | | | | | | | | 50% | 100% | | 100% | 05/09/2011 | |
| Djibouti | NPL Kenya | 5 | | | 1 | 2 | 2 | | | | | | | | | | | | | | 33% | | | 100% | 11/09/2011 | |
| Egypt*** | RRL Egypt | 699 | 14 | 3 | 68 | 571 | 9 | 34 | | 3 | 1 | 1 | | | 5 | | 1 | 2 | 4 | 2 | 9% | 92% | 100% | 99% | 11/09/2011 | |
| Iran | NPL Iran | 388 | 13 | | 3 | 363 | 8 | 1 | | | | 2 | 1 | | 3 | | 1 | | 6 | | 1% | 100% | 100% | 98% | 10/09/2011 | |
| Iraq | NPL Iraq, RRL Egypt | 346 | 8 | | 58 | 257 | 6 | 20 | | 2 | | 3 | | | 4 | | | | | | 17% | 100% | 100% | 78% | 08/09/2011 | |
| Jordan | NPL Jordan, RRL Tunisia | 14 | 1 | | | 13 | | | | 1 | | | | | | | | | | | 8% | 93% | 100% | 100% | 11/09/2011 | |
| Kuwait | RRL Kuwait | 21 | | | | 21 | | | | | | | | | | | | | | | 1% | 90% | | 100% | 11/09/2011 | |
| Lebanon | RRL Egypt | 15 | | | 2 | 12 | | 1 | | | | | | | | | | | | | 9% | 100% | | 40% | 11/09/2011 | |
| Libya | RRL Tunisia | 19 | 1 | | | 17 | | 1 | | 1 | | | | | | | | | | | 0% | 94% | 100% | 89% | 26/08/2011 | |
| Morocco | NPL Morocco, RRL Tunisia | 49 | | | 1 | 43 | 1 | 4 | | | | | | | | | | | | | 3% | 100% | | 80% | 09/09/2011 | |
| Oman | NPL Oman | 31 | | | 4 | 26 | | 1 | | | | | | | | | | | | | 14% | 97% | | 100% | 05/09/2011 | |
| Pakistan | RRL Pakistan | 3714 | 217 | 26 | 786 | 2560 | 125 | | 79 | 77 | | 30 | | 1 | 89 | | | 2 | 21 | | 20% | 100% | 99% | 98% | 10/09/2011 | |
| Palestine & UNRWA | | 11 | | | 1 | 9 | | | | | | | | | | | | | | | 10% | 9% | | 91% | 11/09/2011 | |
| Qatar | NPL Oman | 1 | | | | 1 | | | | | | | | | | | | | | | 0% | 100% | | 100% | 05/09/2011 | |
| Saudi Arabia | NPL Saudi Arabia, NPL Oman | 149 | 1 | | | 144 | 2 | 2 | | | | 1 | | | | | | | | | 0% | 71% | 100% | 100% | 11/09/2011 | |
| Somalia | NPL Kenya | 123 | 12 | | 14 | 86 | 4 | 8 | | | | 6 | 1 | | 5 | | | | | | 13% | 4% | | 100% | 09/09/2011 | |
| Sudan | NPL Sudan, NICD, S. Africa | 232 | 6 | 1 | 37 | 176 | 12 | | | | | | | | 1 | | | | | | 14% | 86% | 100% | 100% | 11/09/2011 | |
| South Sudan | NPL Kenya | 243 | 8 | | 37 | 178 | 3 | 18 | | | | 3 | | | 5 | | | | | | 16% | 0% | | 96% | 09/09/2011 | |
| Syria | NPL Syria, RRL Tunisia | 116 | 2 | | 9 | 105 | | | | | | | | | 1 | | | | | | 6% | 97% | 100% | 50% | 08/09/2011 | |
| Tunisia | RRL Tunisia | 33 | | | | 30 | | 3 | | | | | | | | | | | | | 0% | 100% | | 100% | 26/08/2011 | |
| U.A.E | NPL Oman | 17 | | | 2 | 15 | | | | | | | | | | | | | | | 9% | 100% | | 100% | 05/09/2011 | |
| Yemen | NPL Oman | 168 | 6 | 2 | 24 | 136 | | | | 2 | | 1 | | | 1 | | | | | | 16% | 100% | 100% | 12% | 05/09/2011 | |
| Total EMR 2011 | | 7588 | 353 | 35 | 1299 | 5608 | 202 | 95 | 98 | 114 | 1 | 52 | 3 | 1 | 137 | 9 | 4 | 34 | 2 | 16% | 93% | 99% | 96% | | | |
| Total EMR 2010 | | 11130 | 549 | 35 | 2050 | 8493 | | | 130 | 205 | | 110 | 6 | 31 | 189 | | 4 | 20 | 1 | 16% | 94% | 98% | 97% | | | |

* Specimens from all sources including non-AFP cases, excluding environmental samples

** This indicator reflects surveillance and laboratory activities

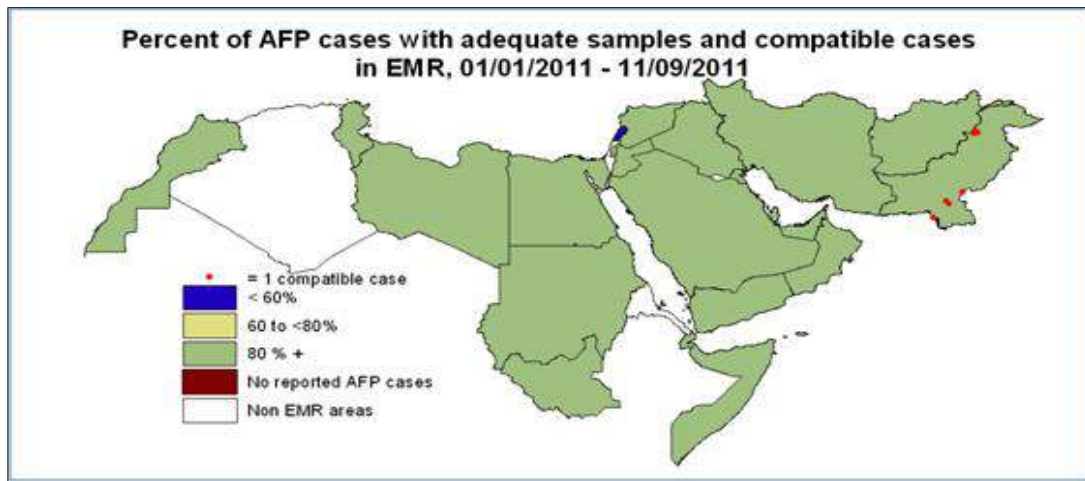
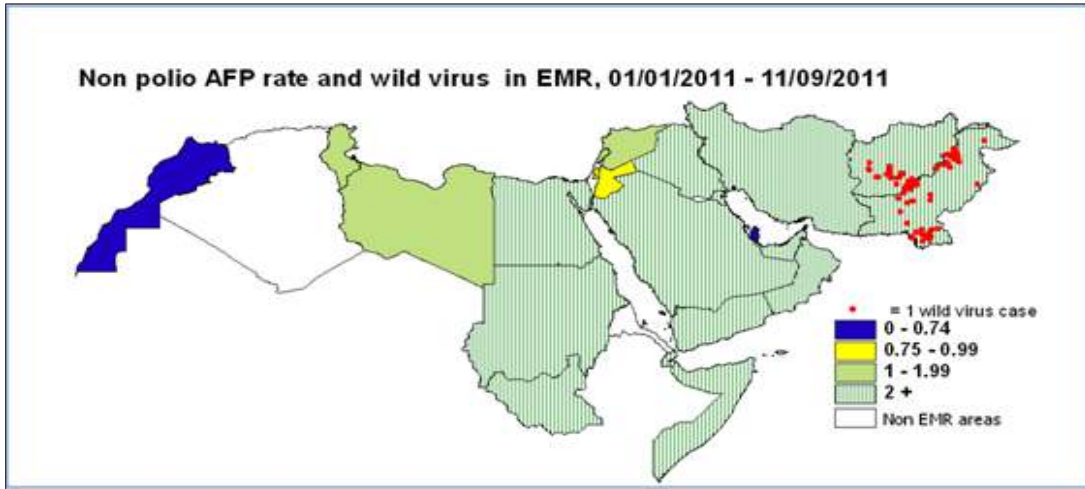
*** Environmental surveillance initiated in Egypt in September 2000 showed the following:

| Year | 2000 | 2001 | 2002 | 2003 | 2004 | 2005 | 2006 | 2007 | 2008 | 2009 | 2010 | 2011 | Grand Total |
|-------------|------|------|------|------|------|------|------|------|------|------|------|------|-------------|
| Negative | 52 | 55 | 136 | 299 | 469 | 499 | 492 | 458 | 444 | 481 | 415 | 262 | 4062 |
| Pending | | | | | | | | | | | | 32 | 32 |
| Wild | 2 | 75 | 26 | 12 | 13 | 2 | | | 2 | | 1 | | 133 |
| Grand Total | 54 | 130 | 162 | 311 | 482 | 501 | 492 | 458 | 446 | 481 | 416 | 294 | 4227 |

In 2008, out of 446 samples, 2 positive for wild virus in Giza governorate (Al Haram Site) genomic sequence data indicate importation from Ethiopia / South Sudan & Cairo governorate (Al Haggana 2) genomic sequence data indicate nearest importation from India. In 2011, 1 positive sample for wild virus in Aswan governorate (Aswan City) genomic sequence data indicate nearest importation from Sudan.

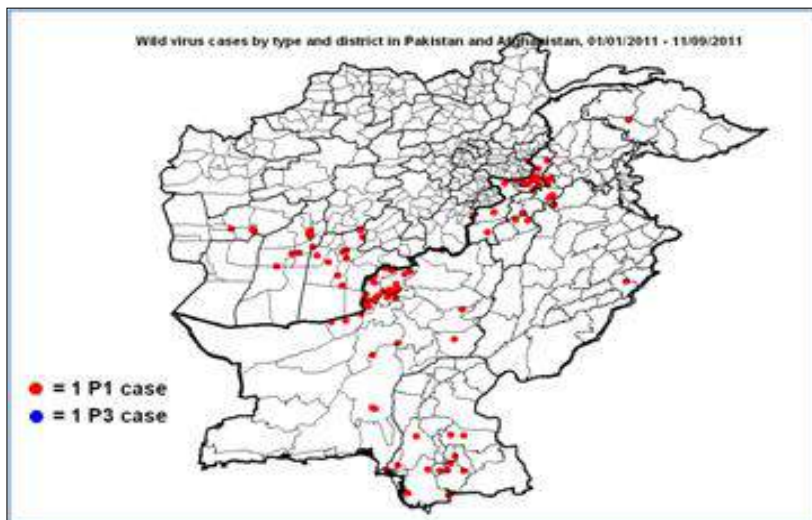
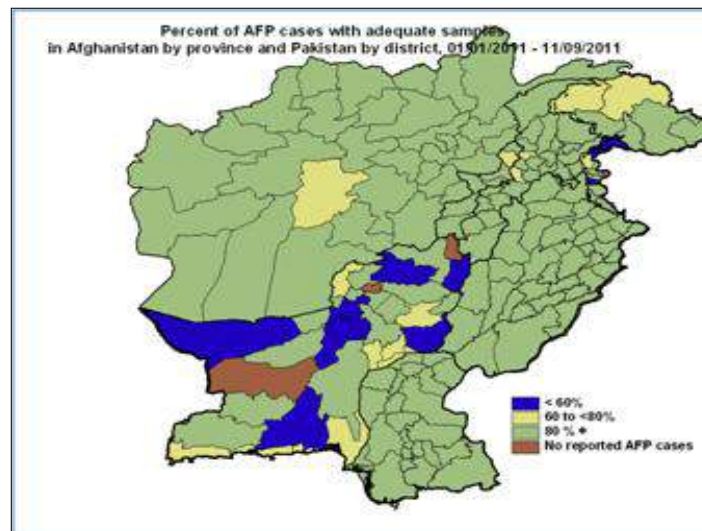
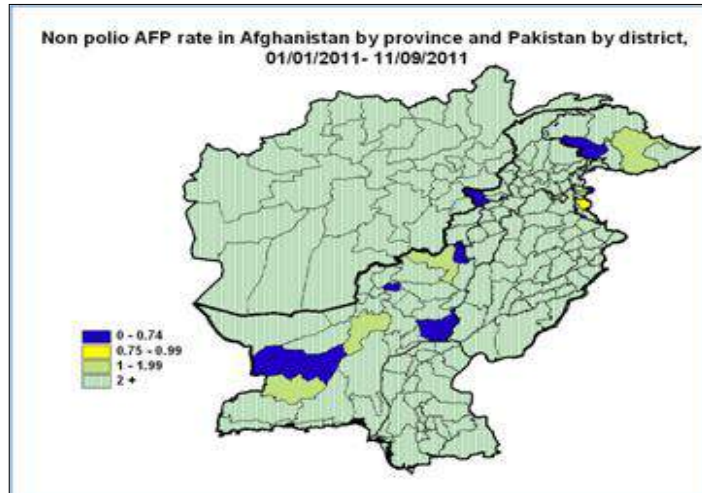
****Environmental surveillance initiated in Pakistan in August 2009 showed the following:

| Year | 2009 Total | | | | 2010 | | | | 2011 Total | | | | 2011 Total | | | | | | | | | | | |
|-------------|----------------|----------------|----------------|----------------|----------------|----------------|----------------|----------------|----------------|----------------|----------------|----------------|------------|-----|---|----|----|----|----|---|----|----|-----|----|
| | Khilafdia Town | Khilafdia Town | Khilafdia Town | Khilafdia Town | Khilafdia Town | Khilafdia Town | Khilafdia Town | Khilafdia Town | Khilafdia Town | Khilafdia Town | Khilafdia Town | Khilafdia Town | | | | | | | | | | | | |
| Negative | 9 | 3 | 5 | 10 | 27 | 10 | 11 | 12 | 27 | 2 | 2 | 4 | 9 | 77 | 5 | 6 | 10 | 17 | 4 | 1 | 4 | 13 | 60 | |
| Pending | | | | | | | | | | | | | | | | | | | | | | | | 13 |
| Wild | 1 | 8 | 7 | 2 | 18 | 6 | 20 | 12 | 6 | 12 | 5 | 9 | 9 | 79 | 2 | 16 | 5 | 5 | 11 | 6 | 11 | 9 | 65 | |
| Grand Total | 10 | 11 | 12 | 12 | 45 | 16 | 31 | 24 | 33 | 14 | 7 | 13 | 18 | 156 | 8 | 24 | 17 | 25 | 16 | 8 | 16 | 24 | 138 | |



Wild polio cases by country and date of onset of paralysis in EMR, 2011

| Year | COUNTRY | P1 | | | P3 | | | Total Count | First Case | Last Case |
|------------|---------|-------|------------|------------|-------|------------|------------|-------------|------------|------------|
| | | Count | First Case | Last Case | Count | First Case | Last Case | | | |
| 2011 | AFG | 19 | 11/01/2011 | 15/08/2011 | | | | 19 | 11/01/2011 | 15/08/2011 |
| | PAK | 83 | 03/01/2011 | 26/08/2011 | 1 | 09/06/2011 | 09/06/2011 | 84 | 03/01/2011 | 26/08/2011 |
| 2011 Total | | 102 | 03/01/2011 | 26/08/2011 | 1 | 09/06/2011 | 09/06/2011 | 103 | 03/01/2011 | 26/08/2011 |



* District RY Khan, Punjab Province, was identified as an infected district by isolating wild type P1 virus from a healthy child with date of stool collection 08/01/2011

* District Nsirabad, Balochistan Province, was identified as an infected district by isolating wild type P1 virus from a healthy child with date of stool collection 26/01/2011

* District Faisalabad, Punjab Province, was identified as an infected district by isolating wild type P1 virus from a healthy child with date of stool collection 28/07/2011

* District Muzfargarh, Punjab Province, was identified as an infected district by isolating wild type P1 virus from a healthy child with date of stool collection 07/08/2011



Wild Polio cases by district and date of onset of paralysis, Afghanistan 2011

| PROVINCE | DISTRICT | P1 | | |
|-------------|---------------|-------|------------|------------|
| | | Count | First case | Last case |
| FARAH | BALA BULUK | 1 | 10/06/2011 | 10/06/2011 |
| | BAKWA | 2 | 26/04/2011 | 04/08/2011 |
| KANDAHAR | KANDAHAR | 3 | 23/05/2011 | 02/08/2011 |
| | MAYWAND | 1 | 25/04/2011 | 25/04/2011 |
| | PANJWAYI | 1 | 15/08/2011 | 15/08/2011 |
| | DAMAN | 2 | 11/01/2011 | 19/06/2011 |
| | SHAH WALI KOT | 2 | 05/08/2011 | 12/08/2011 |
| HILMAND | NAHRI SARRAJ | 2 | 29/05/2011 | 06/06/2011 |
| | NAD ALI | 2 | 05/08/2011 | 09/08/2011 |
| | MUSA QALA | 3 | 08/05/2011 | 28/06/2011 |
| Grand Total | | 19 | 11/01/2011 | 15/08/2011 |

Kandahar P1 case (AFG/08/11/103) was identified as wild by a positive contact with date of stool collection 30/05/11
 Maywand P1 case (AFG/08/11/110) was identified as wild by a positive contact with date of stool collection 29/05/11
 Bala Buluk P1 case (AFG/03/11/132) was identified as wild by a positive contact with date of stool collection 13/06/11

Wild Polio cases by district and date of onset of paralysis, Pakistan 2011

| PROVINCE | DISTRICT | P1 | | | P3 | | |
|------------------|------------|------------|------------|------------|-------|------------|------------|
| | | Count | First case | Last case | Count | First case | Last case |
| BALOCHISTAN | QUETTA | 4 | 22/06/2011 | 17/08/2011 | | | |
| | PISHIN | 8 | 19/02/2011 | 07/08/2011 | | | |
| | KABDULAH | 13 | 02/03/2011 | 19/08/2011 | | | |
| | NOSHKI | 3 | 01/04/2011 | 28/04/2011 | | | |
| | KOHLU | 1 | 08/07/2011 | 08/07/2011 | | | |
| | DBUGTI | 1 | 12/07/2011 | 12/07/2011 | | | |
| | KALAT | 1 | 10/08/2011 | 10/08/2011 | | | |
| | KHUZDAR | 3 | 03/05/2011 | 08/07/2011 | | | |
| PUNJAB | OKARA | 1 | 13/08/2011 | 13/08/2011 | | | |
| SINDH | THATTA | 3 | 10/04/2011 | 26/08/2011 | | | |
| | BADIN | 2 | 22/02/2011 | 15/03/2011 | | | |
| | JAMSHORO | 1 | 29/05/2011 | 29/05/2011 | | | |
| | TMKHAN | 2 | 18/02/2011 | 04/03/2011 | | | |
| | T.ALLAHYAR | 1 | 21/01/2011 | 21/01/2011 | | | |
| | SANGHAR | 2 | 20/01/2011 | 19/04/2011 | | | |
| | KHIGADAP | 1 | 05/04/2011 | 05/04/2011 | | | |
| | KHIORANGI | 1 | 29/03/2011 | 29/03/2011 | | | |
| | KHISADDAR | 1 | 05/04/2011 | 05/04/2011 | | | |
| | KHISITE | 1 | 07/05/2011 | 07/05/2011 | | | |
| GILGIT BALTISTAN | DIAMIR | 1 | 18/05/2011 | 18/05/2011 | | | |
| KHYBER PAKHTOON | PESHAWAR | 4 | 16/01/2011 | 17/08/2011 | | | |
| | KOHAT | 3 | 28/01/2011 | 20/04/2011 | | | |
| | BANNU | 1 | 21/05/2011 | 21/05/2011 | | | |
| | LAKKIMRWT | 2 | 09/03/2011 | 13/03/2011 | | | |
| | TORGHAR | 2 | 06/04/2011 | 22/05/2011 | | | |
| FATA | KHYBER | 10 | 15/01/2011 | 12/08/2011 | 1 | 09/06/2011 | 09/06/2011 |
| | MOHMAND | 4 | 03/01/2011 | 05/07/2011 | | | |
| | KURRAM | 1 | 06/03/2011 | 06/03/2011 | | | |
| | ORAKZAI | 2 | 06/05/2011 | 15/06/2011 | | | |
| | WAZIR-N | 2 | 18/08/2011 | 19/08/2011 | | | |
| WAZIR-S | 1 | 22/07/2011 | 22/07/2011 | | | | |
| Grand Total | | 83 | 03/01/2011 | 26/08/2011 | 1 | 09/06/2011 | 09/06/2011 |

Sanghar P1 case (SD/32/11/005) was identified as wild by a positive contact with date of stool collection 26/01/2011
 Peshawar P1 case (NW/30/11/025) was identified as wild by a positive contact with date of stool collection 10/03/2011
 Torghar P1 case (NW/15/11/001) was identified as wild by a positive contact with date of stool collection 21/04/2011
 Khuzdar P1 case (BN/54/11/013) was identified as wild by a positive contact with date of stool collection 25/07/2011