



Table 1: Acute Flaccid Paralysis (AFP) cases by week of onset

Country	Reported AFP cases by week of onset - Week (41/11)/ Ending on : (16/10/11)														
	Total AFP 2009	Total AFP 2010	Total AFP to date, 2011	W 30 31 Jul 11	W 31 07 Aug 11	W 32 14 Aug 11	W 33 21 Aug 11	W 34 28 Aug 11	W 35 04 Sep 11	W 36 11 Sep 11	W 37 18 Sep 11	W 38 25 Sep 11	W 39 02 Oct 11	W 40 09 Oct 11	W 41 16 Oct 11
Afghanistan	1477	1572	1406	26	45	46	23	32	34	40	40	33	26	26	2
Bahrain	7	10	5	0	0	0	0	0	0	0	0	0	0	0	1
Djibouti	6	3	5	1	0	0	0	1	0	0	0	0	0		
Egypt	1126	1151	819	15	17	13	19	16	18	24	21	11	15	12	1
Iran	548	622	444	7	16	9	6	11	11	14	10	7	6	5	0
Iraq	412	489	413	9	10	13	9	6	7	14	11	11	13	6	
Jordan ****	31	40	18	2	0	0	0	0	1	0	2	1	0		
Kuwait	25	24	21	0	0	1	1	0	0	0	0	2	1	0	0
Lebanon ****	8	19	13	1	0	0	1	0	0	0	0	0	0	0	
Libya	44	46	23	0	1	0	0	0	0	0	1	1	1	1	
Morocco	115	100	55	0	2	0	0	1	0	1	2	0	1		
Oman	19	33	33	1	0	0	1	0	0	0	2	0	0		
Pakistan	5163	5393	4290	120	113	90	125	95	104	97	116	106	76	23	1
Palestine ****	18	15	14	0	0	2	0	0	0	2	1	0	0		
Qatar	4	5	1	0	0	0	0	0	0	0	0	0	0		
Saudi Arabia	195	239	177	2	3	5	4	1	2	11	6	1	5	4	1
Somalia	162	164	134	4	1	0	3	2	3	0	2	5	3	0	
Sudan	425	408	260	6	4	9	7	10	5	6	4	8	4	3	0
South Sudan	199	310	279	5	5	9	8	7	12	4	5	4	2	0	
Syria ****	203	194	132	0	3	2	0	2	0	0	3	3	3	0	
Tunisia	40	57	35	0	3	0	0	0	2	0	0	0	0		
U.A.E	17	18	17	0	0	0	0	0	0	0	0	0	0	0	0
Yemen	366	426	290	10	4	7	4	6	7	11	10	9	8	2	
Total EMR	10610	11338	8884	209	227	206	211	190	206	224	236	202	164	82	6

No data = No report received

Table 2: Confirmed polio cases by month of onset

Country	Total year 2009	Total year 2010	16/10		Confirmed polio cases by month of onset											
			2010	2011	November 2010	December 2010	January 2011	February 2011	March 2011	April 2011	May 2011	June 2011	July 2011	August 2011	September 2011	October 2011
Afghanistan	38	25	20	40	3	1	1	0	0	2	4	4	1	16	12	
Bahrain	0	0	0	0	0	0	0	0	0	0	0	0	0	0	0	
Djibouti	0	0	0	0	0	0	0	0	0	0	0	0			0	
Egypt	0	0	0	0	0	0	0	0	0	0	0	0				
Iran	0	0	0	0	0	0	0	0	0	0	0	0	0	0	0	
Iraq	0	0	0	0	0	0	0	0	0	0	0	0	0	0		
Jordan ****	0	0	0	0	0	0	0	0	0	0	0	0	0	0		
Kuwait	0	0	0	0	0	0	0	0	0	0	0	0	0	0		
Lebanon ****	0	0	0	0	0	0	0	0	0	0	0	0	0	0	0	
Libya	0	0	0	0	0	0	0	0	0	0						
Morocco	0	0	0	0	0	0	0	0	0	0	0	0				
Oman	0	0	0	0	0	0	0	0	0	0	0	0	0	0		
Pakistan	89	144	109	118	15	7	8	8	11	12	13	8	11	17	29	1
Palestine ****	0	0	0	0	0	0	0	0	0	0	0	0	0	0		
Qatar	0	0	0	0	0	0	0	0	0	0	0	0	0	0	0	
Saudi Arabia	0	0	0	0	0	0	0	0	0	0	0	0	0	0		
Somalia	0	0	0	0	0	0	0	0	0	0	0	0				
Sudan	5	0	0	0	0	0	0	0	0	0	0	0	0	0		
South Sudan	40	0	0	0	0	0	0	0	0	0	0		0	0		
Syria ****	0	0	0	0	0	0	0	0	0	0	0	0	0	0		
Tunisia	0	0	0	0	0	0	0	0	0	0	0	0	0	0	0	
U.A.E	0	0	0	0	0	0	0	0	0	0	0	0	0	0	0	
Yemen	0	0	0	0	0	0	0	0	0	0						
Total EMR	172	169	129	158	18	8	9	8	11	14	17	12	12	33	41	1

**** UNRWA cases are included with those of country of residence



Table 3: Investigation of AFP cases with paralysis onset in 2010 & 2011 (up to week 41 ending 16 October 2011)

COUNTRY	2010												2011												Latest line List Date						
	AFP									Specimen			Wild isolates			AFP										Specimen			Wild isolates		
	Total AFP cases onset 2010	Case classification					Non polio AFP rate **	AFP cases pending classification > 90 days from onset of paralysis	AFP cases pending classification and lab > 90 days from onset of paralysis	% with *** adequate specimens	Wild P1 Poliovirus	Wild P3 Poliovirus	Total AFP cases onset 2011	Case classification					Annualized Non polio AFP rate **	AFP cases pending classification > 90 days from onset of paralysis	AFP cases pending classification and lab > 90 days from onset of paralysis	% with *** adequate specimens	Wild P1 Poliovirus	Wild P3 Poliovirus							
		Total Confirmed Polio Cases *	Polio Compatible	Pending Classification	Discarded (non polio AFP)	VDPV								Total Confirmed Polio Cases *	Polio Compatible	Pending Classification	Discarded (non polio AFP)	VDPV													
Afghanistan	1572	25	5	0	1537	5	9.08	0	0	92.62	17	8	1406	40	1	99	1265	1	9.9	8	2	93.81	40	0	09/10/2011						
Bahrain	10	0	0	0	10	0	4.87	0	0	80.00	0	0	5	0	0	1	4	0	3.07	0	0	100.00	0	0	09/10/2011						
Djibouti	3	0	0	0	3	0	1.23	0	0	33.33	0	0	5	0	0	2	3	0	2.19	0	0	80.00	0	0	02/10/2011						
Egypt	1151	0	0	0	1151	0	3.73	0	0	94.87	0	0	819	0	0	114	704	1	3.37	3	3	92.43	0	0	13/10/2011						
Iran	622	0	0	0	622	0	3.51	0	0	90.68	0	0	444	0	0	21	422	1	3.15	2	1	89.19	0	0	16/10/2011						
Iraq	489	0	0	0	488	1	3.39	0	0	86.91	0	0	413	0	0	31	382	0	3.62	2	1	90.07	0	0	14/10/2011						
Jordan	40	0	0	0	40	0	1.76	0	0	95.00	0	0	18	0	0	6	12	0	0.92	0	0	100.00	0	0	06/10/2011						
Kuwait	24	0	0	0	24	0	3.33	0	0	100.00	0	0	21	0	0	2	19	0	3.56	0	0	90.48	0	0	16/10/2011						
Lebanon	19	0	0	0	19	0	1.72	0	0	47.37	0	0	13	0	0	6	7	0	1.49	5	2	53.85	0	0	15/10/2011						
Libya	46	0	0	0	46	0	2.25	0	0	100.00	0	0	23	0	0	8	15	0	1.42	3	3	100.00	0	0	13/10/2011						
Morocco	100	0	0	0	100	0	1.01	0	0	78.00	0	0	55	0	0	8	47	0	0.7	3	0	83.64	0	0	07/10/2011						
Oman	33	0	0	0	33	0	4.28	0	0	87.88	0	0	33	0	0	2	31	0	5.4	0	0	90.91	0	0	02/10/2011						
Pakistan	5393	144	24	0	5225	0	6.34	0	0	88.39	120	24	4290	118	8	272	3892	0	6.37	32	7	89.51	116	2	15/10/2011						
Palestine	15	0	0	0	15	0	0.94	0	0	100.00	0	0	14	0	0	5	9	0	1.1	0	0	100.00	0	0	02/10/2011						
Qatar	5	0	0	0	5	0	2.14	0	0	80.00	0	0	1	0	0	0	1	0	0.54	0	0	100.00	0	0	02/10/2011						
Saudi Arabia	239	0	0	0	239	0	2.83	0	0	96.65	0	0	177	0	0	40	137	0	2.59	0	0	98.87	0	0	16/10/2011						
Somalia	164	0	0	0	160	4	3.38	0	0	99.39	0	0	134	0	0	11	118	5	3.38	0	0	99.25	0	0	14/10/2011						
Sudan	408	0	0	0	408	0	2.80	0	0	97.30	0	0	260	0	0	10	250	0	2.22	0	0	96.15	0	0	16/10/2011						
South Sudan	310	0	2	0	308	0	4.06	0	0	92.90	0	0	279	0	0	26	252	2	4.63	6	1	93.19	0	0	14/10/2011						
Syria	194	0	0	0	193	1	2.02	0	0	95.36	0	0	132	0	0	5	127	0	1.69	0	0	93.94	0	0	13/10/2011						
Tunisia	57	0	0	0	57	0	2.18	0	0	92.98	0	0	35	0	0	0	35	0	1.74	0	0	94.29	0	0	08/10/2011						
U.A.E	18	0	0	0	18	0	1.78	0	0	100.00	0	0	17	0	0	0	17	0	2.12	0	0	100.00	0	0	16/10/2011						
Yemen	426	0	0	0	426	0	3.86	0	0	96.48	0	0	290	0	0	121	166	4	3.32	38	37	95.17	0	0	15/10/2011						
EMR	11338	169	31	0	11127	11	4.63	0	0	90.86	137	32	8884	158	9	790	7915	14	4.54	102	57	91.39	156	2							
2009	10610	172	29	0	10401	8	4.40	0	0	91.06	122	52																			

* Confirmed polio cases refer to wild isolation from AFP cases or from contacts of negative index AFP cases

** Non-polio AFP per 100,000 children <15 years

*** Adequate here refers to two stool specimens collected at least 24 hours apart, within 14 days of paralysis onset

**** AFP cases co infected with P1 and P3 are counted separately as wild isolates



Table 4: Investigation of contacts of AFP cases with paralysis onset in 2011 (up to week 41 ending 16/10/ 2011)

Country	No. of AFP cases	No. of eligible AFP cases for contact sampling*	% of eligible AFP cases with contact samplings	% of eligible AFP cases with 3+ contacts	Total number of Contacts**	% of contacts under 5 years	% of contacts with specimens collected within 7 days of notification of index	% Contact specimens in lab within 3 days of collection	% Contact specimens positive for NPEV	% Contact specimens positive for Sabin like virus	No. of contacts positive for wild virus	% of wild polio virus isolation from contacts	No. of Contacts positive for VDPVs	No. of -ve index AFP cases identified positive by contact	No. of district identified infected from contacts
Afghanistan	1406	87	81.6	81.6	511	96.3	73.2	30.5	26.4	3.3	8	1.6		3	3
Bahrain	5	0			0						0			0	0
Djibouti	5	1	0.0	0.0	0						0			0	0
Egypt	819	76	81.6	81.6	333	77.2	70.3	96.8	11.8	3.2	0	0.0		0	0
Iran	444	48	27.1	20.8	98	76.5	38.8	88.5	0.0	10.4	0	0.0		0	0
Iraq	413	41	75.6	65.9	126	74.6	29.4	84.3	15.7	0.8	0	0.0		0	0
Jordan	18	0			0						0			0	0
Kuwait	21	2	100.0	100.0	58	43.1	75.9	100.0	2.0	0.0	0	0.0		0	0
Lebanon	13	6	50.0	33.3	12	8.3	33.3	0.0	0.0	0.0	0	0.0		0	0
Libya	23	0			0						0			0	0
Morocco	55	9	55.6	44.4	25	52.0	80.0	95.0	0.0	0.0	0	0.0		0	0
Oman	33	3	0.0	0.0	22	95.5	77.3	100.0	22.7	9.1	0	0.0		0	0
Pakistan	4290	450	84.9	84.2	1351	90.8	65.1	76.9	27.1	5.1	9	0.7		4	2
Palestine	14	0			0						0			0	0
Qatar	1	0			0						0			0	0
Saudi Arabia	177	2	100.0	100.0	14	85.7	0.0	60.0	0.0	0.0	0	0.0		0	0
Somalia	134	1	100.0	100.0	396	89.6	98.5	13.3	13.8	4.5	0	0.0	9	0	0
Sudan	260	10	90.0	90.0	201	82.6	63.2	34.4	13.1	3.1	0	0.0		0	0
South Sudan	279	19	84.2	78.9	791	85.5	88.6	1.5	15.2	1.5	0	0.0	2	0	0
Syria	132	8	75.0	62.5	47	78.7	61.7	86.5	0.0	0.0	0	0.0		0	0
Tunisia	35	2	100.0	100.0	23	26.1	56.5	72.2	5.6	0.0	0	0.0		0	0
U.A.E.	17	0			0						0			0	0
Yemen	290	14	78.6	78.6	60	66.7	63.3	0.0	28.0	0.0	0	0.0	1	0	0
Grand Total 2011	8884	779	79.1	77.3	4068	86.0	72.4	50.1	19.6	3.7	17	0.5	12	7	5
Grand Total 2010	11338	1062	80.8	75.9	5146	82.9	71.7	53.5	18.6	3.3	13	0.3	7	8	4

* Eligible refers to AFP cases with inadequate stool specimens

** Total number of contacts from eligible AFP cases and from other AFP cases as per with country criteria for contact sampling

Last wild contacts in EMRO, 01/01/2011-16/10/2011

Year	Country	Data Count of wild contacts	Date of Most Recent stool collection
2011	Pakistan	9	25/09/2011
	Afghanistan	8	15/09/2011
Grand Total		17	25/09/2011



Table 5: Laboratory investigation of AFP cases with paralysis onset in 2011 (up to week 41 ending 16 October 2011)

Country	Polio laboratories Sequencing performed by CDC and RIVM laboratories	AFP cases with specimens	Preliminary virus isolation results of AFP cases						Poliovirus intratypic differentiation results #									Indicators				Latest report Date							
			Referred for ITD		NPEV only	Negative	Pending		Type 1			Type 2			Type 3			Discordant pending sequence	NPEV by PCR	Non-EV	Pending ITD		% specimens positive for NPEV*	% AFP cases with culture results within 14 days	% AFP cases with ITD results within 7 days	% AFP cases with ITD results within 45 days of onset**			
			L20B+	L20B+/NPEV			received < / = 14 days	received > 14 days ago	Wild	Sabin	VDPV	Wild	Sabin	VDPV	Wild	Sabin	VDPV												
Afghanistan	RRL Pakistan	1369	86	5	297	938	43		37	33			8	1		26						3			21%	100%	98%	98%	15/10/2011
Bahrain	PNL Oman	4			2	2																			50%	100%		100%	16/10/2011
Djibouti	NPL Kenya	5			1	2		2																	33%			100%	18/09/2011
Egypt***	RRL Egypt	796	14	3	86	616	7	70		3	1		1			5		1	2	4	2			11%	91%	100%	99%	09/10/2011	
Iran	NPL Iran	440	14		4	413	8	1		1			2	1		3		1				6		1%	100%	100%	98%	15/10/2011	
Iraq	NPL Iraq, RRL Egypt	412	10		67	315	20	3		2			3			4								16%	100%	100%	78%	14/10/2011	
Jordan	NPL Jordan, RRL Tunisia	19	1			18				1														7%	95%	100%	100%	13/10/2011	
Kuwait	RRL Kuwait	24				22		2																1%	91%		100%	09/10/2011	
Lebanon	RRL Egypt	16			2	13		1																9%	100%		45%	09/10/2011	
Libya	RRL Tunisia	25	1			20	3	1		1														0%	95%	100%	86%	14/10/2011	
Morocco	NPL Morocco, RRL Tunisia	52			1	46	1	4																3%	100%		88%	14/10/2011	
Oman	NPL Oman	32			4	28																		14%	97%		100%	10/10/2011	
Pakistan	RRL Pakistan	4354	263	29	936	2906	219	1	112	86			33		2	96		2	2	21				21%	99%	99%	98%	15/10/2011	
Palestine & UNRWA		14			1	9		3																10%	9%		91%	02/10/2011	
Qatar	NPL Oman	1				1																		0%	100%		100%	16/10/2011	
Saudi Arabia	NPL Saudi Arabia, NPL Oman	177	1			146	8	22					1											0%	73%	100%	100%	11/10/2011	
Somalia	NPL Kenya	134	16		15	92	3	8					9	1		6								12%	3%		99%	14/10/2011	
Sudan	NPL Sudan, NICD, S. Africa	260	6	1	39	205	9									2								13%	88%	100%	100%	16/10/2011	
South Sudan	NPL Kenya	279	9		46	204		20		1			4			6								18%	0%		96%	14/10/2011	
Syria	NPL Syria, RRL Tunisia	128	2		9	113	3	1								1								5%	97%	100%	50%	13/10/2011	
Tunisia	RRL Tunisia	36			1	34	1																	3%	100%		100%	14/10/2011	
U.A.E	NPL Oman	17			2	15																		9%	100%		100%	16/10/2011	
Yemen	NPL Oman	225	8	3	34	178		2		2			3	3		1		3						16%	100%	100%	10%	16/10/2011	
Total EMR 2011		8819	431	41	1547	6336	325	141	149	130	1		64	6	2	150		7	4	34	2			17%	93%	99%	95%		
Total EMR 2010		11130	549	35	2051	8492			130	205			110	6	31	189			4	20	1			16%	94%	98%	97%		

* Specimens from all sources including non-AFP cases, excluding environmental samples

** This indicator reflects surveillance and laboratory activities

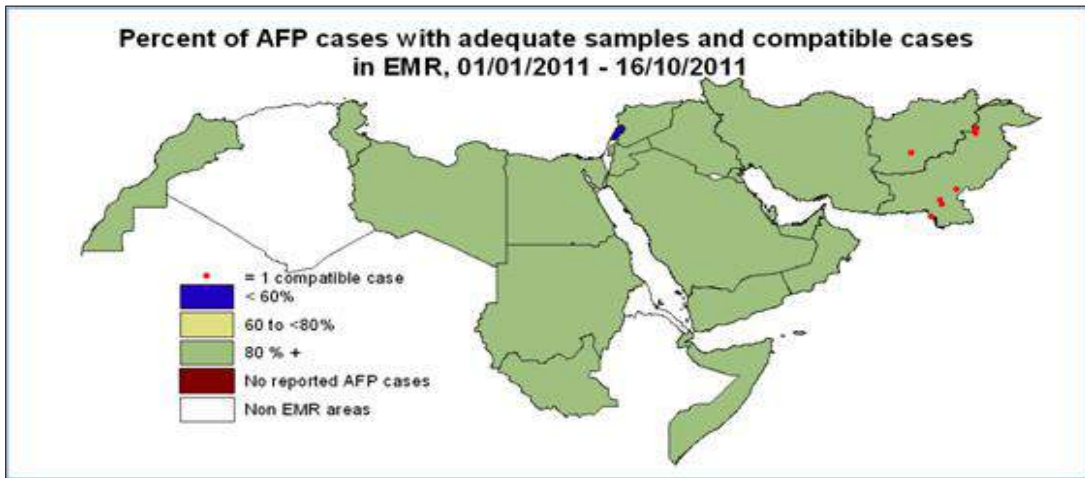
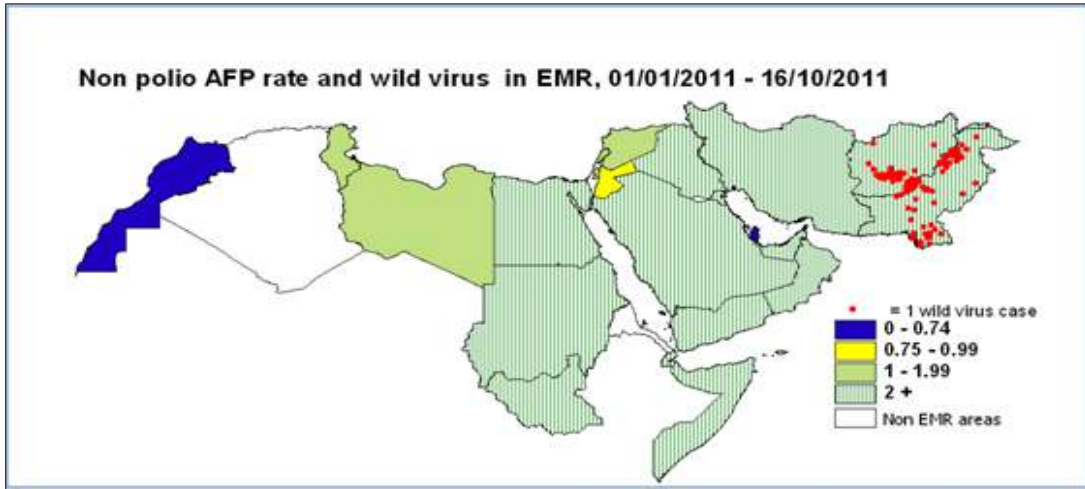
*** Environmental surveillance initiated in Egypt in September 2000 showed the following:

Year	2000	2001	2002	2003	2004	2005	2006	2007	2008	2009	2010	2011	Grand Total
Negative	52	55	136	299	469	499	492	458	444	481	415	288	4088
Pending												49	49
Wild	2	75	26	12	13	2			2		1		133
Grand Total	54	130	162	311	482	501	492	458	446	481	416	337	4270

In 2008, out of 446 samples, 2 positive for wild virus in Giza governorate (Al Haram Site) genomic sequence data indicate importation from Ethiopia / South Sudan & Cairo governorate (Al Haggana 2) genomic sequence data indicate nearest importation from India. In 2011, 1 positive sample for wild virus in Aswan governorate (Aswan City) genomic sequence data indicate nearest importation from Sudan.

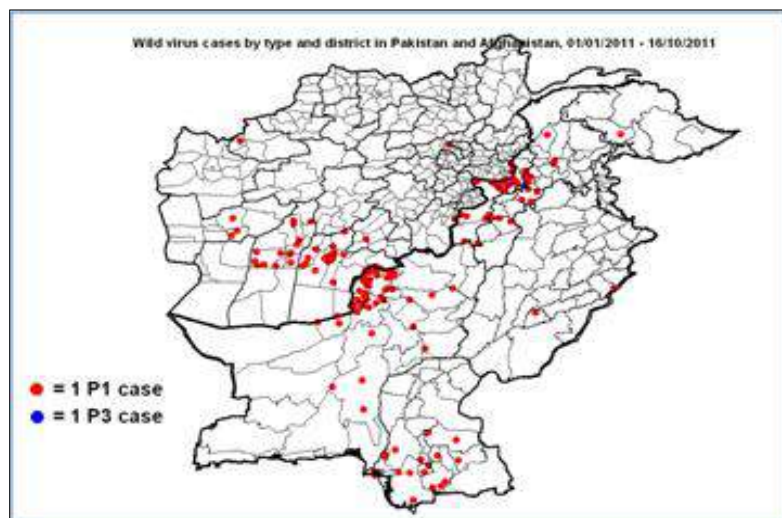
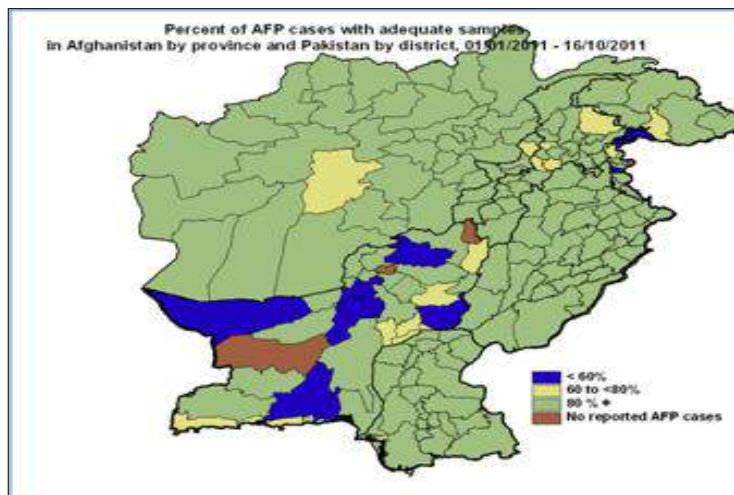
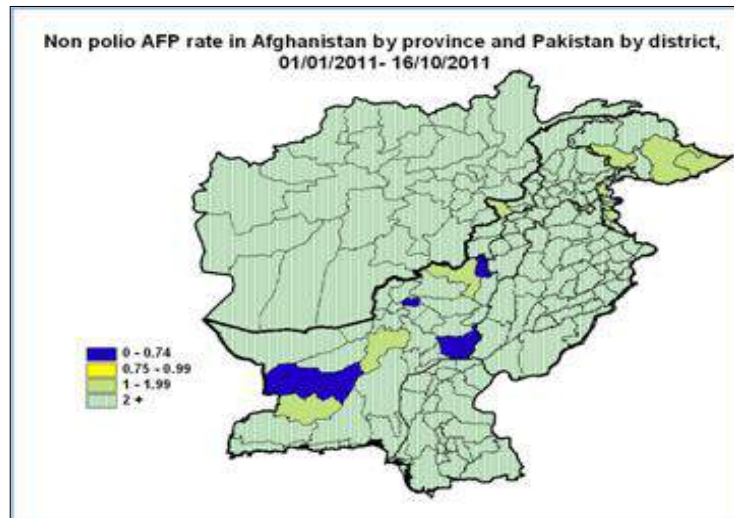
****Environmental surveillance initiated in Pakistan in August 2009 showed the following:

Year	2009 Total										2010 Total										2011 Total									
	KHILBALDIA TOWN	KHILGADAPTOWN	KHILGILSHAN-E-GBAL TOWN	LAHORE	KHILBALDIA TOWN	KHILGADAPTOWN	KHILGILSHAN-E-GBAL TOWN	LAHORE	PESHAWAR	RAWALPINDI	QUETTA	MILTAN	KHILBALDIA TOWN	KHILGADAPTOWN	KHILGILSHAN-E-GBAL TOWN	LAHORE	PESHAWAR	RAWALPINDI	QUETTA	MILTAN	KHILBALDIA TOWN	KHILGADAPTOWN	KHILGILSHAN-E-GBAL TOWN	LAHORE	PESHAWAR	RAWALPINDI	QUETTA	MILTAN		
Negative	9	3	5	10	27	10	11	12	27	2	2	9	77	6	7	10	17	5	1	4	14	6	7	10	17	5	1	4	14	
Pending																														
Wild	1	8	7	2	18	6	20	12	6	12	5	9	79	3	20	8	10	13	8	14	13	3	20	8	10	13	8	14		
Grand Total	10	11	12	12	45	16	31	24	33	14	7	13	156	9	29	19	29	19	9	18	28	156	9	29	19	29	19	28		



Wild polio cases by country and date of onset of paralysis in EMR, 2011

Year	COUNTRY	P1			P3			Total Count	First Case	Last Case
		Count	First Case	Last Case	Count	First Case	Last Case			
2011	AFG	40	11/01/2011	28/09/2011				40	11/01/2011	28/09/2011
	PAK	116	03/01/2011	03/10/2011	2	09/06/2011	27/09/2011	118	03/01/2011	03/10/2011
2011 Total		156	03/01/2011	03/10/2011	2	09/06/2011	27/09/2011	158	03/01/2011	03/10/2011



- * District RY Khan, Punjab Province, was identified as an infected district by isolating wild type P1 virus from a healthy child with date of stool collection 08/01/2011
- * District Nsirabad, Balochistan Province, was identified as an infected district by isolating wild type P1 virus from a healthy child with date of stool collection 26/01/2011
- * District Faisalabad, Punjab Province, was identified as an infected district by isolating wild type P1 virus from a healthy child with date of stool collection 28/07/2011
- * District Muzfargarh, Punjab Province, was identified as an infected district by isolating wild type P1 virus from a healthy child with date of stool collection 07/08/2011



Wild Polio cases by district and date of onset of paralysis, Afghanistan 2011

PROVINCE	DISTRICT	P1		
		Count	First case	Last case
FARAH	BALA BULUK	1	10/06/2011	10/06/2011
	BAKWA	2	26/04/2011	04/08/2011
BADGHIS	MUQUR (B)	1	04/09/2011	04/09/2011
PARWAN	CHAHARIKAR	1	30/08/2011	30/08/2011
NANGARHAR	LAL PUR	1	28/09/2011	28/09/2011
KANDAHAR	KANDAHAR	9	23/05/2011	27/09/2011
	MAYWAND	4	25/04/2011	12/09/2011
	PANJWAYI	2	15/08/2011	13/09/2011
	DAMAN	2	11/01/2011	19/06/2011
	SHAH WALI KOT	2	05/08/2011	12/08/2011
ZABUL	QALAT	1	22/09/2011	22/09/2011
HILMAND	NAHRI SARRAJ	3	29/05/2011	02/09/2011
	NAWAY_I_BARAKZAYI	1	30/08/2011	30/08/2011
	NAD ALI	5	05/08/2011	19/08/2011
	MUSA QALA	3	08/05/2011	28/06/2011
	LASHKAR GAH	1	16/09/2011	16/09/2011
	KAJAKI	1	01/09/2011	01/09/2011
Grand Total		40	11/01/2011	28/09/2011

Kandahar P1 case (AFG/08/11/103) was identified as wild by a positive contact with date of stool collection 30/05/11
 Maywand P1 case (AFG/08/11/110) was identified as wild by a positive contact with date of stool collection 29/05/11
 Bala Buluk P1 case (AFG/03/11/132) was identified as wild by a positive contact with date of stool collection 13/06/11

Wild Polio cases by district and date of onset of paralysis, Pakistan 2011

PROVINCE	DISTRICT	P1			P3		
		Count	First case	Last case	Count	First case	Last case
BALOCHISTAN	QUETTA	10	22/06/2011	26/09/2011			
	PISHIN	13	19/02/2011	03/10/2011			
	KABDULAH	17	02/03/2011	21/09/2011			
	NOSHKI	3	01/04/2011	28/04/2011			
	LORALAI	3	05/09/2011	30/09/2011			
	KOHLU	1	08/07/2011	08/07/2011			
	DBUGTI	1	12/07/2011	12/07/2011			
	KALAT	1	10/08/2011	10/08/2011			
	KHUZDAR	3	03/05/2011	08/07/2011			
	PUNJAB	OKARA	1	13/08/2011	13/08/2011		
LODHRAN		1	04/09/2011	04/09/2011			
SINDH	HYDERABAD	1	19/08/2011	19/08/2011			
	THATTA	3	10/04/2011	26/08/2011			
	BADIN	3	22/02/2011	19/09/2011			
	JAMSHORO	1	29/05/2011	29/05/2011			
	TMKHAN	2	18/02/2011	04/03/2011			
	T.ALLAHYAR	1	21/01/2011	21/01/2011			
	SANGHAR	2	20/01/2011	19/04/2011			
	UMERKOT	1	24/08/2011	24/08/2011			
	KHIGADAP	2	05/04/2011	21/09/2011			
	KHIORANGI	1	29/03/2011	29/03/2011			
GILGIT BALTISTAN	KHISADDAR	1	05/04/2011	05/04/2011			
	KHISITE	2	07/05/2011	16/09/2011			
KHYBER PAKHTOON	DIAMIR	1	18/05/2011	18/05/2011			
	BUNIR	2	10/09/2011	14/09/2011			
	DIRUPPER	1	19/09/2011	19/09/2011			
	PESHAWAR	5	16/01/2011	15/09/2011			
	KOHAT	3	28/01/2011	20/04/2011			
	BANNU	1	21/05/2011	21/05/2011			
	LAKKIMRWT	2	09/03/2011	13/03/2011			
FATA	TORGHAR	2	06/04/2011	22/05/2011			
	KHYBER	11	15/01/2011	23/09/2011	2	09/06/2011	27/09/2011
	MOHMAND	4	03/01/2011	05/07/2011			
	KURRAM	1	06/03/2011	06/03/2011			
	ORAKZAI	2	06/05/2011	15/06/2011			
	WAZIR-N	5	18/08/2011	22/09/2011			
Grand Total	WAZIR-S	2	22/07/2011	20/09/2011			
		116	03/01/2011	03/10/2011	2	09/06/2011	27/09/2011

Sanghar P1 case (SD/32/11/005) was identified as wild by a positive contact with date of stool collection 26/01/2011
 Peshawar P1 case (NW/30/11/025) was identified as wild by a positive contact with date of stool collection 10/03/2011
 Torghar P1 case (NW/15/11/001) was identified as wild by a positive contact with date of stool collection 21/04/2011
 Khuzdar P1 case (BN/54/11/013) was identified as wild by a positive contact with date of stool collection 25/07/2011