



Table 1: Acute Flaccid Paralysis (AFP) cases by week of onset

Country	Reported AFP cases by week of onset - Week (42/11)/ Ending on : (23/10/11)														
	Total AFP 2009	Total AFP 2010	Total AFP to date, 2011	W 31 07 Aug 11	W 32 14 Aug 11	W 33 21 Aug 11	W 34 28 Aug 11	W 35 04 Sep 11	W 36 11 Sep 11	W 37 18 Sep 11	W 38 25 Sep 11	W 39 02 Oct 11	W 40 09 Oct 11	W 41 16 Oct 11	W 42 23 Oct 11
Afghanistan	1477	1572	1439	45	47	23	32	34	40	40	33	27	33	25	1
Bahrain	7	10	6	0	0	0	0	0	0	0	0	0	0	2	0
Djibouti	6	3	5	0	0	0	1	0	0	0	0	0	0	0	0
Egypt	1126	1151	839	17	13	19	16	18	24	22	11	17	15	12	3
Iran	548	622	459	16	9	6	11	11	14	10	7	7	9	10	0
Iraq	412	489	413	10	13	9	6	7	14	11	11	13	6		
Jordan ****	31	40	18	0	0	0	0	1	0	2	1	0			
Kuwait	25	24	22	0	1	1	0	0	0	0	2	1	0	0	1
Lebanon ****	8	19	13	0	0	1	0	0	0	0	0	0	0	0	
Libya	44	46	23	1	0	0	0	0	0	1	1	1	1		
Morocco	115	100	55	2	0	0	1	0	1	2	0	1	0	0	
Oman	19	33	33	0	0	1	0	0	0	2	0	0			
Pakistan	5163	5393	4412	113	90	124	95	106	99	119	112	96	86	28	
Palestine ****	18	15	14	0	2	0	0	0	2	1	0	0	0	0	0
Qatar	4	5	1	0	0	0	0	0	0	0	0	0	0	0	0
Saudi Arabia	195	239	183	3	5	4	1	2	11	6	1	5	6	5	0
Somalia	162	164	138	1	0	3	2	3	0	2	5	3	0	4	
Sudan	425	408	268	4	9	7	10	5	6	4	8	4	8	3	0
South Sudan	199	310	288	5	9	8	7	12	4	5	7	7	1	0	
Syria ****	203	194	137	3	2	0	2	0	0	3	3	4	1	3	
Tunisia	40	57	35	3	0	0	0	2	0	0	0	0			
U.A.E	17	18	17	0	0	0	0	0	0	0	0	0	0	0	0
Yemen	366	426	304	4	8	4	6	7	11	10	9	9	10	4	
Total EMR	10610	11338	9122	227	208	210	190	208	226	240	211	195	176	96	5

No data = No report received

Table 2: Confirmed polio cases by month of onset

Country	Total year 2009	Total year 2010	23/10		Confirmed polio cases by month of onset												
			2010	2011	November 2010	December 2010	January 2011	February 2011	March 2011	April 2011	May 2011	June 2011	July 2011	August 2011	September 2011	October 2011	
Afghanistan	38	25	21	43	3	1	1	0	0	0	2	4	4	1	16	12	3
Bahrain	0	0	0	0	0	0	0	0	0	0	0	0	0	0	0	0	
Djibouti	0	0	0	0	0	0	0	0	0	0	0	0	0	0	0	0	
Egypt	0	0	0	0	0	0	0	0	0	0	0	0	0				
Iran	0	0	0	0	0	0	0	0	0	0	0	0	0	0			
Iraq	0	0	0	0	0	0	0	0	0	0	0	0	0	0			
Jordan ****	0	0	0	0	0	0	0	0	0	0	0	0	0	0			
Kuwait	0	0	0	0	0	0	0	0	0	0	0	0	0	0			
Lebanon ****	0	0	0	0	0	0	0	0	0	0	0	0	0	0	0		
Libya	0	0	0	0	0	0	0	0	0	0	0						
Morocco	0	0	0	0	0	0	0	0	0	0	0	0	0				
Oman	0	0	0	0	0	0	0	0	0	0	0	0	0	0			
Pakistan	89	144	117	132	15	7	8	8	11	12	13	8	11	17	32	12	
Palestine ****	0	0	0	0	0	0	0	0	0	0	0	0	0	0			
Qatar	0	0	0	0	0	0	0	0	0	0	0	0	0	0	0		
Saudi Arabia	0	0	0	0	0	0	0	0	0	0	0	0	0	0			
Somalia	0	0	0	0	0	0	0	0	0	0	0	0	0	0			
Sudan	5	0	0	0	0	0	0	0	0	0	0	0	0	0			
South Sudan	40	0	0	0	0	0	0	0	0	0	0	0	0	0			
Syria ****	0	0	0	0	0	0	0	0	0	0	0	0	0	0			
Tunisia	0	0	0	0	0	0	0	0	0	0	0	0	0	0	0		
U.A.E	0	0	0	0	0	0	0	0	0	0	0	0	0	0	0		
Yemen	0	0	0	0	0	0	0	0	0	0	0	0	0	0			
Total EMR	172	169	138	175	18	8	9	8	11	14	17	12	12	33	44	15	

**** UNRWA cases are included with those of country of residence



Table 3: Investigation of AFP cases with paralysis onset in 2010 & 2011 (up to week 42 ending 23 October 2011)

COUNTRY	2010												2011												Latest line List Date						
	AFP									Specimen			Wild isolates			AFP										Specimen			Wild isolates		
	Total AFP cases onset 2010	Case classification					Non polio AFP rate **	AFP cases pending classification > 90 days from onset of paralysis	AFP cases pending classification and lab > 90 days from onset of paralysis	% with *** adequate specimens	Wild P1 Poliovirus	Wild P3 Poliovirus	Total AFP cases onset 2011	Case classification					Annualized Non polio AFP rate **	AFP cases pending classification > 90 days from onset of paralysis	AFP cases pending classification and lab > 90 days from onset of paralysis	% with *** adequate specimens	Wild P1 Poliovirus	Wild P3 Poliovirus							
		Total Confirmed Polio Cases *	Polio Compatible	Pending Classification	Discarded (non polio AFP)	VDPV								Total Confirmed Polio Cases *	Polio Compatible	Pending Classification	Discarded (non polio AFP)	VDPV													
Afghanistan	1572	25	5	0	1537	5	9.08	0	0	92.62	17	8	1439	43	2	101	1292	1	9.88	3	1	93.88	43	0	23/10/2011						
Bahrain	10	0	0	0	10	0	4.87	0	0	80.00	0	0	6	0	0	2	4	0	3.6	0	0	100.00	0	0	23/10/2011						
Djibouti	3	0	0	0	3	0	1.23	0	0	33.33	0	0	5	0	0	2	3	0	2.14	0	0	80.00	0	0	23/10/2011						
Egypt	1151	0	0	0	1151	0	3.73	0	0	94.87	0	0	839	0	0	96	742	1	3.37	0	0	91.78	0	0	20/10/2011						
Iran	622	0	0	0	622	0	3.51	0	0	90.68	0	0	459	0	0	25	433	1	3.18	1	1	89.76	0	0	23/10/2011						
Iraq	489	0	0	0	488	1	3.39	0	0	86.91	0	0	413	0	0	31	382	0	3.54	3	1	90.07	0	0	14/10/2011						
Jordan	40	0	0	0	40	0	1.76	0	0	95.00	0	0	18	0	0	6	12	0	0.9	0	0	100.00	0	0	06/10/2011						
Kuwait	24	0	0	0	24	0	3.33	0	0	100.00	0	0	22	0	0	3	19	0	3.65	0	0	90.91	0	0	23/10/2011						
Lebanon	19	0	0	0	19	0	1.72	0	0	47.37	0	0	13	0	0	6	7	0	1.45	5	0	53.85	0	0	22/10/2011						
Libya	46	0	0	0	46	0	2.25	0	0	100.00	0	0	23	0	0	8	15	0	1.39	3	3	100.00	0	0	13/10/2011						
Morocco	100	0	0	0	100	0	1.01	0	0	78.00	0	0	55	0	0	5	50	0	0.68	0	0	81.82	0	0	21/10/2011						
Oman	33	0	0	0	33	0	4.28	0	0	87.88	0	0	33	0	0	2	31	0	5.28	0	0	90.91	0	0	02/10/2011						
Pakistan	5393	144	24	0	5225	0	6.34	0	0	88.39	120	24	4412	132	8	282	3990	0	6.38	36	8	89.66	130	2	22/10/2011						
Palestine	15	0	0	0	15	0	0.94	0	0	100.00	0	0	14	0	0	5	9	0	1.07	0	0	100.00	0	0	23/10/2011						
Qatar	5	0	0	0	5	0	2.14	0	0	80.00	0	0	1	0	0	0	1	0	0.53	0	0	100.00	0	0	23/10/2011						
Saudi Arabia	239	0	0	0	239	0	2.83	0	0	96.65	0	0	183	0	0	41	142	0	2.62	0	0	98.91	0	0	16/10/2011						
Somalia	164	0	0	0	160	4	3.38	0	0	99.39	0	0	138	0	0	12	121	5	3.4	0	0	99.28	0	0	21/10/2011						
Sudan	408	0	0	0	408	0	2.80	0	0	97.30	0	0	268	0	0	12	256	0	2.23	0	0	96.64	0	0	23/10/2011						
South Sudan	310	0	2	0	308	0	4.06	0	0	92.90	0	0	288	0	0	26	261	2	4.67	6	1	93.06	0	0	21/10/2011						
Syria	194	0	0	0	193	1	2.02	0	0	95.36	0	0	137	0	0	10	127	0	1.72	0	0	94.16	0	0	20/10/2011						
Tunisia	57	0	0	0	57	0	2.18	0	0	92.98	0	0	35	0	0	0	35	0	1.7	0	0	94.29	0	0	08/10/2011						
U.A.E	18	0	0	0	18	0	1.78	0	0	100.00	0	0	17	0	0	0	17	0	2.07	0	0	100.00	0	0	23/10/2011						
Yemen	426	0	0	0	426	0	3.86	0	0	96.48	0	0	304	0	0	81	220	4	3.4	3	1	95.07	0	0	22/10/2011						
EMR	11338	169	31	0	11127	11	4.63	0	0	90.86	137	32	9122	175	10	756	8169	14	4.55	60	16	91.45	173	2							
2009	10610	172	29	0	10401	8	4.40	0	0	91.06	122	52																			

* Confirmed polio cases refer to wild isolation from AFP cases or from contacts of negative index AFP cases

** Non-polio AFP per 100,000 children <15 years

*** Adequate here refers to two stool specimens collected at least 24 hours apart, within 14 days of paralysis onset

**** AFP cases co infected with P1 and P3 are counted separately as wild isolates



Table 4: Investigation of contacts of AFP cases with paralysis onset in 2011 (up to week 42 ending 23/10/ 2011)

Country	No. of AFP cases	No. of eligible AFP cases for contact sampling*	% of eligible AFP cases with contact samplings	% of eligible AFP cases with 3+ contacts	Total number of Contacts**	% of contacts under 5 years	% of contacts with specimens collected within 7 days of notification of index	% Contact specimens in lab within 3 days of collection	% Contact specimens positive for NPEV	% Contact specimens positive for Sabin like virus	No. of contacts positive for wild virus	% of wild polio virus isolation from contacts	No. of Contacts positive for VDPVs	No. of -ve index AFP cases identified positive by contact	No. of district identified infected from contacts
Afghanistan	1439	88	85.2	85.2	539	96.3	74.2	30.8	26.2	3.9	8	1.6		3	3
Bahrain	6	0			0						0			0	0
Djibouti	5	1	0.0	0.0	0						0			0	0
Egypt	839	83	75.9	75.9	336	77.4	69.6	97.0	12.3	3.3	0	0.0		0	0
Iran	459	47	29.8	23.4	103	74.8	36.9	89.1	0.0	9.9	0	0.0		0	0
Iraq	413	41	75.6	65.9	126	74.6	29.4	84.3	15.7	0.8	0	0.0		0	0
Jordan	18	0			0						0			0	0
Kuwait	22	2	100.0	100.0	59	42.4	74.6	100.0	2.0	0.0	0	0.0		0	0
Lebanon	13	6	50.0	33.3	12	8.3	33.3	0.0	0.0	0.0	0	0.0		0	0
Libya	23	0			0						0			0	0
Morocco	55	10	50.0	40.0	25	52.0	80.0	95.0	0.0	0.0	0	0.0		0	0
Oman	33	3	0.0	0.0	22	95.5	77.3	100.0	22.7	9.1	0	0.0		0	0
Pakistan	4412	456	85.5	84.4	1389	90.6	64.7	76.9	26.8	4.9	11	0.8		5	2
Palestine	14	0			0						0			0	0
Qatar	1	0			0						0			0	0
Saudi Arabia	183	2	100.0	100.0	17	88.2	17.6	60.0	0.0	0.0	0	0.0		0	0
Somalia	138	1	100.0	100.0	396	89.6	98.5	12.9	13.8	4.4	0	0.0	9	0	0
Sudan	268	9	100.0	100.0	227	84.1	57.7	33.1	12.4	3.0	0	0.0		0	0
South Sudan	288	20	80.0	75.0	814	85.5	88.9	1.5	15.0	1.5	0	0.0	2	0	0
Syria	137	8	75.0	62.5	47	78.7	61.7	86.5	0.0	0.0	0	0.0		0	0
Tunisia	35	2	100.0	100.0	23	26.1	56.5	72.2	5.6	0.0	0	0.0		0	0
U.A.E.	17	0			0						0			0	0
Yemen	304	15	80.0	80.0	66	68.2	62.1	0.0	31.0	3.4	0	0.0	1	0	0
Grand Total 2011	9122	794	79.5	77.5	4201	86.0	72.0	50.2	19.4	3.7	19	0.5	12	8	5
Grand Total 2010	11338	1062	80.8	75.9	5149	82.9	71.6	53.5	18.6	3.3	13	0.3	7	8	4

* Eligible refers to AFP cases with inadequate stool specimens

** Total number of contacts from eligible AFP cases and from other AFP cases as per with country criteria for contact sampling

Last wild contacts in EMRO, 01/01/2011-23/10/2011

Year	Country	Data	Date of Most Recent stool collection
		Count of wild contacts	
2011	Pakistan	11	12/10/2011
	Afghanistan	8	15/09/2011
Grand Total		19	12/10/2011



Table 5: Laboratory investigation of AFP cases with paralysis onset in 2011 (up to week 42 ending 23 October 2011)

Country	Polio laboratories Sequencing performed by CDC and RIVM laboratories	AFP cases with specimens	Preliminary virus isolation results of AFP cases						Poliovirus intratypic differentiation results #									Indicators				Latest report Date								
			Referred for ITD		NPEV only	Negative	Pending		Type 1			Type 2			Type 3			Discordant pending sequence	NPEV by PCR	Non-EV	Pending ITD		% specimens positive for NPEV*	% AFP cases with culture results within 14 days	% AFP cases with ITD results within 7 days	% AFP cases with ITD results within 45 days of onset**				
			L20B+	L20B+/NPEV			received <= 14 days	received > 14 days ago	Wild	Sabin	VDPV	Wild	Sabin	VDPV	Wild	Sabin	VDPV													
Afghanistan	RRL Pakistan	1403	89	5	304	955	51		40	33			8	1		26						3			21%	100%	98%	98%	21/10/2011	
Bahrain	PNL Oman	4			2	2																			50%	100%		100%	23/10/2011	
Djibouti	NPL Kenya	5			1	4																			20%			100%	23/10/2011	
Egypt***	RRL Egypt	829	15	5	114	673	22			4	1		1			8						2	4	2	13%	92%	100%	99%	23/10/2011	
Iran	NPL Iran	450	15		4	421	10			2			3	1		3						1		6	1%	100%	100%	98%	22/10/2011	
Iraq	NPL Iraq, RRL Egypt	412	10		67	315	9	14		2			3			4									16%	100%	100%	78%	14/10/2011	
Jordan	NPL Jordan, RRL Tunisia	19	1			18				1															7%	95%	100%	100%	13/10/2011	
Kuwait	RRL Kuwait	24				22		2																	1%	91%		100%	09/10/2011	
Lebanon	RRL Egypt	16			2	14																			7%	100%		50%	23/10/2011	
Libya	RRL Tunisia	25	1			20	2	2		1															0%	95%	100%	86%	21/10/2011	
Morocco	NPL Morocco, RRL Tunisia	52			1	46		5																	3%	100%		88%	14/10/2011	
Oman	NPL Oman	33			4	29																			13%	97%		100%	23/10/2011	
Pakistan	RRL Pakistan	4437	282	29	961	2984	183	1	125	91			36		2	101						1	2	21	20%	100%	99%	98%	21/10/2011	
Palestine & UNRWA		14			1	10		2																	9%	8%		92%	02/10/2011	
Qatar	NPL Oman	1				1																			0%	100%		100%	23/10/2011	
Saudi Arabia	NPL Saudi Arabia, NPL Oman	177	1			146	5	25					1												0%	73%	100%	100%	11/10/2011	
Somalia	NPL Kenya	138	16		16	94	4	8					9	1		6									13%	3%		99%	21/10/2011	
Sudan	NPL Sudan, NICD, S. Africa	268	6	1	40	210	10	1								2									13%	88%	100%	100%	23/10/2011	
South Sudan	NPL Kenya	288	10		46	214		18		2			5			6									17%	1%		96%	21/10/2011	
Syria	NPL Syria, RRL Tunisia	128	2		9	114	1	2								1									5%	96%	100%	50%	20/10/2011	
Tunisia	RRL Tunisia	36			1	34	1																		3%	100%		100%	21/10/2011	
U.A.E	NPL Oman	17			2	15																			9%	100%		100%	23/10/2011	
Yemen	NPL Oman	273	9	3	34	179	48			2			3	3		1									4	16%	100%	100%	10%	23/10/2011
Total EMR 2011		9049	457	43	1609	6520	346	80	165	138	1		69	6	2	158					6	4	34	2	17%	93%	99%	95%		
Total EMR 2010		11130	549	35	2051	8492			130	205			110	6	31	189						4	20	1	16%	94%	98%	97%		

* Specimens from all sources including non-AFP cases, excluding environmental samples

** This indicator reflects surveillance and laboratory activities

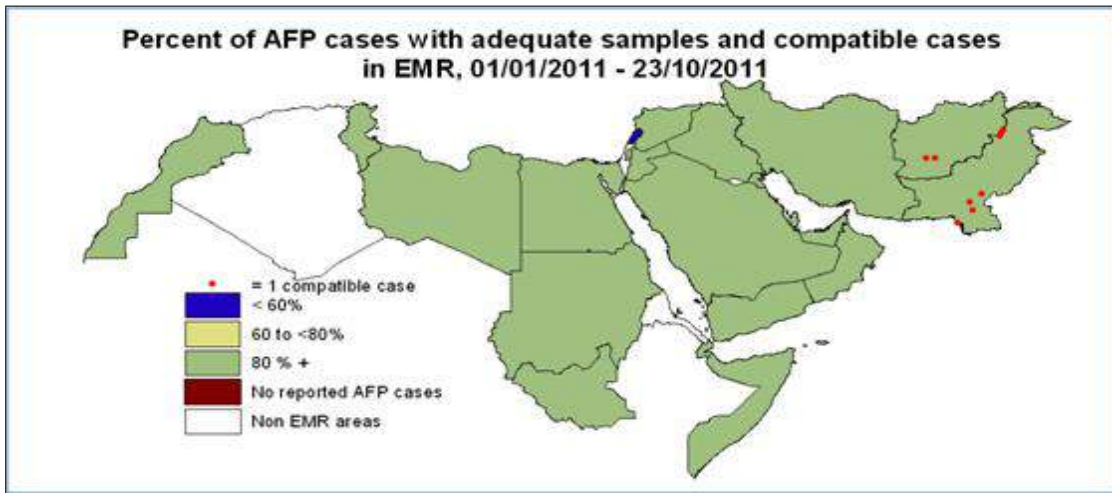
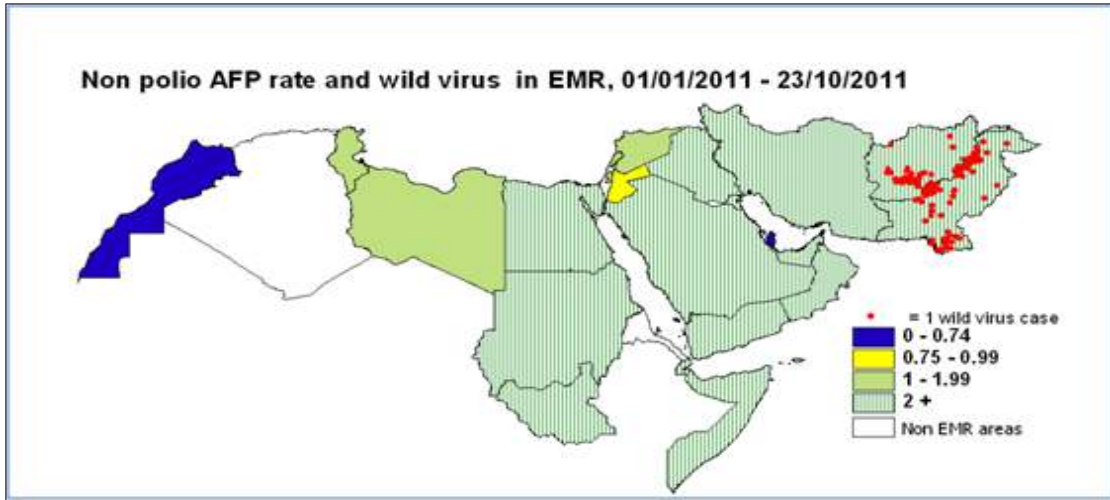
*** Environmental surveillance initiated in Egypt in September 2000 showed the following:

Year	2000	2001	2002	2003	2004	2005	2006	2007	2008	2009	2010	2011	Grand Total
Negative	52	55	136	299	469	499	492	458	444	481	415	345	4145
Pending												23	23
Wild	2	75	26	12	13	2			2		1		133
Grand Total	54	130	162	311	482	501	492	458	446	481	416	368	4301

In 2008, out of 446 samples, 2 positive for wild virus in Giza governorate (Al Haram Site) genomic sequence data indicate importation from Ethiopia / South Sudan & Cairo governorate (Al Haggana 2) genomic sequence data indicate nearest importation from India. In 2011, 1 positive sample for wild virus in Aswan governorate (Aswan City) genomic sequence data indicate nearest importation from Sudan.

****Environmental surveillance initiated in Pakistan in August 2009 showed the following:

Year	2009 Total				2010				2011 Total				Grand Total											
	KHIBALIA TOWN	KHIGADAP TOWN	KHIGULSHANE-DOBAL TOWN	LAHORE	KHIBALIA TOWN	KHIGADAP TOWN	KHIGULSHANE-DOBAL TOWN	LAHORE	PESHAWAR	RAWALPINDI	QUETTA	MULTAN		KHIBALIA TOWN	KHIGADAP TOWN	KHIGULSHANE-DOBAL TOWN	LAHORE	PESHAWAR	RAWALPINDI	QUETTA	MULTAN			
Negative	9	3	5	10	27	10	11	12	27	2	2	4	9	77	6	7	10	17	5	1	4	14	64	
Pending																							1	2
Wild	1	8	7	2	18	6	20	12	6	12	5	9	9	79	3	20	8	10	13	8	14	13	89	
Grand Total	10	11	12	12	45	16	31	24	33	14	7	13	18	156	9	29	19	30	19	9	19	29	163	



Wild polio cases by country and date of onset of paralysis in EMR, 2011

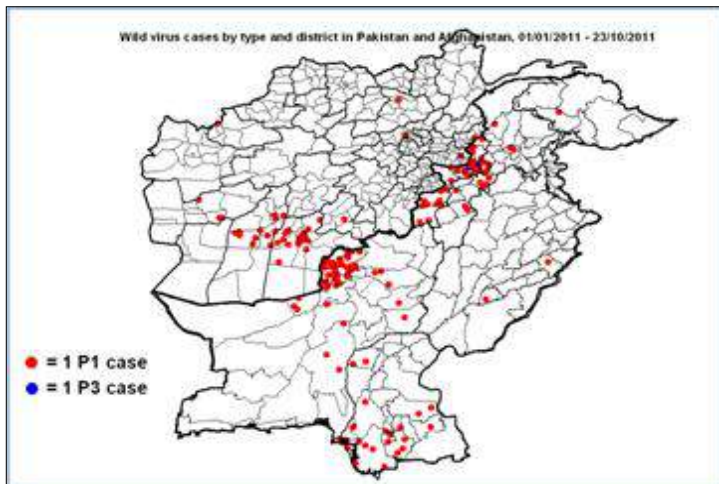
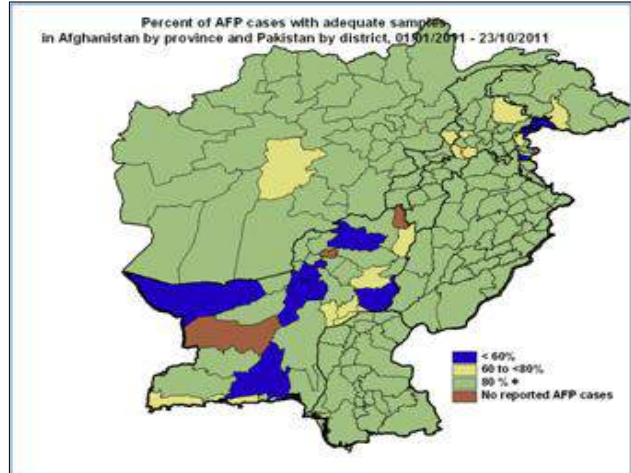
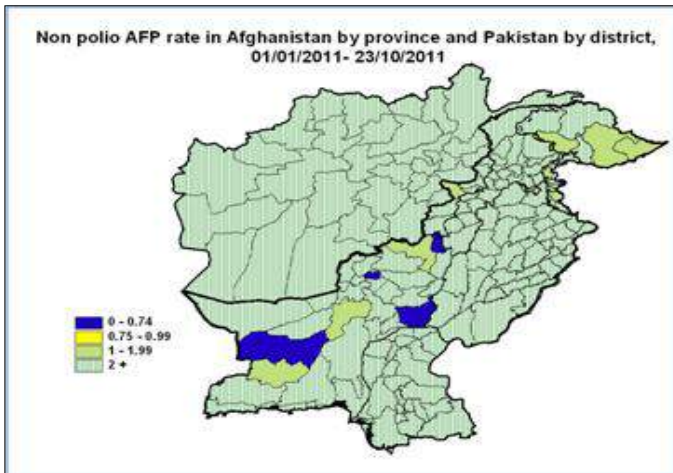
Year	COUNTRY	P1			P3			Total Count	First Case	Last Case
		Count	First Case	Last Case	Count	First Case	Last Case			
2011	AFG	43	11/01/2011	08/10/2011				43	11/01/2011	08/10/2011
	PAK	130	03/01/2011	10/10/2011	2	09/06/2011	27/09/2011	132	03/01/2011	10/10/2011
2011 Total		173	03/01/2011	10/10/2011	2	09/06/2011	27/09/2011	175	03/01/2011	10/10/2011



Wild Polio cases by district and date of onset of paralysis, Afghanistan 2011

PROVINCE	DISTRICT	P1		
		Count	First case	Last case
BAGHLHAN	BAGHLAN	1	07/10/2011	07/10/2011
FARAH	BALA BULUK	1	10/06/2011	10/06/2011
	BAKWA	2	26/04/2011	04/08/2011
BADGHIS	MUQUR (B)	1	04/09/2011	04/09/2011
PARWAN	CHAHARIKAR	1	30/08/2011	30/08/2011
NANGARHAR	LAL PUR	1	28/09/2011	28/09/2011
KUNAR	DANGAM	1	08/10/2011	08/10/2011
KANDAHAR	KANDAHAR	10	23/05/2011	08/10/2011
	MAYWAND	4	25/04/2011	12/09/2011
	PANJWAYI	2	15/08/2011	13/09/2011
	DAMAN	2	11/01/2011	19/06/2011
	SHAH WALI KOT	2	05/08/2011	12/08/2011
ZABUL	QALAT	1	22/09/2011	22/09/2011
HILMAND	NAHRI SARRAJ	3	29/05/2011	02/09/2011
	NAWAY_I_BARAKZAYI	1	30/08/2011	30/08/2011
	NAD ALI	5	05/08/2011	19/08/2011
	MUSA QALA	3	08/05/2011	28/06/2011
	LASHKAR GAH	1	16/09/2011	16/09/2011
	KAJAKI	1	01/09/2011	01/09/2011
Grand Total		43	11/01/2011	08/10/2011

Kandahar P1 case (AFG/08/11/103) was identified as wild by a positive contact with date of stool collection 30/05/11
 Maywand P1 case (AFG/08/11/110) was identified as wild by a positive contact with date of stool collection 29/05/11
 Bala Buluk P1 case (AFG/03/11/132) was identified as wild by a positive contact with date of stool collection 13/06/11



* **District RY Khan, Punjab Province**, was identified as an infected district by isolating wild type P1 virus from a healthy child with date of stool collection 08/01/2011
 * **District Nsirabad, Balochistan Province**, was identified as an infected district by isolating wild type P1 virus from a healthy child with date of stool collection 26/01/2011
 * **District Faisalabad, Punjab Province**, was identified as an infected district by isolating wild type P1 virus from a healthy child with date of stool collection 28/07/2011
 * **District Muzfargarh, Punjab Province**, was identified as an infected district by isolating wild type P1 virus from a healthy child with date of stool collection 07/08/2011



Wild Polio cases by district and date of onset of paralysis, Pakistan 2011

PROVINCE	DISTRICT	P1			P3		
		Count	First case	Last case	Count	First case	Last case
BALOCHISTAN	QUETTA	12	22/06/2011	03/10/2011			
	PISHIN	13	19/02/2011	03/10/2011			
	KABDULAH	17	02/03/2011	21/09/2011			
	NOSHKI	3	01/04/2011	28/04/2011			
	LORALAI	3	05/09/2011	30/09/2011			
	KOHLU	1	08/07/2011	08/07/2011			
	DBUGTI	1	12/07/2011	12/07/2011			
	KALAT	1	10/08/2011	10/08/2011			
	KHUZDAR	3	03/05/2011	08/07/2011			
PUNJAB	OKARA	1	13/08/2011	13/08/2011			
	LODHRAN	1	04/09/2011	04/09/2011			
SINDH	HYDERABAD	1	19/08/2011	19/08/2011			
	THATTA	6	10/04/2011	07/10/2011			
	BADIN	3	22/02/2011	19/09/2011			
	JAMSHORO	1	29/05/2011	29/05/2011			
	TMKHAN	2	18/02/2011	04/03/2011			
	T.ALLAHYAR	1	21/01/2011	21/01/2011			
	SANGHAR	2	20/01/2011	19/04/2011			
	UMERKOT	1	24/08/2011	24/08/2011			
	KAMBAR	2	28/09/2011	05/10/2011			
	KHIBALDIA	1	07/10/2011	07/10/2011			
	KHIGADAP	2	05/04/2011	21/09/2011			
	KHIGIQBAL	1	10/10/2011	10/10/2011			
	KHIORANGI	1	29/03/2011	29/03/2011			
	KHISADDAR	1	05/04/2011	05/04/2011			
KHISITE	2	07/05/2011	16/09/2011				
GILGIT BALTISTAN	DIAMIR	1	18/05/2011	18/05/2011			
KHYBER PAKHTOON	BUNIR	2	10/09/2011	14/09/2011			
	DIRUPPER	1	19/09/2011	19/09/2011			
	PESHAWAR	5	16/01/2011	15/09/2011			
	KOHAT	3	28/01/2011	20/04/2011			
	BANNU	1	21/05/2011	21/05/2011			
	LAKKIMRWT	2	09/03/2011	13/03/2011			
	TORGHAR	2	06/04/2011	22/05/2011			
FATA	BAJOUR	1	24/09/2011	24/09/2011			
	KHYBER	11	15/01/2011	23/09/2011	2	09/06/2011	27/09/2011
	MOHMAND	4	03/01/2011	05/07/2011			
	KURRAM	1	06/03/2011	06/03/2011			
	ORAKZAI	2	06/05/2011	15/06/2011			
	WAZIR-N	8	18/08/2011	09/10/2011			
	WAZIR-S	3	22/07/2011	05/10/2011			
Grand Total		130	03/01/2011	10/10/2011	2	09/06/2011	27/09/2011

Sanghar P1 case (SD/32/11/005) was identified as wild by a positive contact with date of stool collection 26/01/2011
 Peshawar P1 case (NW/30/11/025) was identified as wild by a positive contact with date of stool collection 10/03/2011
 Torgghar P1 case (NW/15/11/001) was identified as wild by a positive contact with date of stool collection 21/04/2011
 Khuzdar P1 case (BN/54/11/013) was identified as wild by a positive contact with date of stool collection 25/07/2011
 Wazir-S P1 case (NW/65/11/015) was identified as wild by a positive contact with date of stool collection 12/10/2011