



Table 1: Acute Flaccid Paralysis (AFP) cases by week of onset

Country	Reported AFP cases by week of onset - Week (45/11)/ Ending on : (13/11/11)														
	Total AFP 2009	Total AFP 2010	Total AFP to date, 2011	W 34 28 Aug 11	W 35 04 Sep 11	W 36 11 Sep 11	W 37 18 Sep 11	W 38 25 Sep 11	W 39 02 Oct 11	W 40 09 Oct 11	W 41 16 Oct 11	W 42 23 Oct 11	W 43 30 Oct 11	W 44 06 Nov 11	W 45 13 Nov 11
Afghanistan	1477	1572	1539	32	34	41	41	33	28	35	39	39	23	19	0
Bahrain	7	10	6	0	0	0	0	0	0	0	2	0	0	0	0
Djibouti	6	3	5	1	0	0	0	0	0	0	0	0			
Egypt	1126	1151	871	16	18	24	22	11	17	15	14	21	11	1	
Iran	548	622	494	11	11	14	10	8	7	9	13	8	13	8	1
Iraq	412	489	447	7	8	14	11	11	13	15	15	5	3		
Jordan ****	31	40	18	0	1	0	2	1	0						
Kuwait	25	24	22	0	0	0	0	2	1	0	0	1	0	0	0
Lebanon ****	8	19	13	0	0	0	0	0	0	0	0	0	0		
Libya	44	46	23	0	0	0	1	1	1	1					
Morocco	115	100	60	1	0	1	2	0	1	0	1	2	2	0	
Oman	19	33	34	0	0	0	2	0	0	0	0	0	1		
Pakistan	5163	5393	4697	95	107	102	125	125	113	116	100	74	53	10	
Palestine ****	18	15	14	0	0	2	1	0	0	0	0	0	0		
Qatar	4	5	3	0	0	0	0	0	0	0	0	2	0		
Saudi Arabia	195	239	189	1	2	11	6	1	5	6	5	1	3	2	
Somalia	162	164	145	2	3	0	2	5	3	0	4	2	2	3	
Sudan	425	408	281	10	5	6	4	8	4	8	9	6	1	0	0
South Sudan	199	310	297	7	12	4	6	7	7	3	3	2	1	0	
Syria ****	203	194	142	2	0	0	3	3	4	2	4	3	0	0	0
Tunisia	40	57	37	0	2	0	0	0	1	0	0	0	1	0	
U.A.E	17	18	18	0	0	0	0	0	0	0	0	1	0	0	0
Yemen	366	426	327	6	7	11	10	9	9	11	8	10	8	0	
Total EMR	10610	11338	9682	191	210	230	248	225	214	221	217	177	122	43	1

No data = No report received

Table 2: Confirmed polio cases by month of onset

Country	Total year 2009	Total year 2010	13/11		Confirmed polio cases by month of onset											
			2010	2011	December 2010	January 2011	February 2011	March 2011	April 2011	May 2011	June 2011	July 2011	August 2011	September 2011	October 2011	November 2011
Afghanistan	38	25	24	53	1	1	0	0	2	4	4	1	16	14	11	
Bahrain	0	0	0	0	0	0	0	0	0	0	0	0	0	0	0	
Djibouti	0	0	0	0	0	0	0	0	0	0	0	0	0	0	0	
Egypt	0	0	0	0	0	0	0	0	0	0	0	0	0	0	0	
Iran	0	0	0	0	0	0	0	0	0	0	0	0	0	0	0	
Iraq	0	0	0	0	0	0	0	0	0	0	0	0	0	0	0	
Jordan ****	0	0	0	0	0	0	0	0	0	0	0	0	0	0	0	
Kuwait	0	0	0	0	0	0	0	0	0	0	0	0	0	0	0	
Lebanon ****	0	0	0	0	0	0	0	0	0	0	0	0	0	0	0	
Libya	0	0	0	0	0	0	0	0	0	0	0	0	0	0	0	
Morocco	0	0	0	0	0	0	0	0	0	0	0	0	0	0	0	
Oman	0	0	0	0	0	0	0	0	0	0	0	0	0	0	0	
Pakistan	89	144	125	145	7	8	8	11	12	13	8	11	17	33	24	
Palestine ****	0	0	0	0	0	0	0	0	0	0	0	0	0	0	0	
Qatar	0	0	0	0	0	0	0	0	0	0	0	0	0	0	0	
Saudi Arabia	0	0	0	0	0	0	0	0	0	0	0	0	0	0	0	
Somalia	0	0	0	0	0	0	0	0	0	0	0	0	0	0	0	
Sudan	5	0	0	0	0	0	0	0	0	0	0	0	0	0	0	
South Sudan	40	0	0	0	0	0	0	0	0	0	0	0	0	0	0	
Syria ****	0	0	0	0	0	0	0	0	0	0	0	0	0	0	0	
Tunisia	0	0	0	0	0	0	0	0	0	0	0	0	0	0	0	
U.A.E	0	0	0	0	0	0	0	0	0	0	0	0	0	0	0	
Yemen	0	0	0	0	0	0	0	0	0	0	0	0	0	0	0	
Total EMR	172	169	149	198	8	9	8	11	14	17	12	12	33	47	35	

**** UNRWA cases are included with those of country of residence



Table 3: Investigation of AFP cases with paralysis onset in 2010 & 2011 (up to week 45 ending 13 November 2011)

COUNTRY	2010												2011												Latest line List Date						
	AFP									Specimen			Wild isolates			AFP										Specimen			Wild isolates		
	Total AFP cases onset 2010	Case classification					Non polio AFP rate **	AFP cases pending classification > 90 days from onset of paralysis	AFP cases pending classification and lab > 90 days from onset of paralysis	% with *** adequate specimens	Wild P1 Poliovirus	Wild P3 Poliovirus	Total AFP cases onset 2011	Case classification					Annualized Non polio AFP rate **	AFP cases pending classification > 90 days from onset of paralysis	AFP cases pending classification and lab > 90 days from onset of paralysis	% with *** adequate specimens	Wild P1 Poliovirus	Wild P3 Poliovirus							
		Total Confirmed Polio Cases *	Polio Compatible	Pending Classification	Discarded (non polio AFP)	VDPV								Total Confirmed Polio Cases *	Polio Compatible	Pending Classification	Discarded (non polio AFP)	VDPV													
Afghanistan	1572	25	5	0	1537	5	9.08	0	0	92.62	17	8	1539	53	2	121	1362	1	9.82	6	3	93.76	53	0	13/11/2011						
Bahrain	10	0	0	0	10	0	4.87	0	0	80.00	0	0	6	0	0	2	4	0	3.36	0	0	100.00	0	0	14/11/2011						
Djibouti	3	0	0	0	3	0	1.23	0	0	33.33	0	0	5	0	0	0	5	0	2	0	0	80.00	0	0	25/10/2011						
Egypt	1151	0	0	0	1151	0	3.73	0	0	94.87	0	0	871	0	0	72	798	1	3.26	1	0	92.31	0	0	03/11/2011						
Iran	622	0	0	0	622	0	3.51	0	0	90.68	0	0	494	0	0	33	460	1	3.2	4	2	88.87	0	0	12/11/2011						
Iraq	489	0	0	0	488	1	3.39	0	0	86.91	0	0	447	0	0	30	417	0	3.57	4	1	89.93	0	0	04/11/2011						
Jordan	40	0	0	0	40	0	1.76	0	0	95.00	0	0	18	0	0	6	12	0	0.84	2	0	100.00	0	0	06/10/2011						
Kuwait	24	0	0	0	24	0	3.33	0	0	100.00	0	0	22	0	0	1	21	0	3.4	0	0	90.91	0	0	13/11/2011						
Lebanon	19	0	0	0	19	0	1.72	0	0	47.37	0	0	13	0	0	6	7	0	1.36	5	0	53.85	0	0	05/11/2011						
Libya	46	0	0	0	46	0	2.25	0	0	100.00	0	0	23	0	0	4	19	0	1.29	1	1	100.00	0	0	13/10/2011						
Morocco	100	0	0	0	100	0	1.01	0	0	78.00	0	0	60	0	0	7	53	0	0.7	0	0	83.33	0	0	11/11/2011						
Oman	33	0	0	0	33	0	4.28	0	0	87.88	0	0	34	0	0	3	31	0	5.08	0	0	88.24	0	0	30/10/2011						
Pakistan	5393	144	24	0	5225	0	6.34	0	0	88.39	120	24	4697	145	8	310	4234	0	6.34	40	10	89.27	143	2	12/11/2011						
Palestine	15	0	0	0	15	0	0.94	0	0	100.00	0	0	14	0	0	5	9	0	1	2	0	100.00	0	0	30/10/2011						
Qatar	5	0	0	0	5	0	2.14	0	0	80.00	0	0	3	0	0	2	1	0	1.48	0	0	66.67	0	0	02/11/2011						
Saudi Arabia	239	0	0	0	239	0	2.83	0	0	96.65	0	0	189	0	0	42	147	0	2.53	0	0	98.94	0	0	09/11/2011						
Somalia	164	0	0	0	160	4	3.38	0	0	99.39	0	0	145	0	0	12	127	5	3.33	0	0	99.31	0	0	11/11/2011						
Sudan	408	0	0	0	408	0	2.80	0	0	97.30	0	0	281	0	0	2	279	0	2.18	0	0	96.80	0	0	13/11/2011						
South Sudan	310	0	2	0	308	0	4.06	0	0	92.90	0	0	297	0	0	19	277	2	4.5	7	1	93.27	0	0	09/11/2011						
Syria	194	0	0	0	193	1	2.02	0	0	95.36	0	0	142	0	0	6	136	0	1.66	1	0	93.66	0	0	13/11/2011						
Tunisia	57	0	0	0	57	0	2.18	0	0	92.98	0	0	37	0	0	2	35	0	1.63	0	0	94.59	0	0	11/11/2011						
U.A.E	18	0	0	0	18	0	1.78	0	0	100.00	0	0	18	0	0	1	17	0	2.05	0	0	100.00	0	0	13/11/2011						
Yemen	426	0	0	0	426	0	3.86	0	0	96.48	0	0	327	0	0	62	262	4	3.41	6	3	95.41	0	0	12/11/2011						
EMR	11338	169	31	0	11127	11	4.63	0	0	90.86	137	32	9682	198	10	748	8713	14	4.5	79	21	91.23	196	2							
2009	10610	172	29	0	10401	8	4.40	0	0	91.06	122	52																			

* Confirmed polio cases refer to wild isolation from AFP cases or from contacts of negative index AFP cases

** Non-polio AFP per 100,000 children <15 years

*** Adequate here refers to two stool specimens collected at least 24 hours apart, within 14 days of paralysis onset

**** AFP cases co infected with P1 and P3 are counted separately as wild isolates



Table 4: Investigation of contacts of AFP cases with paralysis onset in 2011 (up to week 45 ending 13/11/ 2011)

Country	No. of AFP cases	No. of eligible AFP cases for contact sampling*	% of eligible AFP cases with contact samplings	% of eligible AFP cases with 3+ contacts	Total number of Contacts**	% of contacts under 5 years	% of contacts with specimens collected within 7 days of notification of index	% Contact specimens in lab within 3 days of collection	% Contact specimens positive for NPEV	% Contact specimens positive for Sabin like virus	No. of contacts positive for wild virus	% of wild polio virus isolation from contacts	No. of Contacts positive for VDPVs	No. of -ve index AFP cases identified positive by contact	No. of district identified infected from contacts
Afghanistan	1539	96	84.4	84.4	592	96.6	74.5	32.2	25.0	3.5	9	1.6		4	4
Bahrain	6	0			0						0			0	0
Djibouti	5	1	0.0	0.0	0						0			0	0
Egypt	871	82	89.0	89.0	381	78.5	68.5	97.3	13.9	4.2	0	0.0		0	0
Iran	494	55	25.5	20.0	103	74.8	36.9	89.1	0.0	9.9	0	0.0		0	0
Iraq	447	45	73.3	62.2	135	73.3	30.4	84.2	15.0	0.8	0	0.0		0	0
Jordan	18	0			0						0			0	0
Kuwait	22	2	100.0	100.0	67	44.8	77.6	100.0	1.6	0.0	0	0.0		0	0
Lebanon	13	6	50.0	33.3	12	8.3	33.3	0.0	0.0	0.0	0	0.0		0	0
Libya	23	0			0						0			0	0
Morocco	60	10	50.0	40.0	25	52.0	80.0	95.0	0.0	0.0	0	0.0		0	0
Oman	34	4	0.0	0.0	22	95.5	77.3	100.0	22.7	9.1	0	0.0		0	0
Pakistan	4697	504	84.7	82.9	1524	90.7	63.9	76.0	26.1	4.7	14	1.0		5	2
Palestine	14	0			0						0			0	0
Qatar	3	1	0.0	0.0	0						0			0	0
Saudi Arabia	189	2	100.0	100.0	17	88.2	17.6	60.0	0.0	0.0	0	0.0		0	0
Somalia	145	1	100.0	100.0	423	89.6	98.6	12.2	13.8	4.2	0	0.0	9	0	0
Sudan	281	9	100.0	100.0	236	84.3	58.1	31.7	11.3	2.7	0	0.0		0	0
South Sudan	297	20	80.0	75.0	832	85.5	88.8	1.4	15.7	1.4	0	0.0	2	0	0
Syria	142	9	66.7	55.6	52	80.8	65.4	78.7	10.6	0.0	0	0.0		0	0
Tunisia	37	2	100.0	100.0	25	28.0	60.0	72.2	5.6	0.0	0	0.0		0	0
U.A.E.	18	0			0						0			0	0
Yemen	327	15	80.0	80.0	69	68.1	63.8	0.0	23.1	2.6	0	0.0	1	0	0
Grand Total 2011	9682	864	79.4	77.0	4515	86.2	71.7	50.3	19.4	3.6	23	0.6	12	9	6
Grand Total 2010	11338	1062	80.8	75.9	5146	82.9	71.7	53.5	18.6	3.3	13	0.3	7	8	4

* Eligible refers to AFP cases with inadequate stool specimens

** Total number of contacts from eligible AFP cases and from other AFP cases as per with country criteria for contact sampling

Last wild contacts in EMRO, 01/01/2011-13/11/2011

Year	Country	Data Count of wild contacts	Date of Most Recent stool collection
2011	Pakistan	14	20/10/2011
	Afghanistan	9	14/10/2011
Grand Total		23	20/10/2011



Table 5: Laboratory investigation of AFP cases with paralysis onset in 2011 (up to week 45 ending 13 November 2011)

Country	Polio laboratories Sequencing performed by CDC and RIVM laboratories	AFP cases with specimens	Preliminary virus isolation results of AFP cases						Poliovirus intratypic differentiation results #									Indicators				Latest report Date				
			Referred for ITD		NPEV only	Negative	Pending		Type 1			Type 2			Type 3			Discordant pending sequence	NPEV by PCR	Non-EV	Pending ITD		% specimens positive for NPEV*	% AFP cases with culture results within 14 days	% AFP cases with ITD results within 7 days	% AFP cases with ITD results within 45 days of onset***
			L20B+	L20B+/NPEV			received <= 14 days	received > 14 days ago	Wild	Sabin	VDPV	Wild	Sabin	VDPV	Wild	Sabin	VDPV									
Afghanistan	RRL Pakistan	1477	99	5	319	1038	16		49	33			9	1		26		1		3		20%	99%	98%	98%	11/11/2011
Bahrain	PNL Oman	6			3	3																50%	100%		100%	13/11/2011
Djibouti	NPL Kenya	5			1	4																20%			100%	25/10/2011
Egypt***	RRL Egypt	871	18	5	116	695	11	26	4	1	1				10			2	5	2		12%	92%	100%	99%	13/11/2011
Iran	NPL Iran	484	16		5	446	17		2		4	1			3		1		6			1%	100%	100%	98%	12/11/2011
Iraq	NPL Iraq, RRL Egypt	446	12		76	340	3	18	2		3				5							17%	100%	100%	70%	04/11/2011
Jordan	NPL Jordan, RRL Tunisia	24	1			23			1													8%	96%	100%	100%	12/11/2011
Kuwait	RRL Kuwait	25				24		1														1%	92%		100%	13/11/2011
Lebanon	RRL Egypt	16			2	14																7%	100%		50%	13/11/2011
Libya	RRL Tunisia	25	1		1	23			1													2%	96%	100%	84%	11/11/2011
Morocco	NPL Morocco, RRL Tunisia	57			2	54	1															7%	100%		92%	11/11/2011
Oman	NPL Oman	34			5	29																14%	97%		100%	13/11/2011
Pakistan	RRL Pakistan	4704	299	33	1027	3220	122	4	138	97		37		2	103		3	2	21	1		20%	100%	99%	98%	11/11/2011
Palestine & UNRWA		14			1	10		2														9%	8%		92%	30/10/2011
Qatar	NPL Oman	1				1																0%	100%		100%	13/11/2011
Saudi Arabia	NPL Saudi Arabia, NPL Oman	189	1			180		8				1										0%	76%	100%	99%	31/10/2011
Somalia	NPL Kenya	145	17		19	97	5	7				10	1		6							14%	3%		99%	11/11/2011
Sudan	NPL Sudan, NICD, S. Africa	281	7	1	43	230									2							12%	89%	100%	100%	13/11/2011
South Sudan	NPL Kenya	297	10		50	227	1	9		2		5			6							17%	1%		96%	09/11/2011
Syria	NPL Syria, RRL Tunisia	140	2		10	121	4	3							1							7%	96%	100%	50%	03/11/2011
Tunisia	RRL Tunisia	38			1	35	2															4%	100%		100%	11/11/2011
U.A.E	NPL Oman	18			2	15	1															9%	100%		100%	13/11/2011
Yemen	NPL Oman	273	11	3	41	218			2		4	5		2			1			1		15%	94%	100%	15%	13/11/2011
Total EMR 2011		9570	494	47	1724	7047	183	78	187	144	1	74	8	2	164		6	4	35	4		17%	93%	99%	95%	
Total EMR 2010		11130	549	35	2051	8492			130	205		110	6	31	189			4	20	1		16%	94%	98%	97%	

* Specimens from all sources including non-AFP cases, excluding environmental samples

** This indicator reflects surveillance and laboratory activities

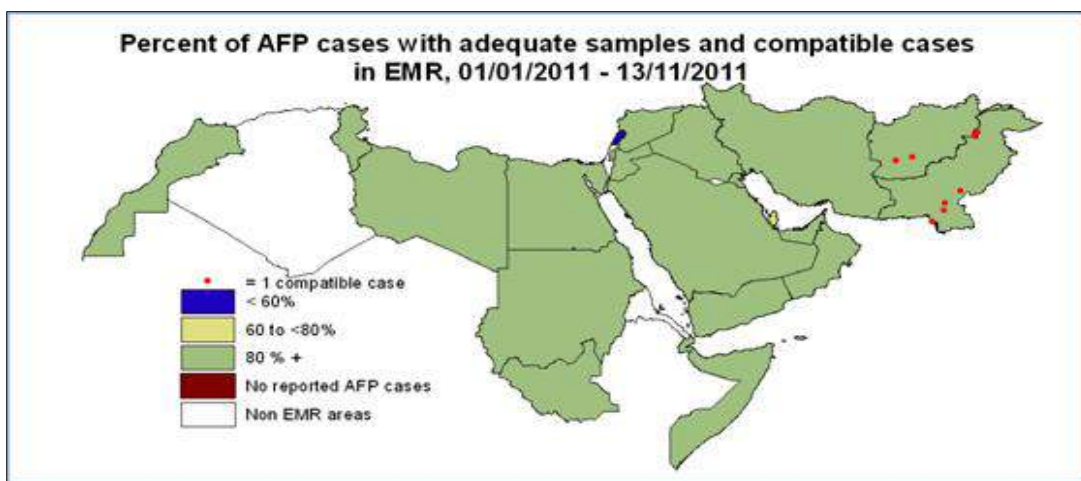
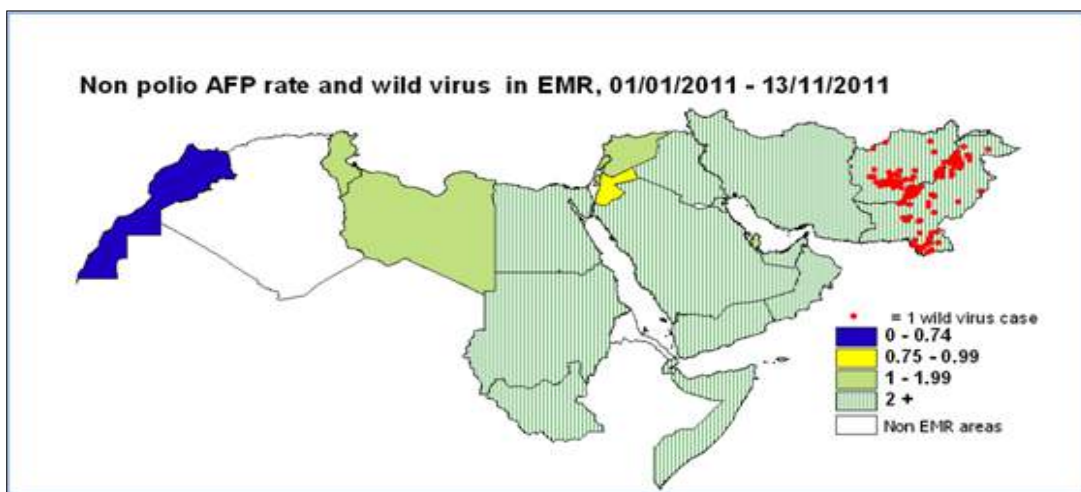
*** Environmental surveillance initiated in Egypt in September 2000 showed the following:

Year	2000	2001	2002	2003	2004	2005	2006	2007	2008	2009	2010	2011	Grand Total
Negative	52	55	136	299	469	499	492	458	444	481	415	363	4163
Pending												21	21
Wild	2	75	26	12	13	2			2		1		133
Grand Total	54	130	162	311	482	501	492	458	446	481	416	384	4317

In 2008, out of 446 samples, 2 positive for wild virus in Giza governorate (Al Haram Site) genomic sequence data indicate importation from Ethiopia / South Sudan & Cairo governorate (Al Haggana 2) genomic sequence data indicate nearest importation from India. In 2011, 1 positive sample for wild virus in Aswan governorate (Aswan City) genomic sequence data indicate nearest importation from Sudan.

****Environmental surveillance initiated in Pakistan in August 2009 showed the following:

Year	2009 Total					2010 Total					2011 Total											
Status	KHIBALIA TOWN	KHIGADAP TOWN	KHIGUSHAH EGBAL TOWN	LAHORE	LAHORE	KHIBALIA TOWN	KHIGADAP TOWN	KHIGUSHAH EGBAL TOWN	LAHORE	LAHORE	PESHAWAR	RAWALPINDI	QUETTA	MILTAN	KHIBALIA TOWN	KHIGADAP TOWN	KHIGUSHAH EGBAL TOWN	LAHORE	PESHAWAR	RAWALPINDI	QUETTA	MILTAN
Negative	9	3	5	10	27	10	11	12	27	2	2	4	5	77	6	7	10	17	5	1	4	14
Pending															1	2	2	2	2	1	2	3
Wild	1	8	7	2	18	6	20	12	6	12	5	9	9	79	3	21	9	12	14	8	14	14
Grand Total	10	11	12	12	45	16	31	24	33	14	7	13	14	156	10	30	21	31	21	10	20	31



Wild polio cases by country and date of onset of paralysis in EMR, 2011

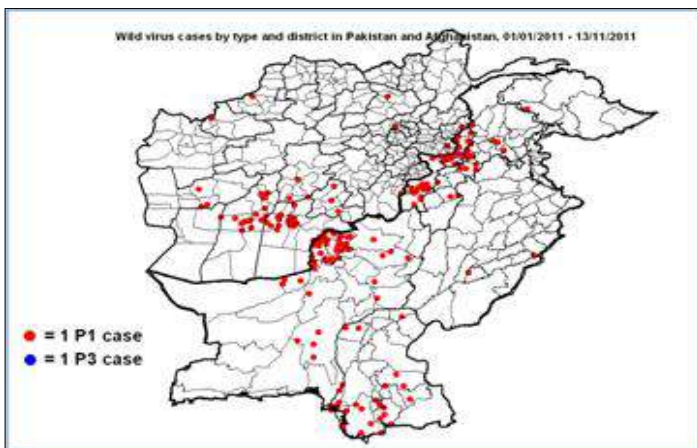
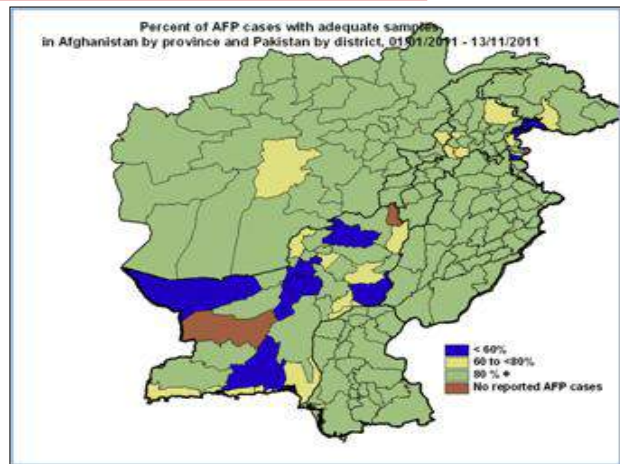
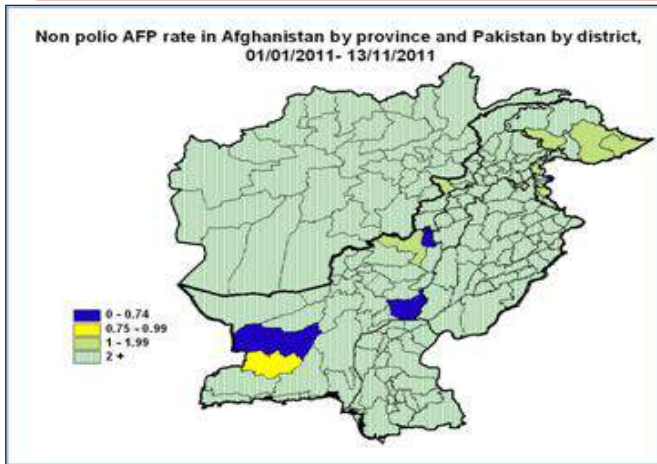
Year	COUNTRY	P1			P3			Total Count	First Case	Last Case
		Count	First Case	Last Case	Count	First Case	Last Case			
2011	AFG	53	11/01/2011	22/10/2011				53	11/01/2011	22/10/2011
	PAK	143	03/01/2011	19/10/2011	2	09/06/2011	27/09/2011	145	03/01/2011	19/10/2011
2011 Total		196	03/01/2011	22/10/2011	2	09/06/2011	27/09/2011	198	03/01/2011	22/10/2011



Wild Polio cases by district and date of onset of paralysis, Afghanistan 2011

PROVINCE	DISTRICT	P1		
		Count	First case	Last case
BAGHLHAN	BAGHLAN	1	07/10/2011	07/10/2011
FARYAB	ALMAR	1	06/10/2011	06/10/2011
FARAH	BALA BULUK	1	10/06/2011	10/06/2011
	BAKWA	2	26/04/2011	04/08/2011
BADGHIS	MUQUR (B)	1	04/09/2011	04/09/2011
PARWAN	CHAHARIKAR	1	30/08/2011	30/08/2011
NANGARHAR	LAL PUR	1	28/09/2011	28/09/2011
KUNAR	DANGAM	1	08/10/2011	08/10/2011
PAKTIKA	BARMAL	1	14/10/2011	14/10/2011
KANDAHAR	KANDAHAR	11	23/05/2011	18/10/2011
	MAYWAND	5	25/04/2011	22/10/2011
	PANJWAYI	2	15/08/2011	13/09/2011
	ARGHANDAB (K)	1	25/09/2011	25/09/2011
	DAMAN	2	11/01/2011	19/06/2011
	SHAH WALI KOT	2	05/08/2011	12/08/2011
ZABUL	QALAT	1	22/09/2011	22/09/2011
	DAYCHOPAN	1	02/10/2011	02/10/2011
	SHINKAY	1	05/10/2011	05/10/2011
HILMAND	NAHRI SARRAJ	3	29/05/2011	02/09/2011
	NAWAY_I_BARAKZAYI	1	30/08/2011	30/08/2011
	NAD ALI	6	05/08/2011	11/10/2011
	MUSA QALA	3	08/05/2011	28/06/2011
	LASHKAR GAH	1	16/09/2011	16/09/2011
	KAJAKI	1	01/09/2011	01/09/2011
URUZGAN	NESH	1	25/09/2011	25/09/2011
	SHAHIDI HASSAS	1	11/10/2011	11/10/2011
Grand Total		53	11/01/2011	22/10/2011

Kandahar P1 case (AFG/08/11/103) was identified as wild by a positive contact with date of stool collection 30/05/11
 Maywand P1 case (AFG/08/11/110) was identified as wild by a positive contact with date of stool collection 29/05/11
 Bala Buluk P1 case (AFG/03/11/132) was identified as wild by a positive contact with date of stool collection 13/06/11
 Arghandab (K) P1 case (AFG/08/11/257) was identified as wild by a positive contact with date of stool collection 14/10/11



* District RY Khan, Punjab Province, was identified as an infected district by isolating wild type P1 virus from a healthy child with date of stool collection 08/01/2011
 * District Nsirabad, Balochistan Province, was identified as an infected district by isolating wild type P1 virus from a healthy child with date of stool collection 26/01/2011
 * District Faisalabad, Punjab Province, was identified as an infected district by isolating wild type P1 virus from a healthy child with date of stool collection 28/07/2011
 * District Muzfargarh, Punjab Province, was identified as an infected district by isolating wild type P1 virus from a healthy child with date of stool collection 07/08/2011



Wild Polio cases by district and date of onset of paralysis, Pakistan 2011

PROVINCE	DISTRICT	P1			P3		
		Count	First case	Last case	Count	First case	Last case
BALOCHISTAN	QUETTA	13	22/06/2011	05/10/2011			
	PISHIN	15	19/02/2011	13/10/2011			
	KABDULAH	17	02/03/2011	21/09/2011			
	NOSHKI	3	01/04/2011	28/04/2011			
	LORALAI	3	05/09/2011	30/09/2011			
	KSAIFULAH	1	20/09/2011	20/09/2011			
	KOHLU	1	08/07/2011	08/07/2011			
	DBUGTI	1	12/07/2011	12/07/2011			
	KALAT	1	10/08/2011	10/08/2011			
PUNJAB	KHUZDAR	4	03/05/2011	17/10/2011			
	OKARA	1	13/08/2011	13/08/2011			
SINDH	LODHRAN	1	04/09/2011	04/09/2011			
	HYDERABAD	1	19/08/2011	19/08/2011			
	THATTA	7	10/04/2011	11/10/2011			
	BADIN	3	22/02/2011	19/09/2011			
	JAMSHORO	1	29/05/2011	29/05/2011			
	TMKHAN	2	18/02/2011	04/03/2011			
	T.ALLAHYAR	1	21/01/2011	21/01/2011			
	SANGHAR	2	20/01/2011	19/04/2011			
	UMERKOT	1	24/08/2011	24/08/2011			
	KASHMORE	1	07/10/2011	07/10/2011			
	KAMBAR	2	28/09/2011	05/10/2011			
	KHIBALDIA	1	07/10/2011	07/10/2011			
	KHIGADAP	2	05/04/2011	21/09/2011			
	KHIGIQBAL	1	10/10/2011	10/10/2011			
	KHIORANGI	1	29/03/2011	29/03/2011			
	KHISADDAR	1	05/04/2011	05/04/2011			
	KHISITE	2	07/05/2011	16/09/2011			
GILGIT BALTISTAN	DIAMIR	1	18/05/2011	18/05/2011			
KHYBER PAKHTOON	BUNIR	2	10/09/2011	14/09/2011			
	DIRUPPER	1	19/09/2011	19/09/2011			
	PESHAWAR	5	16/01/2011	15/09/2011			
	SWABI	1	14/10/2011	14/10/2011			
	KOHAT	4	28/01/2011	19/10/2011			
	BANNU	1	21/05/2011	21/05/2011			
	LAKKIMRWT	2	09/03/2011	13/03/2011			
	TORGHAR	2	06/04/2011	22/05/2011			
FATA	BAJOUR	1	24/09/2011	24/09/2011			
	KHYBER	13	15/01/2011	16/10/2011	2	09/06/2011	27/09/2011
	MOHMAND	4	03/01/2011	05/07/2011			
	KURRAM	1	06/03/2011	06/03/2011			
	ORAKZAI	2	06/05/2011	15/06/2011			
	WAZIR-N	9	18/08/2011	09/10/2011			
WAZIR-S	4	22/07/2011	17/10/2011				
Grand Total		143	03/01/2011	19/10/2011	2	09/06/2011	27/09/2011

Sanghar P1 case (SD/32/11/005) was identified as wild by a positive contact with date of stool collection 26/01/2011
 Peshawar P1 case (NW/30/11/025) was identified as wild by a positive contact with date of stool collection 10/03/2011
 Torghar P1 case (NW/15/11/001) was identified as wild by a positive contact with date of stool collection 21/04/2011
 Khuzdar P1 case (BN/54/11/013) was identified as wild by a positive contact with date of stool collection 25/07/2011
 Wazir-S P1 case (NW/65/11/015) was identified as wild by a positive contact with date of stool collection 12/10/2011