



Table 1: Acute Flaccid Paralysis (AFP) cases by week of onset

Country	Reported AFP cases by week of onset - Week (48/11)/ Ending on : (04/12/11)														
	Total AFP 2009	Total AFP 2010	Total AFP to date, 2011	W 37 18 Sep 11	W 38 25 Sep 11	W 39 02 Oct 11	W 40 09 Oct 11	W 41 16 Oct 11	W 42 23 Oct 11	W 43 30 Oct 11	W 44 06 Nov 11	W 45 13 Nov 11	W 46 20 Nov 11	W 47 27 Nov 11	W 48 04 Dec 11
Afghanistan	1477	1572	1645	41	33	30	35	41	41	25	29	30	28	25	4
Bahrain	7	10	6	0	0	0	0	2	0	0	0	0	0	0	0
Djibouti	6	3	5	0	0	0	0	0	0	0	0	0	0	0	0
Egypt	1126	1151	935	22	11	17	15	14	21	13	8	16	16	20	3
Iran	548	622	526	11	8	7	9	13	8	13	11	11	6	11	1
Iraq	412	489	471	11	11	14	15	17	5	5	1	7	10	1	
Jordan ****	31	40	24	2	1	1	1	0	1	2	0	1	0	0	0
Kuwait	25	24	26	0	2	1	0	0	1	0	0	1	2	1	0
Lebanon ****	8	19	14	0	0	0	0	0	0	1	0	0	0	0	
Libya	44	46	23	1	1	1	1								
Morocco	115	100	62	2	0	1	0	1	2	2	0	1	1		
Oman	19	33	35	1	0	1	0	0	0	1	0	0	1		
Pakistan	5163	5393	4991	131	134	131	124	112	98	98	73	63	28	8	0
Palestine ****	18	15	14	1	0	0	0	0	0	0	0	0	0	0	0
Qatar	4	5	4	0	0	0	0	0	2	0	0	0	1	0	0
Saudi Arabia	195	239	197	6	1	5	6	5	1	3	4	2	3	1	0
Somalia	162	164	156	2	5	3	0	4	2	2	4	5	0	5	
Sudan	425	408	301	4	8	4	8	9	7	1	1	7	7	4	0
South Sudan	199	310	317	7	7	7	4	4	7	6	2	5	1	0	
Syria ****	203	194	149	3	3	4	2	5	4	0	2	1	2	0	
Tunisia	40	57	42	0	0	1	0	0	0	1	0	1	2	2	
U.A.E	17	18	21	0	0	0	0	0	1	0	0	0	1	2	0
Yemen	366	426	348	10	9	9	11	8	10	10	1	6	10	2	
Total EMR	10610	11338	10312	255	234	237	231	235	211	183	136	157	119	82	8

No data = No report received

Table 2: Confirmed polio cases by month of onset

Country	Total year 2009	Total year 2010	04/12		Confirmed polio cases by month of onset											
			2010	2011	January 2011	February 2011	March 2011	April 2011	May 2011	June 2011	July 2011	August 2011	September 2011	October 2011	November 2011	December 2011
Afghanistan	38	25	24	59	1	0	0	2	4	4	1	16	14	13	4	
Bahrain	0	0	0	0	0	0	0	0	0	0	0	0	0	0	0	
Djibouti	0	0	0	0	0	0	0	0	0	0	0	0	0	0	0	
Egypt	0	0	0	0	0	0	0	0	0	0	0	0	0	0	0	
Iran	0	0	0	0	0	0	0	0	0	0	0	0	0	0	0	
Iraq	0	0	0	0	0	0	0	0	0	0	0	0	0	0	0	
Jordan ****	0	0	0	0	0	0	0	0	0	0	0	0	0	0	0	
Kuwait	0	0	0	0	0	0	0	0	0	0	0	0	0	0	0	
Lebanon ****	0	0	0	0	0	0	0	0	0	0	0	0	0	0	0	
Libya	0	0	0	0	0	0	0	0	0	0	0	0	0	0	0	
Morocco	0	0	0	0	0	0	0	0	0	0	0	0	0	0	0	
Oman	0	0	0	0	0	0	0	0	0	0	0	0	0	0	0	
Pakistan	89	144	138	167	8	8	11	12	13	8	11	17	34	36	9	
Palestine ****	0	0	0	0	0	0	0	0	0	0	0	0	0	0	0	
Qatar	0	0	0	0	0	0	0	0	0	0	0	0	0	0	0	
Saudi Arabia	0	0	0	0	0	0	0	0	0	0	0	0	0	0	0	
Somalia	0	0	0	0	0	0	0	0	0	0	0	0	0	0	0	
Sudan	5	0	0	0	0	0	0	0	0	0	0	0	0	0	0	
South Sudan	40	0	0	0	0	0	0	0	0	0	0	0	0	0	0	
Syria ****	0	0	0	0	0	0	0	0	0	0	0	0	0	0	0	
Tunisia	0	0	0	0	0	0	0	0	0	0	0	0	0	0	0	
U.A.E	0	0	0	0	0	0	0	0	0	0	0	0	0	0	0	
Yemen	0	0	0	0	0	0	0	0	0	0	0	0	0	0	0	
Total EMR	172	169	162	226	9	8	11	14	17	12	12	33	48	49	13	0

**** UNRWA cases are included with those of country of residence



Table 3: Investigation of AFP cases with paralysis onset in 2010 & 2011 (up to week 48 ending 4 December 2011)

COUNTRY	2010												2011												Latest line List Date		
	AFP										Specimen	Wild isolates		AFP										Specimen		Wild isolates	
	Total AFP cases onset 2010	Case classification					Non polio AFP rate **	AFP cases pending classification > 90 days from onset of paralysis	AFP cases pending classification and lab > 90 days from onset of paralysis	% with *** adequate specimens		Wild P1 Poliovirus	Wild P3 Poliovirus	Total AFP cases onset 2011	Case classification					Annualized Non polio AFP rate **	AFP cases pending classification > 90 days from onset of paralysis	AFP cases pending classification and lab > 90 days from onset of paralysis	% with *** adequate specimens			Wild P1 Poliovirus	Wild P3 Poliovirus
		Total Confirmed Polio Cases *	Polio Compatible	Pending Classification	Discarded (non polio AFP)	VDPV					Total Confirmed Polio Cases *				Polio Compatible	Pending Classification	Discarded (non polio AFP)	VDPV									
Afghanistan	1572	25	5	0	1537	5	9.08	0	0	92.62	17	8	1645	59	6	104	1475	1	9.83	1	0	93.19	59	0	05/12/2011		
Bahrain	10	0	0	0	10	0	4.87	0	0	80.00	0	0	6	0	0	2	4	0	3.15	0	0	100.00	0	0	04/12/2011		
Djibouti	3	0	0	0	3	0	1.23	0	0	33.33	0	0	5	0	0	0	5	0	1.88	0	0	80.00	0	0	04/12/2011		
Egypt	1151	0	0	0	1151	0	3.73	0	0	94.87	0	0	935	0	0	73	861	1	3.29	0	0	91.34	0	0	03/12/2011		
Iran	622	0	0	0	622	0	3.51	0	0	90.68	0	0	526	0	0	25	499	2	3.2	3	1	90.49	0	0	04/12/2011		
Iraq	489	0	0	0	488	1	3.39	0	0	86.91	0	0	471	0	0	34	437	0	3.53	7	1	89.60	0	0	02/12/2011		
Jordan	40	0	0	0	40	0	1.76	0	0	95.00	0	0	24	0	0	8	16	0	1.07	0	0	100.00	0	0	04/12/2011		
Kuwait	24	0	0	0	24	0	3.33	0	0	100.00	0	0	26	0	0	3	23	0	3.77	0	0	92.31	0	0	04/12/2011		
Lebanon	19	0	0	0	19	0	1.72	0	0	47.37	0	0	14	0	0	7	7	0	1.37	6	0	57.14	0	0	03/12/2011		
Libya	46	0	0	0	46	0	2.25	0	0	100.00	0	0	23	0	0	4	19	0	1.21	1	1	100.00	0	0	13/10/2011		
Morocco	100	0	0	0	100	0	1.01	0	0	78.00	0	0	62	0	0	4	58	0	0.67	0	0	82.26	0	0	25/11/2011		
Oman	33	0	0	0	33	0	4.28	0	0	87.88	0	0	35	0	0	1	34	0	4.9	0	0	94.29	0	0	20/11/2011		
Pakistan	5393	144	24	0	5225	0	6.34	0	0	88.39	120	24	4991	167	13	255	4556	0	6.3	38	5	88.92	165	2	04/12/2011		
Palestine	15	0	0	0	15	0	0.94	0	0	100.00	0	0	14	0	0	5	9	0	0.94	2	0	100.00	0	0	04/12/2011		
Qatar	5	0	0	0	5	0	2.14	0	0	80.00	0	0	4	0	0	3	1	0	1.85	0	0	75.00	0	0	04/12/2011		
Saudi Arabia	239	0	0	0	239	0	2.83	0	0	96.65	0	0	197	0	0	26	171	0	2.47	0	0	98.98	0	0	04/12/2011		
Somalia	164	0	0	0	160	4	3.38	0	0	99.39	0	0	156	0	0	14	135	6	3.36	0	0	99.36	0	0	02/12/2011		
Sudan	408	0	0	0	408	0	2.80	0	0	97.30	0	0	301	0	0	15	286	0	2.19	0	0	97.01	0	0	04/12/2011		
South Sudan	310	0	2	0	308	0	4.06	0	0	92.90	0	0	317	0	0	16	300	2	4.49	0	0	93.06	0	0	02/12/2011		
Syria	194	0	0	0	193	1	2.02	0	0	95.36	0	0	149	0	0	7	142	0	1.64	0	0	93.96	0	0	01/12/2011		
Tunisia	57	0	0	0	57	0	2.18	0	0	92.98	0	0	42	0	0	5	37	1	1.74	0	0	92.86	0	0	02/12/2011		
U.A.E	18	0	0	0	18	0	1.78	0	0	100.00	0	0	21	0	0	3	18	0	2.24	0	0	100.00	0	0	04/12/2011		
Yemen	426	0	0	0	426	0	3.86	0	0	96.48	0	0	348	0	0	79	261	8	3.41	9	8	94.25	0	0	03/12/2011		
EMR	11338	169	31	0	11127	11	4.63	0	0	90.86	137	32	10312	226	19	693	9354	21	4.49	67	16	90.94	224	2			
2009	10610	172	29	0	10401	8	4.40	0	0	91.06	122	52															

* Confirmed polio cases refer to wild isolation from AFP cases or from contacts of negative index AFP cases

** Non-polio AFP per 100,000 children <15 years

*** Adequate here refers to two stool specimens collected at least 24 hours apart, within 14 days of paralysis onset

**** AFP cases co infected with P1 and P3 are counted separately as wild isolates



Table 4: Investigation of contacts of AFP cases with paralysis onset in 2011 (up to week 48 ending 04/12/ 2011)

Country	No. of AFP cases	No. of eligible AFP cases for contact sampling*	% of eligible AFP cases with contact samplings	% of eligible AFP cases with 3+ contacts	Total number of Contacts**	% of contacts under 5 years	% of contacts with specimens collected within 7 days of notification of index	% Contact specimens in lab within 3 days of collection	% Contact specimens positive for NPEV	% Contact specimens positive for Sabin like virus	No. of contacts positive for wild virus	% of wild polio virus isolation from contacts	No. of Contacts positive for VDPVs	No. of -ve index AFP cases identified positive by contact	No. of district identified infected from contacts
Afghanistan	1645	112	82.1	82.1	662	95.8	74.8	31.7	24.9	3.5	10	1.6		5	4
Bahrain	6	0			0						0			0	0
Djibouti	5	1	0.0	0.0	0						0			0	0
Egypt	935	98	82.7	82.7	408	78.2	66.9	97.6	13.8	4.0	0	0.0		0	0
Iran	526	50	36.0	26.0	122	71.3	39.3	89.2	1.7	9.2	0	0.0		0	0
Iraq	471	49	69.4	57.1	137	73.7	29.9	83.0	14.8	2.2	0	0.0		0	0
Jordan	24	0			0						0			0	0
Kuwait	26	2	100.0	100.0	72	43.1	79.2	100.0	1.5	0.0	0	0.0		0	0
Lebanon	14	6	50.0	33.3	12	8.3	33.3	0.0	0.0	0.0	0	0.0		0	0
Libya	23	0			0						0			0	0
Morocco	62	11	54.5	45.5	28	42.9	71.4	82.6	13.0	0.0	0	0.0		0	0
Oman	35	2	0.0	0.0	22	95.5	77.3	100.0	22.7	9.1	0	0.0		0	0
Pakistan	4991	553	86.1	84.3	1709	91.0	63.1	76.0	26.0	5.3	15	0.9		5	2
Palestine	14	0			0						0			0	0
Qatar	4	1	0.0	0.0	0						0			0	0
Saudi Arabia	197	2	100.0	100.0	17	88.2	17.6	60.0	0.0	0.0	0	0.0		0	0
Somalia	156	1	100.0	100.0	444	89.0	98.6	11.9	14.4	3.9	0	0.0	9	0	0
Sudan	301	9	100.0	100.0	263	85.6	53.2	31.5	11.2	2.5	0	0.0		0	0
South Sudan	317	22	77.3	68.2	884	84.6	89.1	1.4	16.2	1.4	0	0.0	2	0	0
Syria	149	9	66.7	55.6	52	80.8	65.4	78.7	10.6	0.0	0	0.0		0	0
Tunisia	42	3	66.7	66.7	28	25.0	53.6	56.5	8.7	0.0	0	0.0		0	0
U.A.E.	21	0			0						0			0	0
Yemen	348	20	75.0	75.0	94	71.3	51.1	0.0	23.1	2.6	0	0.0	1	0	0
Grand Total 2011	10312	951	80.3	77.6	4954	86.0	70.6	50.9	19.6	3.8	25	0.6	12	10	6
Grand Total 2010	11338	1062	80.8	75.9	5146	82.9	71.7	53.5	18.6	3.3	13	0.3	7	8	4

* Eligible refers to AFP cases with inadequate stool specimens

** Total number of contacts from eligible AFP cases and from other AFP cases as per with country criteria for contact sampling

Last wild contacts in EMRO, 01/01/2011-04/12/2011

Year	Country	Data Count of wild contacts	Date of Most Recent stool collection
2011	Pakistan	15	14/11/2011
	Afghanistan	10	23/10/2011
Grand Total		25	14/11/2011



Table 5: Laboratory investigation of AFP cases with paralysis onset in 2011 (up to week 48 ending 04 December 2011)

Country	Polio laboratories	AFP cases with specimens	Preliminary virus isolation results of AFP cases						Poliovirus intratypic differentiation results #									Indicators				Latest report Date				
			Referred for ITD		NPEV only	Negative	Pending		Type 1			Type 2			Type 3			Discordant pending sequence	NPEV by PCR	Non-EV	Pending ITD		% specimens positive for NPEV*	% AFP cases with culture results within 14 days	% AFP cases with ITD results within 7 days	% AFP cases with ITD results within 45 days of onset**
			L20B+	L20B+INPEV			received <= 14 days	received > 14 days ago	Wild	Sabin	VDPV	Wild	Sabin	VDPV	Wild	Sabin	VDPV									
Afghanistan	RRL Pakistan	1599	107	5	334	1096	57	1	54	33			11	1	28		1		3		20%	99%	98%	98%	02/12/2011	
Bahrain	PNL Oman	6			3	3															50%	100%		100%	13/11/2011	
Djibouti	NPL Kenya	5			1	4															20%			100%	04/12/2011	
Egypt***	RRL Egypt	921	19	5	127	733	30	7	4	1		2			12			2	5	1	13%	92%	100%	99%	04/12/2011	
Iran	NPL Iran	527	19		6	484	18		3			4	2		3				8		1%	100%	100%	97%	03/12/2011	
Iraq	NPL Iraq, RRL Egypt	471	14		78	361	16	5	2			3			5						16%	100%	100%	70%	02/12/2011	
Jordan	NPL Jordan, RRL Tunisia	27	1			24	2		1												7%	96%	100%	100%	04/12/2011	
Kuwait	RRL Kuwait	28				24	1	3													1%	92%		100%	04/12/2011	
Lebanon	RRL Egypt	18			2	15	1														7%	100%		54%	04/12/2011	
Libya	RRL Tunisia	30	1		1	23	5		1												2%	96%	100%	84%	02/12/2011	
Morocco	NPL Morocco, RRL Tunisia	60			2	56	2														8%	100%		93%	02/12/2011	
Oman	NPL Oman	34			5	29															14%	97%		100%	13/11/2011	
Pakistan	RRL Pakistan	5097	346	38	1097	3445	168	3	160	104		57		2	112			2	21		20%	100%	97%	97%	02/12/2011	
Palestine & UNRWA		14			1	12															8%	7%		93%	27/11/2011	
Qatar	NPL Oman	1				1															0%	100%		100%	13/11/2011	
Saudi Arabia	NPL Saudi Arabia, NPL Oman	200	1			186	4	9				1									0%	77%	100%	99%	03/12/2011	
Somalia	NPL Kenya	156	17		23	102	5	9				9	2		6						16%	3%		99%	02/12/2011	
Sudan	NPL Sudan, NICD, S. Africa	301	7	1	44	234	15								3						12%	89%	100%	100%	04/12/2011	
South Sudan	NPL Kenya	317	10		53	240	1	13		2		5			6						17%	1%		96%	02/12/2011	
Syria	NPL Syria, RRL Tunisia	144	2		11	127	1	3							1						8%	96%	100%	50%	01/12/2011	
Tunisia	RRL Tunisia	41			1	37	3														4%	100%		100%	02/12/2011	
U.A.E	NPL Oman	18			2	15		1													9%	100%		100%	13/11/2011	
Yemen	NPL Oman	273	11	3	41	218			2			4	6		2				2		15%	94%	100%	15%	13/11/2011	
Total EMR 2011		10288	555	52	1832	7469	329	54	214	152	1	96	11	2	178	1	4	37	3	17%	93%	98%	95%			
Total EMR 2010		11130	549	35	2051	8492			130	205		110	6	31	189		4	20	1	16%	94%	98%	97%			

* Specimens from all sources including non-AFP cases, excluding environmental samples

** This indicator reflects surveillance and laboratory activities

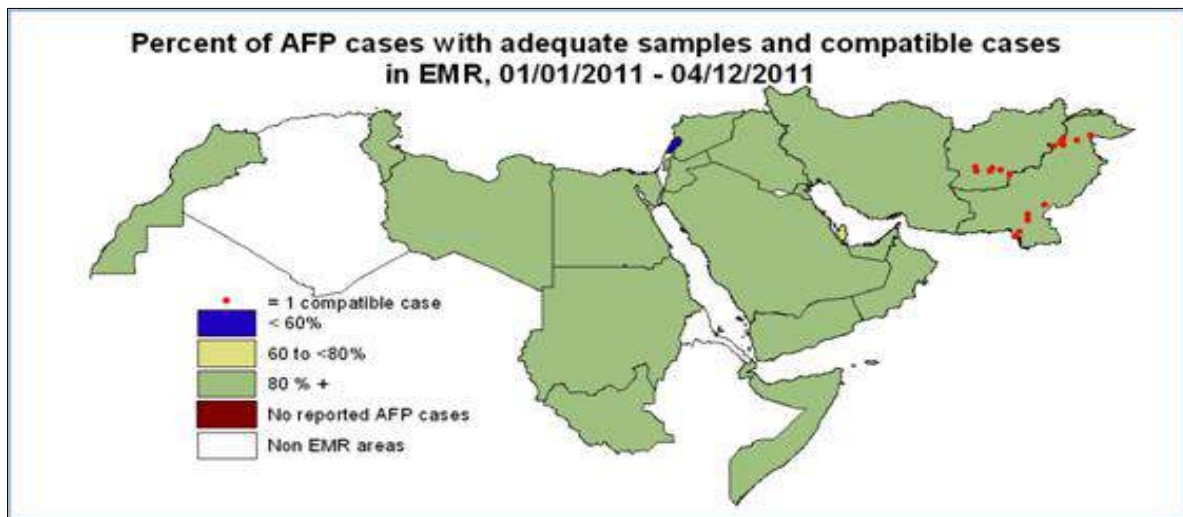
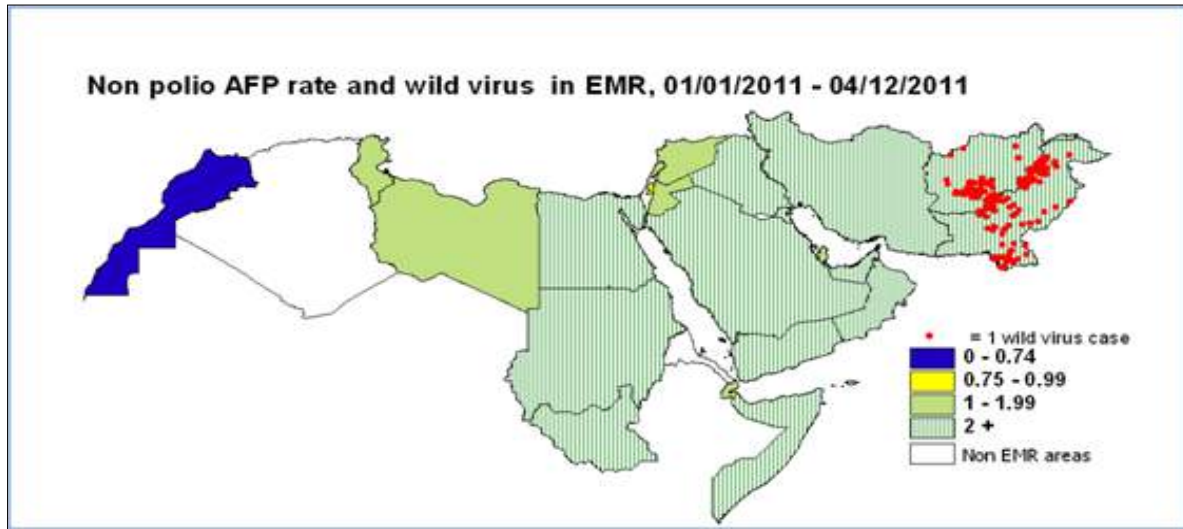
*** Environmental surveillance initiated in Egypt in September 2000 showed the following:

Year	2000	2001	2002	2003	2004	2005	2006	2007	2008	2009	2010	2011	Grand Total
Negative	52	55	136	299	469	499	492	458	444	481	415	380	4180
Pending													35
Wild	2	75	26	12	13	2			2		1		133
Grand Total	54	130	162	311	482	501	492	458	446	481	416	415	4348

In 2008, out of 446 samples, 2 positive for wild virus in Giza governorate (Al Haram Site) genomic sequence data indicate importation from Ethiopia / South Sudan & Cairo governorate (Al Haggana 2) genomic sequence data indicate nearest importation from India. In 2011, 1 positive sample for wild virus in Aswan governorate (Aswan City) genomic sequence data indicate nearest importation from Sudan.

****Environmental surveillance initiated in Pakistan in August 2009 showed the following:

Year	2009				2010								2011									
	Kh.BALDA TOWN	Kh.GADAP TOWN	Kh.GULSHAN-E-GBAL TOWN	LAHORE	Kh.BALDA TOWN	Kh.GADAP TOWN	Kh.GULSHAN-E-GBAL TOWN	LAHORE	FESHAWAR	RAWALPINDI	QUETTA	MILTAN	Kh.BALDA TOWN	Kh.GADAP TOWN	Kh.GULSHAN-E-GBAL TOWN	LAHORE	FESHAWAR	RAWALPINDI	QUETTA	MILTAN		
Negative	9	3	5	10	27	10	11	12	27	2	2	4	9	77	6	7	10	17	5	1	4	14
Pending															2	4	2	3	2	1	3	4
Wild	1	8	7	2	18	6	20	12	6	12	5	9	9	79	3	22	10	13	15	9	15	15
Grand Total	10	11	12	12	45	16	31	24	33	14	7	13	18	156	11	33	22	33	22	11	22	33



Wild polio cases by country and date of onset of paralysis in EMR, 2011

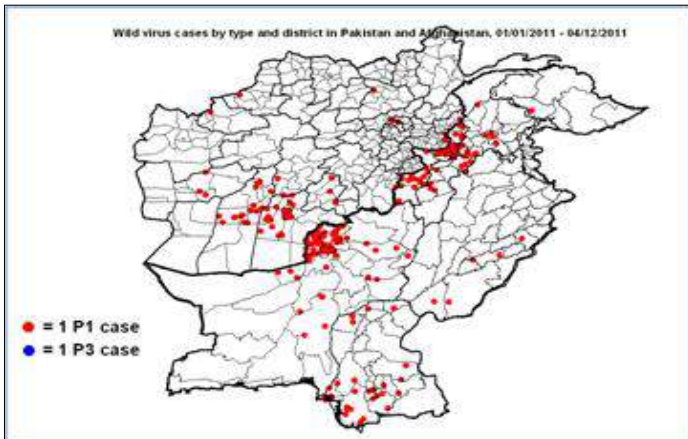
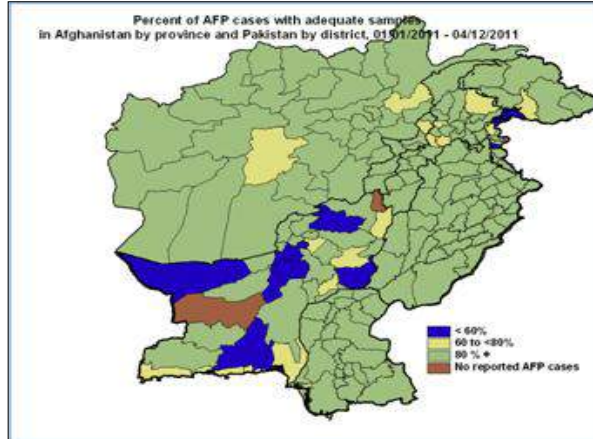
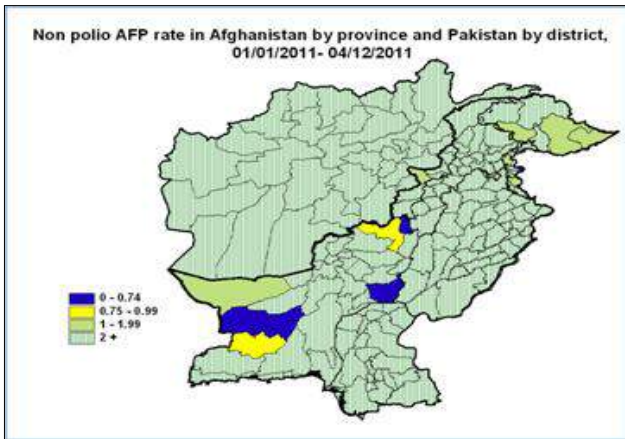
Year	COUNTRY	P1			P3			Total Count	First Case	Last Case
		Count	First Case	Last Case	Count	First Case	Last Case			
2011	AFG	59	11/01/2011	15/11/2011				59	11/01/2011	15/11/2011
	PAK	165	03/01/2011	17/11/2011	2	09/06/2011	27/09/2011	167	03/01/2011	17/11/2011
2011 Total		224	03/01/2011	17/11/2011	2	09/06/2011	27/09/2011	226	03/01/2011	17/11/2011



Wild Polio cases by district and date of onset of paralysis, Afghanistan 2011

PROVINCE	DISTRICT	P1			
		Count	First case	Last case	
BAGHLHAN	BAGHLAN	1	07/10/2011	07/10/2011	
FARYAB	ALMAR	1	06/10/2011	06/10/2011	
FARAH	BALA BULUK	1	10/06/2011	10/06/2011	
	BAKWA	2	26/04/2011	04/08/2011	
BADGHIS	MUQUR (B)	1	04/09/2011	04/09/2011	
PARWAN	CHAHARIKAR	2	30/08/2011	11/10/2011	
KAPISA	MAHMUD RAQI	1	14/11/2011	14/11/2011	
NANGARHAR	LAL PUR	1	28/09/2011	28/09/2011	
KUNAR	DANGAM	1	02/10/2011	02/10/2011	
PAKTIKA	BARMAL	1	14/10/2011	14/10/2011	
KANDAHAR	KANDAHAR	11	23/05/2011	18/10/2011	
	MAYWAND	6	25/04/2011	15/11/2011	
	PANJWAYI	3	15/08/2011	20/10/2011	
	ARGHANDAB (K)	1	25/09/2011	25/09/2011	
	DAMAN	2	11/01/2011	19/06/2011	
	SHAH WALI KOT	3	05/08/2011	03/11/2011	
ZABUL	QALAT	1	22/09/2011	22/09/2011	
	DAYCHOPAN	1	02/10/2011	02/10/2011	
	SHINKAY	1	05/10/2011	05/10/2011	
HILMAND	NAHRI SARRAJ	4	29/05/2011	06/11/2011	
	NAWAY_I_BARAKZAYI	1	30/08/2011	30/08/2011	
	NAD ALI	6	05/08/2011	11/10/2011	
	MUSA QALA	3	08/05/2011	28/06/2011	
	LASHKAR GAH	1	16/09/2011	16/09/2011	
	KAJAKI	1	01/09/2011	01/09/2011	
URUZGAN	NESH	1	25/09/2011	25/09/2011	
	SHAHIDI HASSAS	1	11/10/2011	11/10/2011	
Grand Total		59	11/01/2011	15/11/2011	

Kandahar P1 case (AFG/08/11/103) was identified as wild by a positive contact with date of stool collection 30/05/11
 Maywand P1 case (AFG/08/11/110) was identified as wild by a positive contact with date of stool collection 29/05/11
 Bala Buluk P1 case (AFG/03/11/132) was identified as wild by a positive contact with date of stool collection 13/06/11
 Arghandab (K) P1 case (AFG/08/11/257) was identified as wild by a positive contact with date of stool collection 14/10/11
 Chaharikar P1 case (AFG/05/11/240) was identified as wild by a positive contact with date of stool collection 23/10/211



* District RY Khan, Punjab Province, was identified as an infected district by isolating wild type P1 virus from a healthy child with date of stool collection 08/01/2011
 * District Nsirabad, Balochistan Province, was identified as an infected district by isolating wild type P1 virus from a healthy child with date of stool collection 26/01/2011
 * District Faisalabad, Punjab Province, was identified as an infected district by isolating wild type P1 virus from a healthy child with date of stool collection 28/07/2011
 * District Muzfargarh, Punjab Province, was identified as an infected district by isolating wild type P1 virus from a healthy child with date of stool collection 07/08/2011



Wild Polio cases by district and date of onset of paralysis, Pakistan 2011

PROVINCE	DISTRICT	P1			P3		
		Count	First case	Last case	Count	First case	Last case
BALOCHISTAN	QUETTA	14	22/06/2011	23/10/2011			
	PISHIN	15	19/02/2011	13/10/2011			
	KABDULAH	18	02/03/2011	14/11/2011			
	NOSHKI	3	01/04/2011	28/04/2011			
	LORALAI	3	05/09/2011	30/09/2011			
	BARKHAN	1	29/10/2011	29/10/2011			
	KSAIFULAH	1	20/09/2011	20/09/2011			
	KOHLU	1	08/07/2011	08/07/2011			
	DBUGTI	1	12/07/2011	12/07/2011			
	MASTUNG	2	20/10/2011	23/10/2011			
	KALAT	1	10/08/2011	10/08/2011			
	KHUZDAR	4	03/05/2011	17/10/2011			
	PUNJAB	OKARA	1	13/08/2011	13/08/2011		
VEHARI		1	16/10/2011	16/10/2011			
LODHRAN		1	04/09/2011	04/09/2011			
BAHAWALPUR		1	04/11/2011	04/11/2011			
RYKHAN		1	11/10/2011	11/10/2011			
SINDH	HYDERABAD	1	19/08/2011	19/08/2011			
	THATTA	7	10/04/2011	11/10/2011			
	BADIN	3	22/02/2011	19/09/2011			
	JAMSHORO	1	29/05/2011	29/05/2011			
	TMKHAN	2	18/02/2011	04/03/2011			
	T.ALLAHYAR	1	21/01/2011	21/01/2011			
	SANGHAR	2	20/01/2011	19/04/2011			
	UMERKOT	1	24/08/2011	24/08/2011			
	JACOBABAD	1	09/10/2011	09/10/2011			
	KASHMORE	1	07/10/2011	07/10/2011			
	KAMBAR	2	28/09/2011	05/10/2011			
	KHIBALDIA	1	07/10/2011	07/10/2011			
	KHIGADAP	2	05/04/2011	21/09/2011			
	KHIGIQBAL	1	10/10/2011	10/10/2011			
	KHIORANGI	1	29/03/2011	29/03/2011			
	KHISADDAR	1	05/04/2011	05/04/2011			
KHISITE	2	07/05/2011	16/09/2011				
GILGIT BALTISTAN	DIAMIR	1	18/05/2011	18/05/2011			
KHYBER PAKHTOON	BUNIR	3	10/09/2011	11/11/2011			
	DIRUPPER	1	19/09/2011	19/09/2011			
	PESHAWAR	5	16/01/2011	15/09/2011			
	NOWSHERA	2	22/09/2011	28/10/2011			
	SWABI	1	14/10/2011	14/10/2011			
	KOHAT	5	28/01/2011	17/11/2011			
	BANNU	1	21/05/2011	21/05/2011			
	LAKKIMRWT	3	09/03/2011	27/10/2011			
	TANK	1	17/11/2011	17/11/2011			
	TORGHAR	2	06/04/2011	22/05/2011			
FATA	BAJOUR	2	24/09/2011	11/11/2011			
	KHYBER	15	15/01/2011	13/11/2011	2	09/06/2011	27/09/2011
	MOHMAND	4	03/01/2011	05/07/2011			
	KURRAM	1	06/03/2011	06/03/2011			
	ORAKZAI	2	06/05/2011	15/06/2011			
	WAZIR-N	13	18/08/2011	11/11/2011			
	WAZIR-S	4	22/07/2011	17/10/2011			
Grand Total		165	03/01/2011	17/11/2011	2	09/06/2011	27/09/2011

Sanghar P1 case (SD/32/11/005) was identified as wild by a positive contact with date of stool collection 26/01/2011
Peshawar P1 case (NW/30/11/025) was identified as wild by a positive contact with date of stool collection 10/03/2011
Torghar P1 case (NW/15/11/001) was identified as wild by a positive contact with date of stool collection 21/04/2011
Khuzdar P1 case (BN/54/11/013) was identified as wild by a positive contact with date of stool collection 25/07/2011
Wazir-S P1 case (NW/65/11/015) was identified as wild by a positive contact with date of stool collection 12/10/2011