



Table 1: Acute Flaccid Paralysis (AFP) cases by week of onset

Country	Reported AFP cases by week of onset - Week (49/11)/ Ending on : (11/12/11)														
	Total AFP 2009	Total AFP 2010	Total AFP to date, 2011	W 38 25 Sep 11	W 39 02 Oct 11	W 40 09 Oct 11	W 41 16 Oct 11	W 42 23 Oct 11	W 43 30 Oct 11	W 44 06 Nov 11	W 45 13 Nov 11	W 46 20 Nov 11	W 47 27 Nov 11	W 48 04 Dec 11	W 49 11 Dec 11
Afghanistan	1477	1572	1679	33	30	35	41	41	25	30	31	29	33	23	3
Bahrain	7	10	7	0	0	0	2	0	0	0	0	0	0	1	0
Djibouti	6	3	5	0	0	0	0	0	0	0	0	0	0	0	0
Egypt	1126	1151	955	11	17	15	14	21	13	8	16	16	26	16	1
Iran	548	622	540	8	7	9	13	8	13	11	12	7	17	5	2
Iraq	412	489	478	11	14	15	17	5	5	1	7	14	0	4	
Jordan ****	31	40	24	1	1	1	0	1	2	0	1	0	0	0	
Kuwait	25	24	29	2	1	0	0	1	0	0	1	2	1	3	0
Lebanon ****	8	19	14	0	0	0	0	0	1	0	0	0	0		
Libya	44	46	30	1	1	1	0	0	0	2	0	3	1	1	0
Morocco	115	100	64	0	1	0	1	2	2	0	2	2	0	0	0
Oman	19	33	37	0	1	0	0	0	1	0	0	2	0	1	
Pakistan	5163	5393	5126	134	131	129	114	102	105	89	83	69	41	6	0
Palestine ****	18	15	16	0	0	0	0	0	0	0	0	0	0	2	0
Qatar	4	5	4	0	0	0	0	2	0	0	0	1	0	0	0
Saudi Arabia	195	239	198	1	5	6	5	1	3	4	2	3	1	1	0
Somalia	162	164	156	5	3	0	4	2	2	4	5	0	5		
Sudan	425	408	311	8	4	8	9	7	1	1	7	8	11	2	0
South Sudan	199	310	317	7	7	4	4	7	6	2	5	1	0		
Syria ****	203	194	151	3	4	2	5	4	0	2	1	3	1	0	
Tunisia	40	57	43	0	1	0	0	0	1	0	1	4	1	0	
U.A.E	17	18	22	0	0	0	0	1	0	0	0	0	3	1	0
Yemen	366	426	348	9	9	11	8	10	10	1	6	10	2	0	
Total EMR	10610	11338	10554	234	237	236	237	215	190	155	180	174	143	66	6

No data = No report received

Table 2: Confirmed polio cases by month of onset

Country	Total year 2009	Total year 2010	11/12		Confirmed polio cases by month of onset											
			2010	2011	January 2011	February 2011	March 2011	April 2011	May 2011	June 2011	July 2011	August 2011	September 2011	October 2011	November 2011	December 2011
Afghanistan	38	25	24	61	1	0	0	2	4	4	1	16	14	13	6	
Bahrain	0	0	0	0	0	0	0	0	0	0	0	0	0	0	0	
Djibouti	0	0	0	0	0	0	0	0	0	0	0	0	0	0	0	
Egypt	0	0	0	0	0	0	0	0	0	0	0	0	0	0	0	
Iran	0	0	0	0	0	0	0	0	0	0	0	0	0	0	0	
Iraq	0	0	0	0	0	0	0	0	0	0	0	0	0	0	0	
Jordan ****	0	0	0	0	0	0	0	0	0	0	0	0	0	0	0	
Kuwait	0	0	0	0	0	0	0	0	0	0	0	0	0	0	0	
Lebanon ****	0	0	0	0	0	0	0	0	0	0	0	0	0	0	0	
Libya	0	0	0	0	0	0	0	0	0	0	0	0	0	0	0	
Morocco	0	0	0	0	0	0	0	0	0	0	0	0	0	0	0	
Oman	0	0	0	0	0	0	0	0	0	0	0	0	0	0	0	
Pakistan	89	144	139	173	8	8	11	12	13	8	11	17	34	37	14	
Palestine ****	0	0	0	0	0	0	0	0	0	0	0	0	0	0	0	
Qatar	0	0	0	0	0	0	0	0	0	0	0	0	0	0	0	
Saudi Arabia	0	0	0	0	0	0	0	0	0	0	0	0	0	0	0	
Somalia	0	0	0	0	0	0	0	0	0	0	0	0	0	0	0	
Sudan	5	0	0	0	0	0	0	0	0	0	0	0	0	0	0	
South Sudan	40	0	0	0	0	0	0	0	0	0	0	0	0	0	0	
Syria ****	0	0	0	0	0	0	0	0	0	0	0	0	0	0	0	
Tunisia	0	0	0	0	0	0	0	0	0	0	0	0	0	0	0	
U.A.E	0	0	0	0	0	0	0	0	0	0	0	0	0	0	0	
Yemen	0	0	0	0	0	0	0	0	0	0	0	0	0	0	0	
Total EMR	172	169	163	234	9	8	11	14	17	12	12	33	48	50	20	0

**** UNRWA cases are included with those of country of residence



Table 3: Investigation of AFP cases with paralysis onset in 2010 & 2011 (up to week 49 ending 11 December 2011)

COUNTRY	2010												2011												Latest line List Date
	Total AFP cases onset 2010	AFP					Specimen	Wild isolates ****		Total AFP cases onset 2011	AFP					Specimen	Wild isolates ****								
		Total Confirmed Polio Cases *	Polio Compatible	Pending Classification	Discarded (non polio AFP)	VDPV		Non polio AFP rate **	AFP cases pending classification > 90 days from onset of paralysis		AFP cases pending classification and lab > 90 days from onset of paralysis	% with *** adequate specimens	Wild P1 Poliovirus	Wild P3 Poliovirus	Total Confirmed Polio Cases *		Polio Compatible	Pending Classification	Discarded (non polio AFP)	VDPV	Annualized Non polio AFP rate **	AFP cases pending classification > 90 days from onset of paralysis	AFP cases pending classification and lab > 90 days from onset of paralysis	% with *** adequate specimens	
Afghanistan	1572	25	5	0	1537	5	9.08	0	0	92.62	17	8	1679	61	6	108	1503	1	9.82	4	3	93.03	61	0	11/12/2011
Bahrain	10	0	0	0	10	0	4.87	0	0	80.00	0	0	7	0	0	3	4	0	3.61	0	0	100.00	0	0	11/12/2011
Djibouti	3	0	0	0	3	0	1.23	0	0	33.33	0	0	5	0	0	0	5	0	1.84	0	0	80.00	0	0	04/12/2011
Egypt	1151	0	0	0	1151	0	3.73	0	0	94.87	0	0	955	0	0	79	875	1	3.29	0	0	91.41	0	0	08/12/2011
Iran	622	0	0	0	622	0	3.51	0	0	90.68	0	0	540	0	0	27	511	2	3.22	3	1	90.00	0	0	11/12/2011
Iraq	489	0	0	0	488	1	3.39	0	0	86.91	0	0	478	0	0	30	448	0	3.51	6	1	89.54	0	0	10/12/2011
Jordan	40	0	0	0	40	0	1.76	0	0	95.00	0	0	24	0	0	8	16	0	1.05	0	0	100.00	0	0	04/12/2011
Kuwait	24	0	0	0	24	0	3.33	0	0	100.00	0	0	29	0	0	4	25	0	4.12	0	0	93.10	0	0	11/12/2011
Lebanon	19	0	0	0	19	0	1.72	0	0	47.37	0	0	14	0	0	7	7	0	1.34	6	0	57.14	0	0	03/12/2011
Libya	46	0	0	0	46	0	2.25	0	0	100.00	0	0	30	0	0	7	23	0	1.55	0	0	100.00	0	0	11/12/2011
Morocco	100	0	0	0	100	0	1.01	0	0	78.00	0	0	64	0	0	6	58	0	0.68	0	0	79.69	0	0	11/12/2011
Oman	33	0	0	0	33	0	4.28	0	0	87.88	0	0	37	0	0	3	34	0	5.08	0	0	94.59	0	0	10/12/2011
Pakistan	5393	144	24	0	5225	0	6.34	0	0	88.39	120	24	5126	173	13	262	4678	0	6.34	50	6	88.86	171	2	12/12/2011
Palestine	15	0	0	0	15	0	0.94	0	0	100.00	0	0	16	0	0	2	14	0	1.05	0	0	100.00	0	0	11/12/2011
Qatar	5	0	0	0	5	0	2.14	0	0	80.00	0	0	4	0	0	3	1	0	1.82	0	0	75.00	0	0	11/12/2011
Saudi Arabia	239	0	0	0	239	0	2.83	0	0	96.65	0	0	198	0	0	27	171	0	2.43	0	0	98.99	0	0	11/12/2011
Somalia	164	0	0	0	160	4	3.38	0	0	99.39	0	0	156	0	0	14	135	6	3.29	0	0	99.36	0	0	02/12/2011
Sudan	408	0	0	0	408	0	2.80	0	0	97.30	0	0	311	0	0	13	298	0	2.22	0	0	96.78	0	0	11/12/2011
South Sudan	310	0	2	0	308	0	4.06	0	0	92.90	0	0	317	0	0	16	300	2	4.4	0	0	93.06	0	0	02/12/2011
Syria	194	0	0	0	193	1	2.02	0	0	95.36	0	0	151	0	0	9	142	0	1.63	0	0	94.04	0	0	07/12/2011
Tunisia	57	0	0	0	57	0	2.18	0	0	92.98	0	0	43	0	0	6	37	0	1.66	0	0	93.02	0	0	07/12/2011
U.A.E	18	0	0	0	18	0	1.78	0	0	100.00	0	0	22	0	0	4	18	0	2.3	0	0	100.00	0	0	11/12/2011
Yemen	426	0	0	0	426	0	3.86	0	0	96.48	0	0	348	0	0	79	261	8	3.34	12	11	94.25	0	0	10/12/2011
EMR	11338	169	31	0	11127	11	4.63	0	0	90.86	137	32	10554	234	19	717	9564	20	4.5	81	22	90.85	232	2	
2009	10610	172	29	0	10401	8	4.40	0	0	91.06	122	52													

* Confirmed polio cases refer to wild isolation from AFP cases or from contacts of negative index AFP cases

** Non-polio AFP per 100,000 children <15 years

*** Adequate here refers to two stool specimens collected at least 24 hours apart, within 14 days of paralysis onset

**** AFP cases co infected with P1 and P3 are counted separately as wild isolates



Week 49, ending 11 December 2011

Table 4: Investigation of contacts of AFP cases with paralysis onset in 2011 (up to week 49 ending 11/12/ 2011)

Country	No. of AFP cases	No. of eligible AFP cases for contact sampling*	% of eligible AFP cases with contact samplings	% of eligible AFP cases with 3+ contacts	Total number of Contacts**	% of contacts under 5 years	% of contacts with specimens collected within 7 days of notification of index	% Contact specimens in lab within 3 days of collection	% Contact specimens positive for NPEV	% Contact specimens positive for Sabin like virus	No. of contacts positive for wild virus	% of wild polio virus isolation from contacts	No. of Contacts positive for VDPVs	No. of -ve index AFP cases identified positive by contact	No. of district identified infected from contacts
Afghanistan	1679	117	82.9	82.9	687	95.9	74.2	31.7	24.6	3.4	11	1.7		6	4
Bahrain	7	0			0						0			0	0
Djibouti	5	1	0.0	0.0	0						0			0	0
Egypt	955	99	81.8	81.8	417	78.7	67.6	97.7	14.7	3.9	0	0.0		0	0
Iran	540	54	33.3	24.1	122	71.3	39.3	89.2	1.7	9.2	0	0.0		0	0
Iraq	478	50	70.0	58.0	137	73.7	32.1	83.0	14.8	2.2	0	0.0		0	0
Jordan	24	0			0						0			0	0
Kuwait	29	2	100.0	100.0	74	43.2	79.7	100.0	1.5	0.0	0	0.0		0	0
Lebanon	14	6	50.0	33.3	12	8.3	33.3	0.0	0.0	0.0	0	0.0		0	0
Libya	30	0			0						0			0	0
Morocco	64	13	46.2	38.5	28	42.9	71.4	82.6	13.0	0.0	0	0.0		0	0
Oman	37	2	0.0	0.0	22	95.5	77.3	100.0	22.7	9.1	0	0.0		0	0
Pakistan	5126	571	86.2	84.4	1753	90.8	64.2	76.5	25.7	5.2	16	1.0		6	2
Palestine	16	0			0						0			0	0
Qatar	4	1	0.0	0.0	0						0			0	0
Saudi Arabia	198	2	100.0	100.0	17	88.2	17.6	60.0	0.0	0.0	0	0.0		0	0
Somalia	156	1	100.0	100.0	444	89.0	98.6	11.9	14.4	3.9	0	0.0	9	0	0
Sudan	311	10	90.0	90.0	278	85.6	52.9	31.5	11.2	2.5	0	0.0		0	0
South Sudan	317	22	77.3	68.2	884	84.6	89.1	1.4	16.2	1.4	0	0.0	2	0	0
Syria	151	9	66.7	55.6	52	80.8	65.4	78.7	10.6	0.0	0	0.0		0	0
Tunisia	43	3	66.7	66.7	28	25.0	53.6	56.5	8.7	0.0	0	0.0		0	0
U.A.E.	22	0			0						0			0	0
Yemen	348	20	75.0	75.0	94	71.3	51.1	0.0	23.1	2.6	0	0.0	1	0	0
Grand Total 2011	10554	983	80.0	77.3	5049	86.0	70.9	51.4	19.6	3.8	27	0.6	12	12	6
Grand Total 2010	11338	1062	80.8	75.9	5146	82.9	71.7	53.5	18.6	3.3	13	0.3	7	8	4

* Eligible refers to AFP cases with inadequate stool specimens

** Total number of contacts from eligible AFP cases and from other AFP cases as per with country criteria for contact sampling

Last wild contacts in EMRO, 01/01/2011-11/12/2011

Year	Country	Data	Date of Most Recent stool collection
		Count of wild contacts	
2011	Afghanistan	11	24/11/2011
	Pakistan	16	21/11/2011
	Grand Total	27	24/11/2011



Table 5: Laboratory investigation of AFP cases with paralysis onset in 2011 (up to week 49 ending 11 December 2011)

Country	Polio laboratories Sequencing performed by CDC and RIVM laboratories	AFP cases with specimens	Preliminary virus isolation results of AFP cases						Poliovirus intratypic differentiation results #									Indicators				Latest report Date				
			Referred for ITD		NPEV only	Negative	Pending		Type 1			Type 2			Type 3			Discordant pending sequence	NPEV by PCR	Non-EV	Pending ITD		% specimens positive for NPEV*	% AFP cases with culture results within 14 days	% AFP cases with ITD results within 7 days	% AFP cases with ITD results within 45 days of onset**
			L20B+	L20B+INPEV			received <= 14 days	received > 14 days ago	Wild	Sabin	VDPV	Wild	Sabin	VDPV	Wild	Sabin	VDPV									
Afghanistan	RRL Pakistan	1638	108	5	337	1118	68	2	55	33			11	1	28		1	3		19%	99%	98%	98%	09/12/2011		
Bahrain	PNL Oman	6			3	3														50%	100%		100%	05/12/2011		
Djibouti	NPL Kenya	5			1	4														20%			100%	04/12/2011		
Egypt***	RRL Egypt	928	19	5	128	750	17	9	4	1		2		12		2	5	1	13%	92%	100%	99%	05/12/2011			
Iran	NPL Iran	527	19		6	484	11	7	3			4	2	3				8	1%	100%	100%	97%	03/12/2011			
Iraq	NPL Iraq, RRL Egypt	477	15		80	369	11	5	2			3		5					16%	100%	100%	70%	10/12/2011			
Jordan	NPL Jordan, RRL Tunisia	27	1			25		1	1										7%	96%	100%	100%	11/12/2011			
Kuwait	RRL Kuwait	28				24		4											1%	92%		100%	04/12/2011			
Lebanon	RRL Egypt	18			2	16													7%	100%		57%	05/12/2011			
Libya	RRL Tunisia	30	1		1	23	3	2	1										2%	96%	100%	84%	02/12/2011			
Morocco	NPL Morocco, RRL Tunisia	61			2	58	1												7%	100%		94%	09/12/2011			
Oman	NPL Oman	36			5	31													15%	97%		100%	05/12/2011			
Pakistan	RRL Pakistan	5178	351	38	1119	3534	135	1	165	104		57		2	112		2	21	20%	100%	97%	97%	09/12/2011			
Palestine & UNRWA		16			1	12	2												8%	7%		93%	11/12/2011			
Qatar	NPL Oman	2				2													0%	100%		100%	05/12/2011			
Saudi Arabia	NPL Saudi Arabia, NPL Oman	202	1			187	3	11				1							0%	77%	100%	99%	11/12/2011			
Somalia	NPL Kenya	156	17		23	102	4	10				9	2	6					16%	3%		99%	02/12/2011			
Sudan	NPL Sudan, NICD, S. Africa	310	7	1	49	241	12							3					13%	89%	100%	100%	11/12/2011			
South Sudan	NPL Kenya	317	10		53	240		14		2		5		6					17%	1%		96%	02/12/2011			
Syria	NPL Syria, RRL Tunisia	145	2		11	131	1							1					8%	97%	100%	50%	07/12/2011			
Tunisia	RRL Tunisia	41			1	37	1	2											4%	100%		100%	02/12/2011			
U.A.E	NPL Oman	18			2	16													8%	100%		100%	05/12/2011			
Yemen	NPL Oman	273	11	3	41	218			2			3	7	2			2		15%	94%	100%	15%	05/12/2011			
Total EMR 2011		10439	562	52	1865	7625	269	68	220	152	1	95	12	2	178		1	4	37	3	17%	93%	98%	95%		
Total EMR 2010		11130	549	35	2051	8492			130	205		110	6	31	189		4	20	1	16%	94%	98%	97%			

* Specimens from all sources including non-AFP cases, excluding environmental samples

** This indicator reflects surveillance and laboratory activities

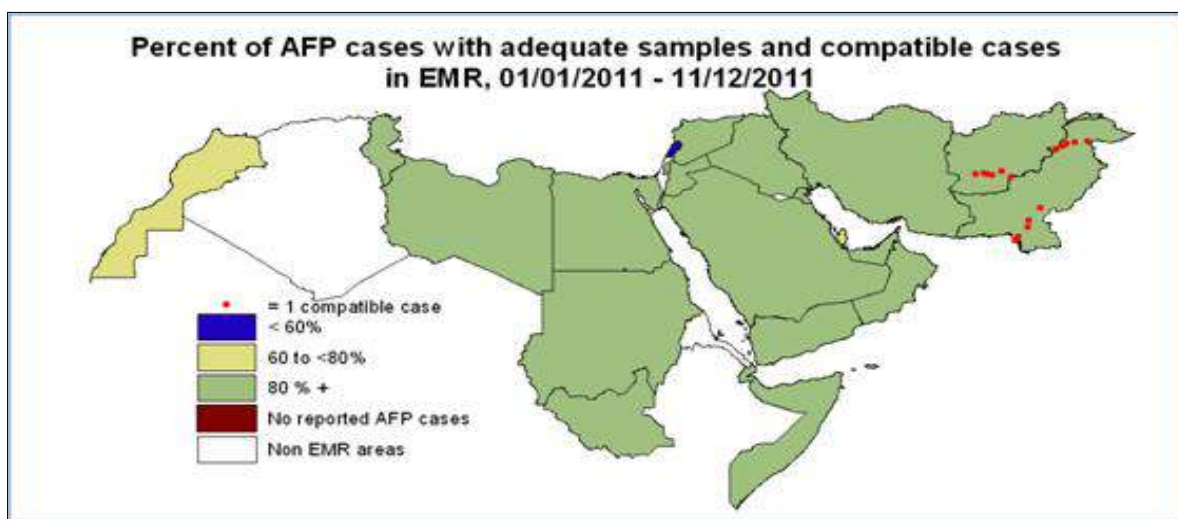
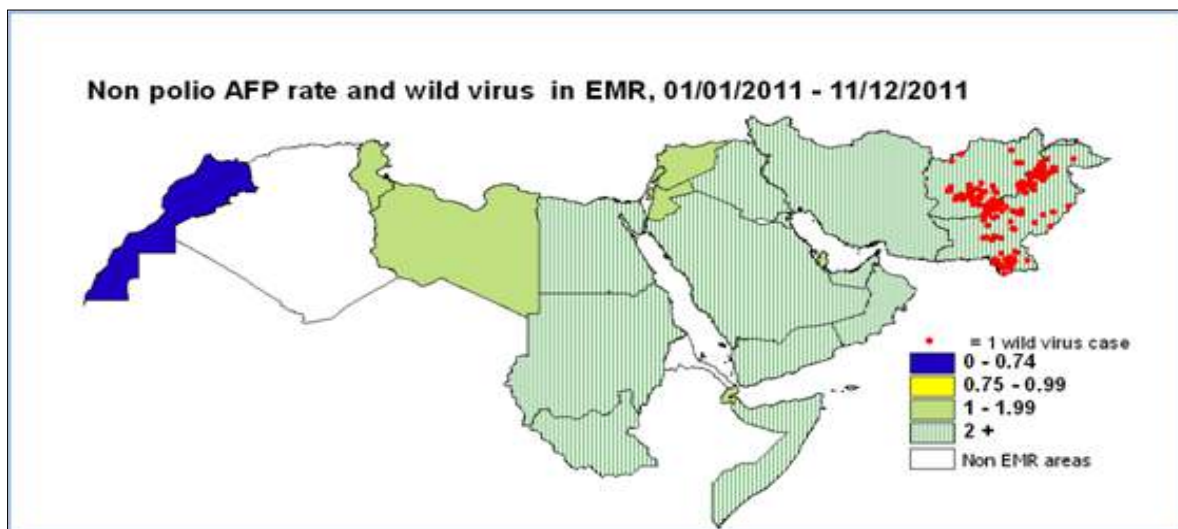
*** Environmental surveillance initiated in Egypt in September 2000 showed the following:

Year	2000	2001	2002	2003	2004	2005	2006	2007	2008	2009	2010	2011	Grand Total
Negative	52	55	136	299	469	499	492	458	444	481	415	380	4180
Pending													35
Wild	2	75	26	12	13	2			2		1		133
Grand Total	54	130	162	311	482	501	492	458	446	481	416	415	4348

In 2008, out of 446 samples, 2 positive for wild virus in Giza governorate (Al Haram Site) genomic sequence data indicate importation from Ethiopia / South Sudan & Cairo governorate (Al Haggana 2) genomic sequence data indicate nearest importation from India. In 2011, 1 positive sample for wild virus in Aswan governorate (Aswan City) genomic sequence data indicate nearest importation from Sudan.

****Environmental surveillance initiated in Pakistan in August 2009 showed the following:

Year	2009				2010								2011				2011 Total						
Status	Kh.BALDA TOWN	Kh.GADAP TOWN	Kh.GUL SHAN-E-QBAL TOWN	LAHORE	Kh.BALDA TOWN	Kh.GADAP TOWN	Kh.GUL SHAN-E-QBAL TOWN	LAHORE	PESHAWAR	RAWALPINDI	QUETTA	MILTAN	Kh.BALDA TOWN	Kh.GADAP TOWN	Kh.GUL SHAN-E-QBAL TOWN	LAHORE	PESHAWAR	RAWALPINDI	QUETTA	MILTAN			
Negative	9	3	5	10	27	10	11	12	27	2	2	4	9	77	6	7	10	17	5	1	4	14	64
Pending															2	5	3	4	2	1	3	5	25
Wild	1	8	7	2	18	6	20	12	6	12	5	9	9	79	3	22	10	13	15	9	15	15	102
Grand Total	10	11	12	12	45	16	31	24	33	14	7	13	18	156	11	34	23	34	22	11	22	34	191



Wild polio cases by country and date of onset of paralysis in EMR, 2011

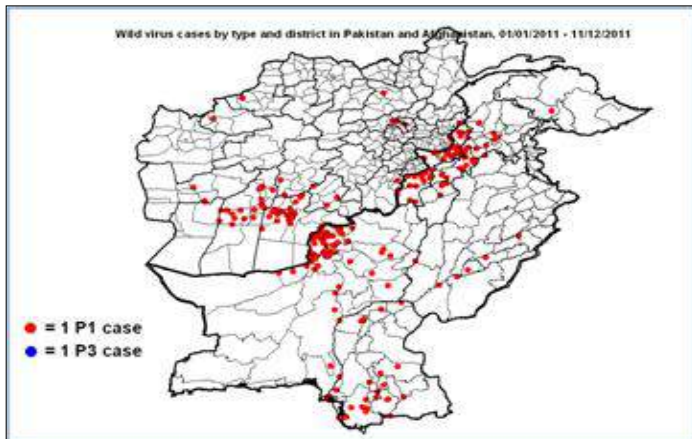
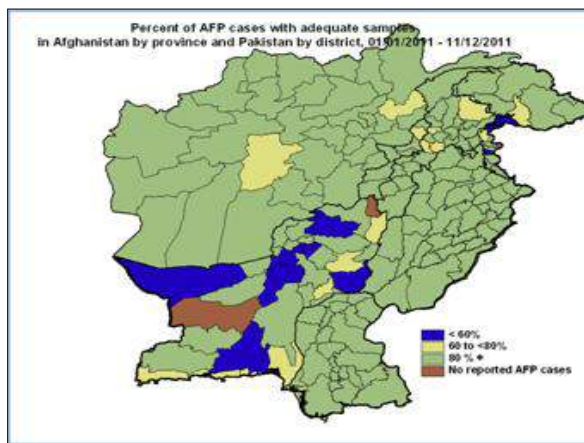
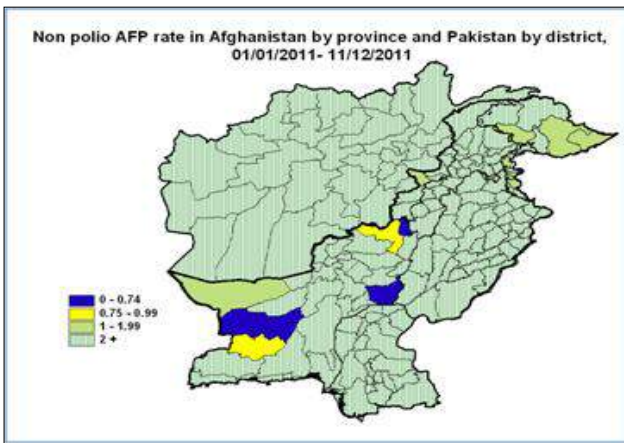
Year	COUNTRY	P1			P3			Total Count	First Case	Last Case
		Count	First Case	Last Case	Count	First Case	Last Case			
2011	AFG	61	11/01/2011	21/11/2011				61	11/01/2011	21/11/2011
	PAK	171	03/01/2011	27/11/2011	2	09/06/2011	27/09/2011	173	03/01/2011	27/11/2011
2011 Total		232	03/01/2011	27/11/2011	2	09/06/2011	27/09/2011	234	03/01/2011	27/11/2011



Wild Polio cases by district and date of onset of paralysis, Afghanistan 2011

PROVINCE	DISTRICT	P1		
		Count	First case	Last case
HILMAND	NAD ALI	7	05/08/2011	21/11/2011
	NAHRI SARRAJ	4	29/05/2011	06/11/2011
	LASHKAR GAH	1	16/09/2011	16/09/2011
	KAJAKI	1	01/09/2011	01/09/2011
	NAWAY_I_BARAKZAYI	1	30/08/2011	30/08/2011
	MUSA QALA	3	08/05/2011	28/06/2011
KANDAHAR	MAYWAND	6	25/04/2011	15/11/2011
	SHAH WALI KOT	3	05/08/2011	03/11/2011
	PANJWAYI	3	15/08/2011	20/10/2011
	KANDAHAR	11	23/05/2011	18/10/2011
	ARGHANDAB (K)	1	25/09/2011	25/09/2011
	DAMAN	2	11/01/2011	19/06/2011
KAPISA	MAHMUD RAQI	1	14/11/2011	14/11/2011
PARWAN	CHAHARIKAR	3	30/08/2011	04/11/2011
PAKTIKA	BARMAL	1	14/10/2011	14/10/2011
URUZGAN	SHAHIDI HASSAS	1	11/10/2011	11/10/2011
	NESH	1	25/09/2011	25/09/2011
BAGHLHAN	BAGHLAN	1	07/10/2011	07/10/2011
FARYAB	ALMAR	1	06/10/2011	06/10/2011
ZABUL	SHINKAY	1	05/10/2011	05/10/2011
	DAYCHOPAN	1	02/10/2011	02/10/2011
	QALAT	1	22/09/2011	22/09/2011
KUNAR	DANGAM	1	02/10/2011	02/10/2011
NANGARHAR	LAL PUR	1	28/09/2011	28/09/2011
BADGHIS	MUQR (B)	1	04/09/2011	04/09/2011
FARAH	BAKWA	2	26/04/2011	04/08/2011
	BALA BULUK	1	10/06/2011	10/06/2011
Grand Total		61	11/01/2011	21/11/2011

Kandahar P1 case (AFG/08/11/103) was identified as wild by a positive contact with date of stool collection 30/05/11
 Maywand P1 case (AFG/08/11/110) was identified as wild by a positive contact with date of stool collection 29/05/11
 Bala Buluk P1 case (AFG/03/11/132) was identified as wild by a positive contact with date of stool collection 13/06/11
 Arghandab (K) P1 case (AFG/08/11/257) was identified as wild by a positive contact with date of stool collection 14/10/11
 Chaharikar P1 case (AFG/05/11/240) was identified as wild by a positive contact with date of stool collection 23/10/211
 Chaharikar P1 case (AFG/05/11/271) was identified as wild by a positive contact with date of stool collection 24/11/2011



* District RY Khan, Punjab Province, was identified as an infected district by isolating wild type P1 virus from a healthy child with date of stool collection 08/01/2011
 * District Nsirabad, Balochistan Province, was identified as an infected district by isolating wild type P1 virus from a healthy child with date of stool collection 26/01/2011
 * District Faisalabad, Punjab Province, was identified as an infected district by isolating wild type P1 virus from a healthy child with date of stool collection 28/07/2011
 * District Muzfargarh, Punjab Province, was identified as an infected district by isolating wild type P1 virus from a healthy child with date of stool collection 07/08/2011



Wild Polio cases by district and date of onset of paralysis, Pakistan 2011

PROVINCE	DISTRICT	P1			P3		
		Count	First case	Last case	Count	First case	Last case
BALOCHISTAN	KABDULAH	19	02/03/2011	27/11/2011			
	HARNAI	1	26/11/2011	26/11/2011			
	PISHIN	16	19/02/2011	12/11/2011			
	BARKHAN	1	29/10/2011	29/10/2011			
	MASTUNG	2	20/10/2011	23/10/2011			
	QUETTA	14	22/06/2011	23/10/2011			
	KSAIFULAH	2	20/09/2011	20/10/2011			
	KHUZDAR	4	03/05/2011	17/10/2011			
	LORALAI	3	05/09/2011	30/09/2011			
	KALAT	1	10/08/2011	10/08/2011			
	DBUGTI	1	12/07/2011	12/07/2011			
	KOHLU	1	08/07/2011	08/07/2011			
	NOSHKI	3	01/04/2011	28/04/2011			
	KHYBER PAKHTOON	BANNU	2	21/05/2011	24/11/2011		
KOHAT		6	28/01/2011	22/11/2011			
TANK		1	17/11/2011	17/11/2011			
BUNIR		3	10/09/2011	11/11/2011			
NOWSHERA		2	22/09/2011	28/10/2011			
LAKKIMRWT		3	09/03/2011	27/10/2011			
SWABI		1	14/10/2011	14/10/2011			
DIRUPPER		1	19/09/2011	19/09/2011			
PESHAWAR		5	16/01/2011	15/09/2011			
TORGHAR		2	06/04/2011	22/05/2011			
FATA	KHYBER	15	15/01/2011	13/11/2011	2	09/06/2011	27/09/2011
	BAJOUR	2	24/09/2011	11/11/2011			
	WAZIR-N	13	18/08/2011	11/11/2011			
	WAZIR-S	4	22/07/2011	17/10/2011			
	MOHMAND	4	03/01/2011	05/07/2011			
	ORAKZAI	2	06/05/2011	15/06/2011			
PUNJAB	KURRAM	1	06/03/2011	06/03/2011			
	BAHAWALPUR	1	04/11/2011	04/11/2011			
	VEHARI	1	16/10/2011	16/10/2011			
	RYKHAN	1	11/10/2011	11/10/2011			
	LODHRAN	1	04/09/2011	04/09/2011			
SINDH	OKARA	1	13/08/2011	13/08/2011			
	THATTA	7	10/04/2011	11/10/2011			
	KHIGIQBAL	1	10/10/2011	10/10/2011			
	JACOBABAD	1	09/10/2011	09/10/2011			
	KASHMORE	1	07/10/2011	07/10/2011			
	KHIBALDIA	1	07/10/2011	07/10/2011			
	KAMBAR	2	28/09/2011	05/10/2011			
	KHIGADAP	2	05/04/2011	21/09/2011			
	BADIN	3	22/02/2011	19/09/2011			
	KHISITE	2	07/05/2011	16/09/2011			
	UMERKOT	1	24/08/2011	24/08/2011			
	HYDERABAD	1	19/08/2011	19/08/2011			
	JAMSHORO	1	29/05/2011	29/05/2011			
	SANGHAR	2	20/01/2011	19/04/2011			
	KHISADDAR	1	05/04/2011	05/04/2011			
	KHIORANGI	1	29/03/2011	29/03/2011			
	TMKHAN	2	18/02/2011	04/03/2011			
T.ALLAHYAR	1	21/01/2011	21/01/2011				
GILGIT BALTISTAN	DIAMIR	1	18/05/2011	18/05/2011			
Grand Total		171	03/01/2011	27/11/2011	2	09/06/2011	27/09/2011

Sanghar P1 case (SD/32/11/005) was identified as wild by a positive contact with date of stool collection 26/01/2011
Peshawar P1 case (NW/30/11/025) was identified as wild by a positive contact with date of stool collection 10/03/2011
Torghar P1 case (NW/15/11/001) was identified as wild by a positive contact with date of stool collection 21/04/2011
Khuzdar P1 case (BN/54/11/013) was identified as wild by a positive contact with date of stool collection 25/07/2011
Wazir-S P1 case (NW/65/11/015) was identified as wild by a positive contact with date of stool collection 12/10/2011
Ksaifulah P1 case (BN/25/11/005) was identified as wild by a positive contact with date of stool collection 21/11/2011