



Table 1: Acute Flaccid Paralysis (AFP) cases by week of onset

| Country | Reported AFP cases by week of onset - Week (04/12)/ Ending on : (29/01/12) | | | | | | | | | | | | | | |
|------------------|--|----------------|-------------------------|-------------------|-------------------|-------------------|-------------------|-------------------|-------------------|-------------------|-------------------|-------------------|-------------------|-------------------|-------------------|
| | Total AFP 2010 | Total AFP 2011 | Total AFP to date, 2012 | W 45 13 Nov 11 | W 46 20 Nov 11 | W 47 27 Nov 11 | W 48 04 Dec 11 | W 49 11 Dec 11 | W 50 18 Dec 12 | W 51 25 Dec 12 | W 52 01 Jan 12 | W 01 08 Jan 12 | W 02 15 Jan 12 | W 03 22 Jan 12 | W 04 29 Jan 12 |
| Afghanistan | 1572 | 1822 | 104 | 33 | 29 | 36 | 42 | 34 | 27 | 32 | 33 | 32 | 34 | 24 | 7 |
| Bahrain | 10 | 8 | 1 | 0 | 0 | 0 | 1 | 0 | 0 | 1 | 0 | 0 | 1 | 0 | 0 |
| Djibouti | 3 | 6 | 0 | 0 | 0 | 0 | 0 | 1 | 0 | 0 | 0 | 0 | 0 | 0 | 0 |
| Egypt | 1151 | 1022 | 54 | 16 | 16 | 26 | 16 | 14 | 18 | 25 | 20 | 15 | 21 | 8 | 1 |
| Iran | 622 | 601 | 36 | 11 | 7 | 17 | 11 | 18 | 13 | 17 | 13 | 16 | 15 | 2 | 0 |
| Iraq | 489 | 527 | 18 | 7 | 16 | 5 | 12 | 13 | 9 | 8 | 4 | 10 | 7 | 0 | |
| Jordan **** | 40 | 30 | 0 | 1 | 1 | 1 | 0 | 1 | 0 | 3 | 0 | 0 | | | |
| Kuwait | 24 | 37 | 3 | 1 | 2 | 1 | 3 | 0 | 4 | 0 | 5 | 2 | 0 | 0 | |
| Lebanon **** | 19 | 22 | 0 | 0 | 1 | 1 | 0 | 0 | 1 | 1 | 0 | 0 | | | |
| Libya | 46 | 35 | 1 | 0 | 3 | 1 | 2 | 1 | 0 | 1 | 1 | 0 | 1 | | |
| Morocco | 100 | 76 | 4 | 2 | 2 | 0 | 1 | 2 | 4 | 4 | 1 | 1 | 3 | 0 | |
| Oman | 33 | 40 | 2 | 0 | 2 | 0 | 1 | 0 | 1 | 1 | 1 | 0 | 0 | 1 | 1 |
| Pakistan | 5393 | 5681 | 131 | 100 | 99 | 88 | 82 | 104 | 85 | 80 | 72 | 51 | 49 | 13 | |
| Palestine **** | 15 | 17 | 0 | 0 | 1 | 0 | 2 | 0 | 0 | 0 | 0 | 0 | 0 | 0 | 0 |
| Qatar | 5 | 6 | 0 | 0 | 1 | 0 | 0 | 0 | 0 | 0 | 2 | 0 | 0 | 0 | 0 |
| Saudi Arabia | 239 | 213 | 13 | 2 | 3 | 1 | 1 | 2 | 6 | 4 | 7 | 5 | 3 | 1 | |
| Somalia | 164 | 172 | 4 | 5 | 0 | 5 | 2 | 3 | 2 | 5 | 4 | 2 | 2 | | |
| Sudan | 408 | 361 | 19 | 7 | 8 | 14 | 8 | 11 | 9 | 15 | 6 | 8 | 7 | 4 | 0 |
| South Sudan | 310 | 341 | 2 | 6 | 5 | 1 | 5 | 5 | 3 | 1 | 1 | 2 | 0 | 0 | |
| Syria **** | 194 | 167 | 2 | 1 | 3 | 3 | 3 | 1 | 2 | 2 | 6 | 0 | 2 | 0 | |
| Tunisia | 57 | 47 | 0 | 1 | 4 | 1 | 0 | 0 | 1 | 3 | 0 | 0 | 0 | | |
| U.A.E | 18 | 25 | 6 | 0 | 0 | 3 | 1 | 2 | 1 | 0 | 0 | 2 | 1 | 3 | 0 |
| Yemen | 426 | 385 | 10 | 6 | 10 | 5 | 4 | 7 | 6 | 8 | 11 | 3 | 4 | 0 | |
| Total EMR | 11338 | 11641 | 410 | 199 | 213 | 209 | 197 | 219 | 192 | 211 | 187 | 149 | 150 | 56 | 9 |

No data = No report received

Table 2: Confirmed polio cases by month of onset

| Country | Total year 2010 | Total year 2011 | 29/01 | | Confirmed polio cases by month of onset | | | | | | | | | | | |
|------------------|-----------------|-----------------|----------|----------|---|------------|------------|-----------|-----------|-----------|-------------|----------------|--------------|---------------|---------------|--------------|
| | | | 2011 | 2012 | February 2011 | March 2011 | April 2011 | May 2011 | June 2011 | July 2011 | August 2011 | September 2011 | October 2011 | November 2011 | December 2011 | January 2012 |
| Afghanistan | 25 | 80 | 1 | 1 | 0 | 0 | 2 | 4 | 4 | 1 | 16 | 14 | 13 | 15 | 10 | 1 |
| Bahrain | 0 | 0 | 0 | 0 | 0 | 0 | 0 | 0 | 0 | 0 | 0 | 0 | 0 | 0 | 0 | 0 |
| Djibouti | 0 | 0 | 0 | 0 | 0 | 0 | 0 | 0 | 0 | 0 | 0 | 0 | 0 | 0 | 0 | 0 |
| Egypt | 0 | 0 | 0 | 0 | 0 | 0 | 0 | 0 | 0 | 0 | 0 | 0 | 0 | 0 | 0 | 0 |
| Iran | 0 | 0 | 0 | 0 | 0 | 0 | 0 | 0 | 0 | 0 | 0 | 0 | 0 | 0 | 0 | 0 |
| Iraq | 0 | 0 | 0 | 0 | 0 | 0 | 0 | 0 | 0 | 0 | 0 | 0 | 0 | 0 | 0 | 0 |
| Jordan **** | 0 | 0 | 0 | 0 | 0 | 0 | 0 | 0 | 0 | 0 | 0 | 0 | 0 | 0 | 0 | 0 |
| Kuwait | 0 | 0 | 0 | 0 | 0 | 0 | 0 | 0 | 0 | 0 | 0 | 0 | 0 | 0 | 0 | 0 |
| Lebanon **** | 0 | 0 | 0 | 0 | 0 | 0 | 0 | 0 | 0 | 0 | 0 | 0 | 0 | 0 | 0 | 0 |
| Libya | 0 | 0 | 0 | 0 | 0 | 0 | 0 | 0 | 0 | 0 | 0 | 0 | 0 | 0 | 0 | 0 |
| Morocco | 0 | 0 | 0 | 0 | 0 | 0 | 0 | 0 | 0 | 0 | 0 | 0 | 0 | 0 | 0 | 0 |
| Oman | 0 | 0 | 0 | 0 | 0 | 0 | 0 | 0 | 0 | 0 | 0 | 0 | 0 | 0 | 0 | 0 |
| Pakistan | 144 | 198 | 7 | 7 | 8 | 11 | 12 | 13 | 8 | 11 | 17 | 34 | 37 | 18 | 21 | 7 |
| Palestine **** | 0 | 0 | 0 | 0 | 0 | 0 | 0 | 0 | 0 | 0 | 0 | 0 | 0 | 0 | 0 | 0 |
| Qatar | 0 | 0 | 0 | 0 | 0 | 0 | 0 | 0 | 0 | 0 | 0 | 0 | 0 | 0 | 0 | 0 |
| Saudi Arabia | 0 | 0 | 0 | 0 | 0 | 0 | 0 | 0 | 0 | 0 | 0 | 0 | 0 | 0 | 0 | 0 |
| Somalia | 0 | 0 | 0 | 0 | 0 | 0 | 0 | 0 | 0 | 0 | 0 | 0 | 0 | 0 | 0 | 0 |
| Sudan | 0 | 0 | 0 | 0 | 0 | 0 | 0 | 0 | 0 | 0 | 0 | 0 | 0 | 0 | 0 | 0 |
| South Sudan | 0 | 0 | 0 | 0 | 0 | 0 | 0 | 0 | 0 | 0 | 0 | 0 | 0 | 0 | 0 | 0 |
| Syria **** | 0 | 0 | 0 | 0 | 0 | 0 | 0 | 0 | 0 | 0 | 0 | 0 | 0 | 0 | 0 | 0 |
| Tunisia | 0 | 0 | 0 | 0 | 0 | 0 | 0 | 0 | 0 | 0 | 0 | 0 | 0 | 0 | 0 | 0 |
| U.A.E | 0 | 0 | 0 | 0 | 0 | 0 | 0 | 0 | 0 | 0 | 0 | 0 | 0 | 0 | 0 | 0 |
| Yemen | 0 | 0 | 0 | 0 | 0 | 0 | 0 | 0 | 0 | 0 | 0 | 0 | 0 | 0 | 0 | 0 |
| Total EMR | 169 | 278 | 8 | 8 | 8 | 11 | 14 | 17 | 12 | 12 | 33 | 48 | 50 | 33 | 31 | 8 |

**** UNRWA cases are included with those of country of residence



Table 3: Investigation of AFP cases with paralysis onset in 2011 & 2012 up to Week (04/12)/ Ending on : (29/01/12)

| COUNTRY | 2011 | | | | | | | | | | | | 2012 | | | | | | | | | | | | Latest line List Date | | |
|--------------|----------------------------|-------------------------------|------------------|------------------------|---------------------------|------|-----------------------|--|--|-------------------------------|-------------------------------|--------------------|--------------------|----------------------------|---------------------|------------------------|---------------------------|------|------|----------------------------------|--|--|-------------------------------|----------|-----------------------|--------------------|--------------------|
| | AFP | | | | | | | | | | Specimen | Wild isolates | | AFP | | | | | | | | | | Specimen | | Wild isolates | |
| | Total AFP cases onset 2009 | Case classification | | | | | Non polio AFP rate ** | AFP cases pending classification > 90 days from onset of paralysis | AFP cases pending classification and lab > 90 days from onset of paralysis | % with *** adequate specimens | | Wild P1 Poliovirus | Wild P3 Poliovirus | Total AFP cases onset 2010 | Case classification | | | | | Annualized Non polio AFP rate ** | AFP cases pending classification > 90 days from onset of paralysis | AFP cases pending classification and lab > 90 days from onset of paralysis | % with *** adequate specimens | | | Wild P1 Poliovirus | Wild P3 Poliovirus |
| | | Total Confirmed Polio Cases * | Polio Compatible | Pending Classification | Discarded (non polio AFP) | VDPV | | | | | Total Confirmed Polio Cases * | | | | Polio Compatible | Pending Classification | Discarded (non polio AFP) | VDPV | | | | | | | | | |
| Afghanistan | 1822 | 80 | 9 | 25 | 1707 | 1 | 9.99 | 0 | 0 | 92.43 | 80 | 0 | 104 | 1 | 0 | 94 | 9 | 0 | 7.44 | 0 | 0 | 94.23 | 1 | 0 | 22/01/2012 | | |
| Bahrain | 8 | 0 | 0 | 2 | 6 | 0 | 3.89 | 0 | 0 | 100.00 | 0 | 0 | 1 | 0 | 0 | 1 | 0 | 0 | 6.13 | 0 | 0 | 0.00 | 0 | 0 | 23/01/2012 | | |
| Djibouti | 6 | 0 | 0 | 1 | 5 | 0 | 2.08 | 0 | 0 | 66.67 | 0 | 0 | 0 | 0 | 0 | 0 | 0 | 0 | 0 | 0 | 0 | 0 | 0 | 0 | 16/01/2012 | | |
| Egypt | 1022 | 0 | 0 | 29 | 992 | 1 | 3.32 | 2 | 0 | 92.66 | 0 | 0 | 54 | 0 | 0 | 54 | 0 | 0 | 2.21 | 0 | 0 | 74.07 | 0 | 0 | 26/01/2012 | | |
| Iran | 601 | 0 | 0 | 17 | 582 | 2 | 3.38 | 2 | 0 | 91.68 | 0 | 0 | 36 | 0 | 0 | 18 | 18 | 0 | 2.56 | 0 | 0 | 91.67 | 0 | 0 | 29/01/2012 | | |
| Iraq | 527 | 0 | 0 | 9 | 518 | 0 | 3.65 | 5 | 0 | 89.75 | 0 | 0 | 18 | 0 | 0 | 14 | 4 | 0 | 1.57 | 0 | 0 | 100.00 | 0 | 0 | 27/01/2012 | | |
| Jordan | 30 | 0 | 0 | 9 | 21 | 0 | 1.25 | 2 | 0 | 96.67 | 0 | 0 | 0 | 0 | 0 | 0 | 0 | 0 | 0 | 0 | 0 | 0 | 0 | 0 | 08/01/2012 | | |
| Kuwait | 37 | 0 | 0 | 2 | 35 | 0 | 4.97 | 0 | 0 | 94.59 | 0 | 0 | 3 | 0 | 0 | 3 | 0 | 0 | 5.07 | 0 | 0 | 100.00 | 0 | 0 | 22/01/2012 | | |
| Lebanon | 22 | 0 | 0 | 14 | 8 | 0 | 1.99 | 10 | 0 | 45.45 | 0 | 0 | 0 | 0 | 0 | 0 | 0 | 0 | 0 | 0 | 0 | 0 | 0 | 0 | 13/01/2012 | | |
| Libya | 35 | 0 | 0 | 0 | 35 | 0 | 1.71 | 0 | 0 | 100.00 | 0 | 0 | 1 | 0 | 0 | 1 | 0 | 0 | 0.62 | 0 | 0 | 100.00 | 0 | 0 | 21/01/2012 | | |
| Morocco | 76 | 0 | 0 | 7 | 69 | 0 | 0.76 | 2 | 0 | 80.26 | 0 | 0 | 4 | 0 | 0 | 4 | 0 | 0 | 0.38 | 0 | 0 | 50.00 | 0 | 0 | 27/01/2012 | | |
| Oman | 40 | 0 | 0 | 0 | 40 | 0 | 5.18 | 0 | 0 | 95.00 | 0 | 0 | 2 | 0 | 0 | 2 | 0 | 0 | 3.26 | 0 | 0 | 50.00 | 0 | 0 | 29/01/2012 | | |
| Pakistan | 5681 | 198 | 17 | 156 | 5310 | 0 | 6.63 | 51 | 0 | 87.89 | 196 | 2 | 131 | 7 | 0 | 98 | 26 | 0 | 1.89 | 0 | 0 | 91.60 | 7 | 0 | 28/01/2012 | | |
| Palestine | 17 | 0 | 0 | 3 | 14 | 0 | 1.06 | 0 | 0 | 100.00 | 0 | 0 | 0 | 0 | 0 | 0 | 0 | 0 | 0 | 0 | 0 | 0 | 0 | 0 | 29/01/2012 | | |
| Qatar | 6 | 0 | 0 | 3 | 3 | 0 | 2.57 | 0 | 0 | 83.33 | 0 | 0 | 0 | 0 | 0 | 0 | 0 | 0 | 0 | 0 | 0 | 0 | 0 | 0 | 29/01/2012 | | |
| Saudi Arabia | 213 | 0 | 0 | 21 | 192 | 0 | 2.47 | 0 | 0 | 99.06 | 0 | 0 | 13 | 0 | 0 | 13 | 0 | 0 | 1.86 | 0 | 0 | 84.62 | 0 | 0 | 22/01/2012 | | |
| Somalia | 172 | 0 | 0 | 13 | 152 | 6 | 3.43 | 0 | 0 | 99.42 | 0 | 0 | 4 | 0 | 0 | 4 | 0 | 0 | 0.97 | 0 | 0 | 100.00 | 0 | 0 | 20/01/2012 | | |
| Sudan | 361 | 0 | 0 | 4 | 357 | 0 | 2.43 | 0 | 0 | 96.95 | 0 | 0 | 19 | 0 | 0 | 19 | 0 | 0 | 1.57 | 0 | 0 | 94.74 | 0 | 0 | 29/01/2012 | | |
| South Sudan | 341 | 0 | 0 | 19 | 321 | 2 | 4.47 | 5 | 2 | 92.96 | 0 | 0 | 2 | 0 | 0 | 2 | 0 | 0 | 0.31 | 0 | 0 | 100.00 | 0 | 0 | 24/01/2012 | | |
| Syria | 167 | 0 | 0 | 2 | 165 | 0 | 1.70 | 0 | 0 | 94.01 | 0 | 0 | 2 | 0 | 0 | 2 | 0 | 0 | 0.26 | 0 | 0 | 100.00 | 0 | 0 | 26/01/2012 | | |
| Tunisia | 47 | 0 | 0 | 4 | 43 | 0 | 1.81 | 0 | 0 | 93.62 | 0 | 0 | 0 | 0 | 0 | 0 | 0 | 0 | 0 | 0 | 0 | 0 | 0 | 0 | 18/01/2012 | | |
| U.A.E | 25 | 0 | 0 | 0 | 25 | 0 | 2.47 | 0 | 0 | 100.00 | 0 | 0 | 6 | 0 | 0 | 6 | 0 | 0 | 7.47 | 0 | 0 | 100.00 | 0 | 0 | 29/01/2012 | | |
| Yemen | 385 | 0 | 0 | 61 | 315 | 9 | 3.49 | 18 | 10 | 92.47 | 0 | 0 | 10 | 0 | 0 | 10 | 0 | 0 | 1.07 | 0 | 0 | 100.00 | 0 | 0 | 22/01/2012 | | |
| EMR | 11641 | 278 | 26 | 401 | 10915 | 21 | 4.68 | 97 | 12 | 90.38 | 276 | 2 | 410 | 8 | 0 | 345 | 57 | 0 | 2.06 | 0 | 0 | 90.00 | 8 | 0 | | | |
| 2010 | 11338 | 169 | 31 | 0 | 11129 | 10 | 4.63 | 0 | 0 | 90.86 | 137 | 32 | | | | | | | | | | | | | | | |

* Confirmed polio cases refer to wild isolation from AFP cases or from contacts of negative index AFP cases

** Non-polio AFP per 100,000 children <15 years

*** Adequate here refers to two stool specimens collected at least 24 hours apart, within 14 days of paralysis onset

**** AFP cases co infected with P1 and P3 are counted separately as wild isolates



Table 4: Investigation of contacts of AFP cases with paralysis onset in 2011 up to Week (04/12)/ Ending on : (29/01/12)

| Country | No. of AFP cases | No. of eligible AFP cases for contact sampling* | % of eligible AFP cases with contact samplings | % of eligible AFP cases with 3+ contacts | Total number of Contacts** | % of contacts under 5 years | % of contacts with specimens collected within 7 days of notification of index | % Contact specimens in lab within 3 days of collection | % Contact specimens positive for NPEV | % Contact specimens positive for Sabin like virus | No. of contacts positive for wild virus | % of wild polio virus isolation from contacts | No. of Contacts positive for VDPVs | No. of -ve index AFP cases identified positive by contact | No. of district identified infected from contacts |
|-------------------------|------------------|---|--|--|----------------------------|-----------------------------|---|--|---------------------------------------|---|---|---|------------------------------------|---|---|
| Afghanistan | 104 | 6 | 50.0 | 50.0 | 21 | 100.0 | 76.2 | | | | 0 | | | 0 | 0 |
| Bahrain | 1 | 1 | 0.0 | 0.0 | 0 | | | | | | 0 | | | 0 | 0 |
| Djibouti | | | | | | | | | | | 0 | | | | 0 |
| Egypt | 54 | 15 | 6.7 | 6.7 | 3 | 100.0 | 100.0 | | | | 0 | | | 0 | 0 |
| Iran | 36 | 3 | 0.0 | 0.0 | 0 | | | | | | 0 | | | 0 | 0 |
| Iraq | 18 | 0 | | | 0 | | | | | | 0 | | | 0 | 0 |
| Jordan | | | | | | | | | | | 0 | | | | 0 |
| Kuwait | 3 | 0 | | | 0 | | | | | | 0 | | | 0 | 0 |
| Lebanon | | | | | | | | | | | 0 | | | | 0 |
| Libya | 1 | 0 | | | 0 | | | | | | 0 | | | 0 | 0 |
| Morocco | 4 | 2 | 0.0 | 0.0 | 0 | | | | | | 0 | | | 0 | 0 |
| Oman | 2 | 1 | 0.0 | 0.0 | 0 | | | | | | 0 | | | 0 | 0 |
| Pakistan | 131 | 11 | 45.5 | 36.4 | 13 | 100.0 | 76.9 | 100.0 | 0.0 | 0.0 | 0 | 0.0 | | 0 | 0 |
| Palestine | | | | | | | | | | | 0 | | | | 0 |
| Qatar | | | | | | | | | | | 0 | | | | 0 |
| Saudi Arabia | 13 | 2 | 0.0 | 0.0 | 0 | | | | | | 0 | | | 0 | 0 |
| Somalia | 4 | 0 | | | 8 | 87.5 | 100.0 | | | | 0 | | | 0 | 0 |
| Sudan | 19 | 1 | 100.0 | 100.0 | 14 | 71.4 | 78.6 | | | | 0 | | | 0 | 0 |
| South Sudan | 2 | 0 | | | 5 | 100.0 | 100.0 | | | | 0 | | | 0 | 0 |
| Syria | 2 | 0 | | | 0 | | | | | | 0 | | | 0 | 0 |
| Tunisia | | | | | | | | | | | 0 | | | | 0 |
| U.A.E. | 6 | 0 | | | 0 | | | | | | 0 | | | 0 | 0 |
| Yemen | 10 | 0 | | | 0 | | | | | | 0 | | | 0 | 0 |
| Grand Total 2011 | 410 | 42 | 23.8 | 21.4 | 64 | 92.2 | 82.8 | 100.0 | 0.0 | 0.0 | 0 | 0.0 | 12 | 0 | 0 |
| Grand Total 2010 | 11641 | 1140 | 81.6 | 78.9 | 5898 | 86.2 | 69.8 | 52.1 | 19.0 | 3.7 | 33 | 0.6 | 12 | 18 | 9 |

* Eligible refers to AFP cases with inadequate stool specimens

** Total number of contacts from eligible AFP cases and from other AFP cases as per with country criteria for contact sampling

Last wild contacts in EMRO, 01/01/2011- 31/12/2011

| Year | Country | Count of wild contacts | Date of Most Recent stool collection |
|--------------------|-------------|------------------------|--------------------------------------|
| 2011 | Afghanistan | 14 | 25/12/11 |
| | Pakistan | 19 | 24/12/11 |
| Grand Total | | 33 | 25/12/11 |



Table 5: Laboratory investigation of AFP cases with paralysis onset in 2012 up to Week (04/12)/ Ending on : (29/01/12)

| Country | Polio laboratories Sequencing performed by CDC and RIVM laboratories | AFP cases with specimens | Preliminary virus isolation results of AFP cases | | | | | | Poliovirus intratypic differentiation results # | | | | | | | | | | Indicators | | | | Latest report Date | | | | | | | | | |
|-----------------------|---|--------------------------|--|------------|-------------|-------------|------------------------|------------------------|---|------------|----------|------------|-----------|----------|------------|----------|----------|-----------------------------|-------------|----------|-------------|--------------------------------|--------------------|---|--|--|------------|-------------|-------------|------|------------|------------|
| | | | Referred for ITD | | NPEV only | Negative | Pending | | Type 1 | | | Type 2 | | | Type 3 | | | Discordant pending sequence | NPEV by PCR | Non-EV | Pending ITD | % specimens positive for NPEV* | | % AFP cases with culture results within 14 days | % AFP cases with ITD results within 7 days | % AFP cases with ITD results within 45 days of onset** | | | | | | |
| | | | L20B+ | L20B+/NPEV | | | received < / = 14 days | received > 14 days ago | Wild | Sabin | VDPV | Wild | Sabin | VDPV | Wild | Sabin | VDPV | | | | | | | | | | | | | | | |
| Afghanistan | RRL Pakistan | 81 | 3 | | 2 | 9 | 67 | | 1 | | | | | | | | | | | | | 2 | | | | | 14% | 100% | 100% | 100% | 29/01/2012 | |
| Bahrain | PNL Oman | | | | | | | | | | | | | | | | | | | | | | | | | | | | | | 29/01/2012 | |
| Djibouti | NPL Kenya | | | | | | | | | | | | | | | | | | | | | | | | | | | | | | 16/01/2012 | |
| Egypt*** | RRL Egypt | 33 | | | | | 12 | 21 | | | | | | | | | | | | | | | | | | | 27% | | | | 29/01/2012 | |
| Iran | NPL Iran | 39 | 4 | | 1 | 15 | 20 | | 4 | | | 1 | | | | | | | | | | 1 | | | | | 4% | 100% | 100% | 100% | 29/01/2012 | |
| Iraq | NPL Iraq, RRL Egypt | 13 | | | | | 1 | 7 | 5 | | | | | | | | | | | | | | | | | | 0% | 100% | | | 19/01/2012 | |
| Jordan | NPL Jordan, RRL Tunisia | 1 | | | | | | 1 | | | | | | | | | | | | | | | | | | | 0% | | | | 26/01/2012 | |
| Kuwait | RRL Kuwait | 7 | | | | | 4 | 3 | | | | | | | | | | | | | | | | | | | 0% | 100% | | 100% | 19/01/2012 | |
| Lebanon | RRL Egypt | 3 | | | | | | 3 | | | | | | | | | | | | | | | | | | | | | | | 29/01/2012 | |
| Libya | RRL Tunisia | 1 | | | | | | 1 | | | | | | | | | | | | | | | | | | | | | | | 20/01/2012 | |
| Morocco | NPL Morocco, RRL Tunisia | 5 | | | | | 2 | 3 | | | | | | | | | | | | | | | | | | | 0% | 100% | | 100% | 27/01/2012 | |
| Oman | NPL Oman | | | | | | | | | | | | | | | | | | | | | | | | | | 30% | | | | 29/01/2012 | |
| Pakistan | RRL Pakistan | 221 | 8 | | 12 | 50 | 151 | | 7 | | | 1 | | | | | | | | | | | | | | | 11% | 100% | 100% | 100% | 29/01/2012 | |
| Palestine & UNRWA | | | | | | | | | | | | | | | | | | | | | | | | | | | | | | | 29/01/2012 | |
| Qatar | NPL Oman | 2 | | | | | | 2 | | | | | | | | | | | | | | | | | | | 0% | 100% | | 100% | 29/01/2012 | |
| Saudi Arabia | NPL Saudi Arabia, NPL Oman | 17 | 1 | | | | 5 | 9 | 2 | | | | | | | | | | | | | | | | | | 0% | 83% | | 100% | 29/01/2012 | |
| Somalia | NPL Kenya | 4 | | | | | | | | | | | | | | | | | | | | | | | | | | | | | 20/01/2012 | |
| Sudan | NPL Sudan, NICD, S. Africa | 20 | | | | | 6 | 11 | 3 | | | | | | | | | | | | | | | | | | 0% | 100% | | | 29/01/2012 | |
| South Sudan | NPL Kenya | 2 | | | | | | | | | | | | | | | | | | | | | | | | | | | | | 24/01/2012 | |
| Syria | NPL Syria, RRL Tunisia | 3 | | | | | 1 | 1 | 1 | | | | | | | | | | | | | | | | | | 0% | 100% | | | 26/01/2012 | |
| Tunisia | RRL Tunisia | 1 | | | | | | 1 | | | | | | | | | | | | | | | | | | | | | | | 27/01/2012 | |
| U.A.E | NPL Oman | 2 | | | | | | 2 | | | | | | | | | | | | | | | | | | | | | | | 29/01/2012 | |
| Yemen | NPL Oman | | | | | | | | | | | | | | | | | | | | | | | | | | | | | | | 22/01/2012 |
| Total EMR 2012 | | 455 | 16 | | 15 | 95 | 289 | 41 | 8 | 4 | | 2 | | | | 2 | | | | | 3 | | | | | 10% | 99% | 100% | 100% | | | |
| Total EMR 2011 | | 11509 | 657 | 58 | 2035 | 8697 | 23 | 44 | 258 | 179 | 1 | 109 | 12 | 2 | 211 | | 4 | 5 | 37 | 3 | | | | | 16% | 94% | 98% | 95% | | | | |

* Specimens from all sources including non-AFP cases, excluding environmental samples

** This indicator reflects surveillance and laboratory activities

*** Environmental surveillance initiated in Egypt in September 2000 showed the following:

| Year | 2000 | 2001 | 2002 | 2003 | 2004 | 2005 | 2006 | 2007 | 2008 | 2009 | 2010 | 2011 | 2012 |
|--------------------|-----------|------------|------------|------------|------------|------------|------------|------------|------------|------------|------------|------------|-----------|
| Negative | 52 | 55 | 136 | 299 | 469 | 499 | 492 | 458 | 444 | 481 | 415 | 435 | 1 |
| Pending | | | | | | | | | | | | 13 | 20 |
| Wild | 2 | 75 | 26 | 12 | 13 | 2 | | | 2 | | 1 | | |
| Grand Total | 54 | 130 | 162 | 311 | 482 | 501 | 492 | 458 | 446 | 481 | 416 | 448 | 21 |

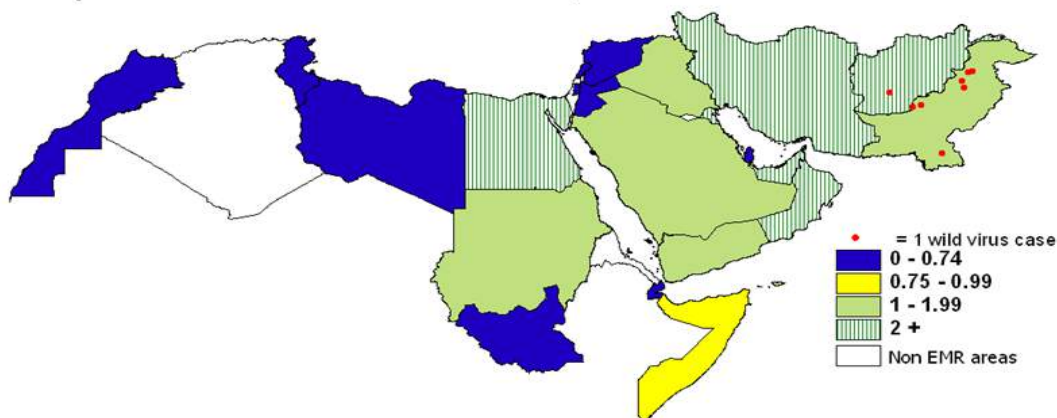
In 2008, out of 446 samples, 2 positive for wild virus in Giza governorate (Al Haram Site) genomic sequence data indicate importation from Ethiopia / South Sudan & Cairo governorate (Al Haggana 2) genomic sequence data indicate nearest importation from India. In 2011, 1 positive sample for wild virus in Aswan governorate (Aswan City) genomic sequence data indicate nearest importation from Sudan.

****Environmental surveillance initiated in Pakistan in August 2009 showed the following:

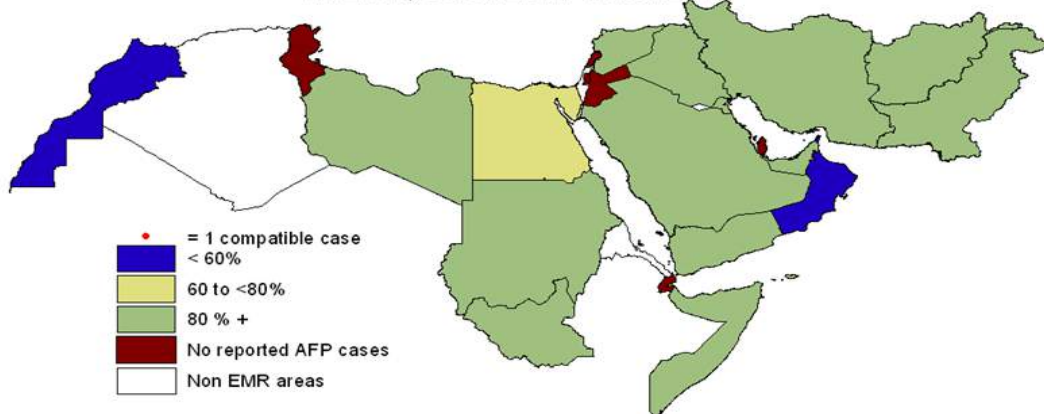
| Status | 2009 | | | | | | | 2010 | | | | | | | 2010 Total | 2011 | | | | | | | 2011 Total | 2012 | | | | | | | 2012 Total | |
|--------------------|----------------|----------------|--------------------------|-----------|-----------|-----------|----------|-----------|----------------|----------------|--------------------------|-----------|-----------|-----------|------------|-----------|-----------|----------------|----------------|--------------------------|----------|----------|------------|-----------|----------|----------|----------|----------|----------|-----------|------------|--|
| | KHI BALDA TOWN | KHI GADAP TOWN | KHI GULSHAN-E-JOHAL TOWN | LAHORE | PESHAWAR | RAWALPNDI | QUETTA | MULTAN | KHI BALDA TOWN | KHI GADAP TOWN | KHI GULSHAN-E-JOHAL TOWN | LAHORE | PESHAWAR | RAWALPNDI | | QUETTA | MULTAN | KHI BALDA TOWN | KHI GADAP TOWN | KHI GULSHAN-E-JOHAL TOWN | LAHORE | PESHAWAR | | RAWALPNDI | QUETTA | MULTAN | | | | | | |
| Negative | 27 | 10 | 11 | 12 | 27 | 2 | 2 | 4 | 9 | 77 | 8 | 8 | 10 | 17 | 5 | 1 | 4 | 15 | 68 | | | | | | | | | | | | | |
| Pending | | | | | | | | | | | | | | | | | | | | | | | | | | | | | | | | |
| Wild | 18 | 6 | 20 | 12 | 6 | 12 | 5 | 9 | 9 | 79 | 4 | 28 | 14 | 19 | 19 | 11 | 20 | 21 | 136 | | | | | | | | | | | | | |
| Grand Total | 45 | 16 | 31 | 24 | 33 | 14 | 7 | 13 | 18 | 156 | 12 | 36 | 24 | 36 | 24 | 12 | 24 | 36 | 204 | 1 | 2 | 2 | 3 | 2 | 1 | 1 | 1 | 1 | 2 | 14 | | |



Non polio AFP rate and wild virus in EMR, 01/01/2012- 29/01/2012



Percent of AFP cases with adequate samples and compatible cases in EMR, 01/01/2012- 29/01/2012



Wild polio cases by country and date of onset of paralysis in EMR, 2011-12

| Year | COUNTRY | P1 | | | P3 | | | Total Count | Total First Case | Total Last Case |
|------------|---------|-------|------------|-----------|-------|------------|-----------|-------------|------------------|-----------------|
| | | Count | First Case | Last Case | Count | First Case | Last Case | | | |
| 2011 | AFG | 80 | 11/01/11 | 16/12/11 | | | | 80 | 11/01/11 | 16/12/11 |
| | PAK | 196 | 03/01/11 | 28/12/11 | 2 | 09/06/11 | 27/09/11 | 198 | 03/01/11 | 28/12/11 |
| 2011 Total | | 276 | 03/01/11 | 28/12/11 | 2 | 09/06/11 | 27/09/11 | | 03/01/11 | 28/12/11 |
| 2012 | AFG | 1 | 01/01/12 | 01/01/12 | | | | 1 | 01/01/12 | 01/01/12 |
| | PAK | 7 | 01/01/12 | 16/01/12 | | | | 7 | 01/01/12 | 16/01/12 |
| 2012 Total | | 8 | 01/01/12 | 16/01/12 | | | | | 01/01/12 | 16/01/12 |



Wild Polio cases by district and date of onset of paralysis, Afghanistan 2011

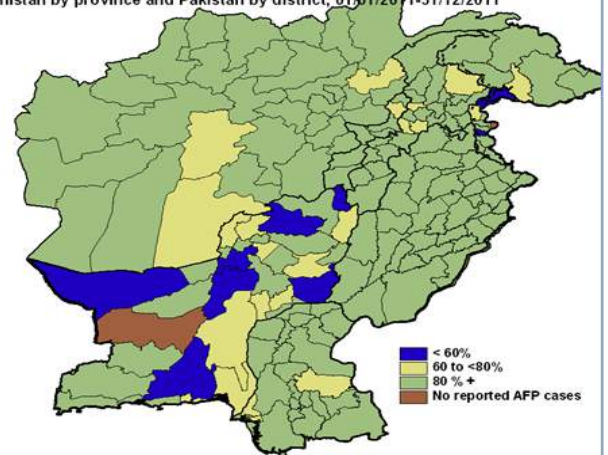
| PROVINCE | DISTRICT | P1 | | |
|--------------------|-------------------|-----------|-----------------|-----------------|
| | | Count | First case | Last case |
| KANDAHAR | MAYWAND | 8 | 25/04/11 | 16/12/11 |
| | SPIN BOLDAK | 3 | 10/11/11 | 12/12/11 |
| | KANDAHAR | 13 | 23/05/11 | 11/12/11 |
| | KHAKREZ | 1 | 28/11/11 | 28/11/11 |
| | PANJWAYI | 4 | 15/08/11 | 24/11/11 |
| | SHAH WALI KOT | 3 | 05/08/11 | 03/11/11 |
| | ARGHANDAB (K) | 1 | 25/09/11 | 25/09/11 |
| | DAMAN | 2 | 11/01/11 | 19/06/11 |
| FARAH | KHAKI SAFED | 1 | 13/12/11 | 13/12/11 |
| | BAKWA | 3 | 26/04/11 | 05/12/11 |
| HILMAND | BALA BULUK | 1 | 10/06/11 | 10/06/11 |
| | NAD ALI | 8 | 05/08/11 | 03/12/11 |
| BAGHLHAN | NAHRI SARRAJ | 5 | 29/05/11 | 02/12/11 |
| | LASHKAR GAH | 1 | 16/09/11 | 16/09/11 |
| | KAJAKI | 1 | 01/09/11 | 01/09/11 |
| | NAWAY I BARAKZAYI | 1 | 30/08/11 | 30/08/11 |
| | MUSA QALA | 3 | 08/05/11 | 28/06/11 |
| URUZGAN | KHOST WA FIRING | 1 | 02/12/11 | 02/12/11 |
| | BAGHLAN | 1 | 07/10/11 | 07/10/11 |
| FARYAB | DIHRAWUD | 2 | 12/11/11 | 29/11/11 |
| | TIRIN KOT | 1 | 23/11/11 | 23/11/11 |
| | SHAHIDI HASSAS | 1 | 11/10/11 | 11/10/11 |
| | NESH | 1 | 25/09/11 | 25/09/11 |
| KAPISA | ALMAR | 2 | 14/10/11 | 19/11/11 |
| KUNDUZ | MAHMUD RAQI | 1 | 14/11/11 | 14/11/11 |
| PARWAN | ALI ABAD | 1 | 04/11/11 | 04/11/11 |
| PAKTIKA | CHAHARIKAR | 3 | 30/08/11 | 04/11/11 |
| ZABUL | BARMAL | 1 | 14/10/11 | 14/10/11 |
| KUNAR | SHINKAY | 1 | 05/10/11 | 05/10/11 |
| | DAYCHOPAN | 1 | 02/10/11 | 02/10/11 |
| | QALAT | 1 | 22/09/11 | 22/09/11 |
| NANGARHAR | DANGAM | 1 | 02/10/11 | 02/10/11 |
| BADGHIS | LAL PUR | 1 | 28/09/11 | 28/09/11 |
| | MUQUR (B) | 1 | 04/09/11 | 04/09/11 |
| Grand Total | | 80 | 11/01/11 | 16/12/11 |

Kandahar P1 case (AFG/08/11/103) was identified as wild by a positive contact with date of stool collection 30/05/11
 Maywand P1 case (AFG/08/11/110) was identified as wild by a positive contact with date of stool collection 29/05/11
 Bala Buluk P1 case (AFG/03/11/132) was identified as wild by a positive contact with date of stool collection 13/06/11
 Ali Abad P1 case (AFG/01/11/217) was identified as wild by a positive contact with date of stool collection 29/09/11
 Arghandab(K) P1 case (AFG/08/11/257) was identified as wild by a positive contact with date of stool collection 14/10/11
 Chaharikar P1 case (AFG/05/11/240) was identified as wild by a positive contact with date of stool collection 23/10/11
 Chaharikar P1 case (AFG/05/11/271) was identified as wild by a positive contact with date of stool collection 24/11/11
 Al Mar P1 case (AFG/02/11/274) was identified as wild by a positive contact with date of stool collection 06/12/11
 Khaki Safed P1 case (AFG/03/11/283) was identified as wild by a positive contact with date of stool collection 25/12/11

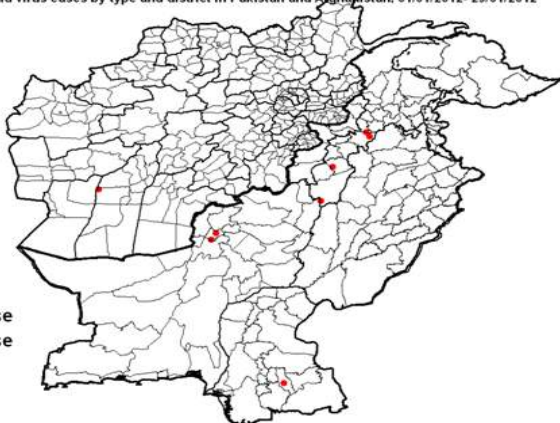
Non polio AFP rate in Afghanistan by province and Pakistan by district, 01/01/2011-31/12/2011



Percent of AFP cases with adequate samples in Afghanistan by province and Pakistan by district, 01/01/2011-31/12/2011



Wild virus cases by type and district in Pakistan and Afghanistan, 01/01/2012- 29/01/2012



* **District RY Khan, Punjab Province**, was identified as an infected district by isolating wild type P1 virus from a healthy child with date of stool collection 08/01/2011
 * **District Nsirabad, Balochistan Province**, was identified as an infected district by isolating wild type P1 virus from a healthy child with date of stool collection 26/01/2011
 * **District Faisalabad, Punjab Province**, was identified as an infected district by isolating wild type P1 virus from a healthy child with date of stool collection 28/07/2011
 * **District Muzfargarh, Punjab Province**, was identified as an infected district by isolating wild type P1 virus from a healthy child with date of stool collection 07/08/2011



Wild Polio cases by district and date of onset of paralysis, Pakistan 2011

| PROVINCE | DISTRICT | P1 | | | P3 | | |
|--------------------|------------------|------------|-----------------|-----------------|----------|-----------------|-----------------|
| | | Count | First case | Last case | Count | First case | Last case |
| FATA | KHYBER | 23 | 15/01/11 | 28/12/11 | 2 | 09/06/11 | 27/09/11 |
| | WAZIR-N | 14 | 18/08/11 | 08/12/11 | | | |
| | BAJOUR | 2 | 24/09/11 | 11/11/11 | | | |
| | WAZIR-S | 4 | 22/07/11 | 17/10/11 | | | |
| | MOHMAND | 4 | 03/01/11 | 05/07/11 | | | |
| | ORAKZAI | 2 | 06/05/11 | 15/06/11 | | | |
| KHYBER PAKHTOON | KURRAM | 1 | 06/03/11 | 06/03/11 | | | |
| | CHARSADA | 1 | 28/12/11 | 28/12/11 | | | |
| | TANK | 3 | 17/11/11 | 18/12/11 | | | |
| | PESHAWAR | 6 | 16/01/11 | 25/11/11 | | | |
| | BANNU | 2 | 21/05/11 | 24/11/11 | | | |
| | KOHAT | 6 | 28/01/11 | 22/11/11 | | | |
| | BUNIR | 3 | 10/09/11 | 11/11/11 | | | |
| | NOWSHERA | 2 | 22/09/11 | 28/10/11 | | | |
| | LAKKIMRWT | 3 | 09/03/11 | 27/10/11 | | | |
| | SWABI | 1 | 14/10/11 | 14/10/11 | | | |
| | DIRUPPER | 1 | 19/09/11 | 19/09/11 | | | |
| | TORGHAR | 2 | 06/04/11 | 22/05/11 | | | |
| | PUNJAB | LAHORE | 1 | 24/12/11 | | | |
| VEHARI | | 2 | 16/10/11 | 12/12/11 | | | |
| DGKHAN | | 1 | 08/12/11 | 08/12/11 | | | |
| MUZFARGARH | | 1 | 02/12/11 | 02/12/11 | | | |
| BAHAWALPUR | | 1 | 04/11/11 | 04/11/11 | | | |
| RYKHAN | | 1 | 11/10/11 | 11/10/11 | | | |
| LODHRAN | | 1 | 04/09/11 | 04/09/11 | | | |
| OKARA | | 1 | 13/08/11 | 13/08/11 | | | |
| SINDH | BADIN | 4 | 22/02/11 | 19/12/11 | | | |
| | THATTA | 8 | 10/04/11 | 06/12/11 | | | |
| | KHIBALDIA | 2 | 07/10/11 | 10/11/11 | | | |
| | KHIGIQBAL | 1 | 10/10/11 | 10/10/11 | | | |
| | JACOBABAD | 1 | 09/10/11 | 09/10/11 | | | |
| | KASHMORE | 1 | 07/10/11 | 07/10/11 | | | |
| | KAMBAR | 2 | 28/09/11 | 05/10/11 | | | |
| | KHIGADAP | 2 | 05/04/11 | 21/09/11 | | | |
| | KHISITE | 2 | 07/05/11 | 16/09/11 | | | |
| | UMERKOT | 1 | 24/08/11 | 24/08/11 | | | |
| | HYDERABAD | 1 | 19/08/11 | 19/08/11 | | | |
| | JAMSHORO | 1 | 29/05/11 | 29/05/11 | | | |
| | SANGHAR | 2 | 20/01/11 | 19/04/11 | | | |
| | KHISADDAR | 1 | 05/04/11 | 05/04/11 | | | |
| | KHIORANGI | 1 | 29/03/11 | 29/03/11 | | | |
| | TMKHAN | 2 | 18/02/11 | 04/03/11 | | | |
| T.ALLAHYAR | 1 | 21/01/11 | 21/01/11 | | | | |
| BALOCHISTAN | KABDULAH | 22 | 02/03/11 | 15/12/11 | | | |
| | KHUZDAR | 5 | 03/05/11 | 03/12/11 | | | |
| | QUETTA | 15 | 22/06/11 | 01/12/11 | | | |
| | HARNAI | 1 | 26/11/11 | 26/11/11 | | | |
| | PISHIN | 16 | 19/02/11 | 12/11/11 | | | |
| | BARKHAN | 1 | 29/10/11 | 29/10/11 | | | |
| | MASTUNG | 2 | 20/10/11 | 23/10/11 | | | |
| | KSAIFULAH | 2 | 20/09/11 | 20/10/11 | | | |
| | LORALAI | 3 | 05/09/11 | 30/09/11 | | | |
| | KALAT | 1 | 10/08/11 | 10/08/11 | | | |
| | DBUGTI | 1 | 12/07/11 | 12/07/11 | | | |
| | KOHLU | 1 | 08/07/11 | 08/07/11 | | | |
| | NOSHKI | 3 | 01/04/11 | 28/04/11 | | | |
| | GILGIT BALTISTAN | DIAMIR | 1 | 18/05/11 | | | |
| Grand Total | | 196 | 03/01/11 | 28/12/11 | 2 | 09/06/11 | 27/09/11 |

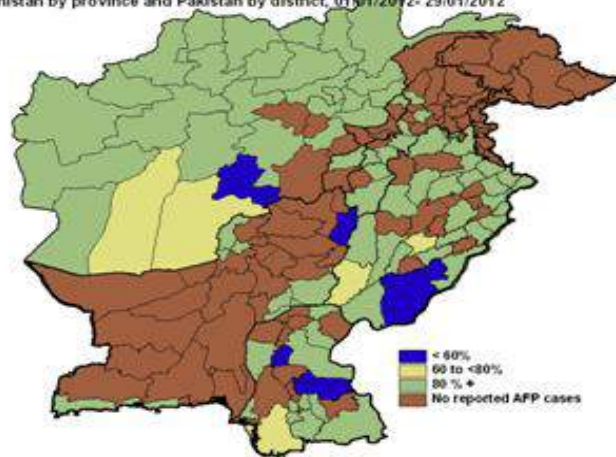
Sanghar P1 case (SD/32/11/005) was identified as wild by a positive contact with date of stool collection 26/01/2011
Peshawar P1 case (NW/30/11/025) was identified as wild by a positive contact with date of stool collection 10/03/2011
Torghar P1 case (NW/15/11/001) was identified as wild by a positive contact with date of stool collection 21/04/2011
Khuzdar P1 case (BN/54/11/013) was identified as wild by a positive contact with date of stool collection 25/07/2011
Wazir-S P1 case (NW/65/11/015) was identified as wild by a positive contact with date of stool collection 12/10/2011
Ksaifulah P1 case (BN/25/11/005) was identified as wild by a positive contact with date of stool collection 21/11/2011
DGKhan P1 case (PB/81/11/145) was identified as wild by a positive contact with date of stool collection 15/12/2011
Kabdulah P1 case (BN/14/11/042) was identified as wild by a positive contact with date of stool collection 17/12/2011
Khuzdar P1 case (BN/54/11/019) was identified as wild by a positive contact with date of stool collection 24/12/2011



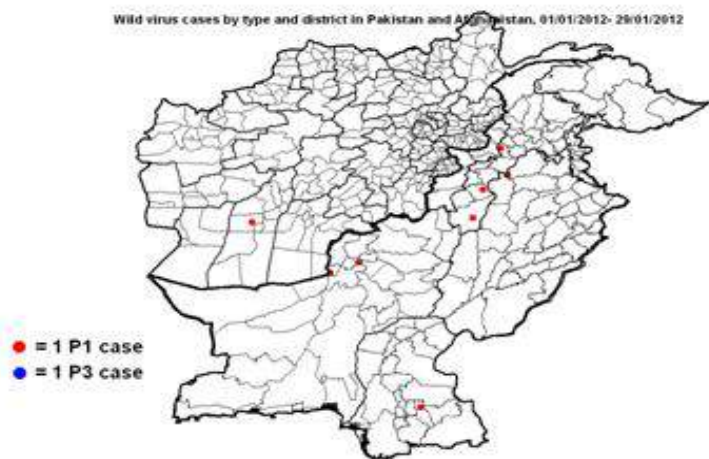
Non polio AFP rate in Afghanistan by province and Pakistan by district, 01/01/2012- 29/01/2012



Percent of AFP cases with adequate samples in Afghanistan by province and Pakistan by district, 01/01/2012- 29/01/2012



Wild virus cases by type and district in Pakistan and Afghanistan, 01/01/2012- 29/01/2012



Wild polio cases by district and date of onset of paralysis in Pakistan, 2012

| PROVINCE | DISTRICT | P1 | | |
|-----------------|------------|-------|------------|-----------|
| | | Count | First case | Last case |
| KHYBER PAKHTOON | LAKKIMRWT | 1 | 16/01/12 | 16/01/12 |
| | DIKHAN | 1 | 11/01/12 | 11/01/12 |
| | KOHAT | 1 | 11/01/12 | 11/01/12 |
| | PESHAWAR | 1 | 10/01/12 | 10/01/12 |
| BALUCHISTAN | QUETTA | 2 | 01/01/12 | 06/01/12 |
| SINDH | MIRPURKHAS | 1 | 03/01/12 | 03/01/12 |
| Grand Total | | 7 | 01/01/12 | 16/01/12 |

Wild polio cases by district and date of onset of paralysis in Afghanistan, 2012

| PROVINCE | DISTRICT | P1 | | |
|-------------|----------|-------|------------|-----------|
| | | Count | First case | Last case |
| HILMAND | NAD ALI | 1 | 01/01/12 | 01/01/12 |
| Grand Total | | 1 | 01/01/12 | 01/01/12 |