



## World Health Organization – Regional Office for Eastern Mediterranean

## AFP SURVEILLANCE

2-Apr-12

Week 13, ending 01 April 2012

Number 704

Table 1: Acute Flaccid Paralysis (AFP) cases by week of onset

Country	Reported AFP cases by week of onset - Week (13/12)/ Ending on : (01/04/12)														
	Total AFP 2010	Total AFP 2011	Total AFP to date, 2012	W 02 15 Jan 12	W 03 22 Jan 12	W 04 29 Jan 12	W 05 05 Feb 12	W 06 12 Feb 12	W 07 19 Feb 12	W 08 26 Feb 12	W 09 04 Mar 12	W 10 11 Mar 12	W 11 18 Mar 12	W 12 25 Mar 12	W 13 01 Apr 12
Afghanistan	1572	1831	422	37	31	38	28	32	34	47	36	34	30	31	4
Bahrain	10	10	7	1	0	0	1	0	2	1	1	0	1	0	0
Djibouti	3	6	0	0	0	0	0	0	0	0	0	0	0	0	0
Egypt	1151	1023	254	21	12	14	11	18	28	22	24	25	25	25	5
Iran	622	603	155	16	6	14	14	24	11	16	19	7	4	2	1
Iraq	489	530	110	15	10	7	9	6	14	5	14	11	6	0	
Jordan ****	40	30	5	0	0	3	1	1	0	0	0				
Kuwait	24	37	7	0	0	0	1	1	0	1	0	1	0	0	0
Lebanon ****	19	22	3	0	0	0	0	0	0	0					
Libya	46	35	13	1	1	2	1	1	2	1	3	1	0		
Morocco	100	76	15	3	0	1	1	2	1	1	3	0	2	0	
Oman	33	39	7	0	1	2	0	0	0	2	0	0	1	1	0
Pakistan	5393	5707	900	89	96	86	81	82	90	80	77	75	52	5	
Palestine ****	15	17	2	0	0	1	0	0	1	0	0	0	0	0	0
Qatar	5	6	6	0	0	2	0	1	1	2	0	0	0	0	0
Saudi Arabia	239	213	75	3	7	4	4	9	11	3	10	6	2	5	1
Somalia	164	172	34	2	3	0	7	2	2	6	7	2	1	0	
Sudan	408	361	115	9	10	11	11	9	11	9	13	12	10	2	0
South Sudan	310	342	58	8	4	7	6	5	9	3	7	3	1	0	0
Syria ****	194	168	26	2	3	5	2	2	1	2	2	4	2	0	
Tunisia	57	47	12	0	0	0	2	2	1	1	2	1	1	1	0
U.A.E	18	25	15	1	3	0	0	2	3	1	0	1	0	1	1
Yemen	426	386	109	8	4	10	7	6	11	15	18	11	9	3	
<b>Total EMR</b>	<b>11338</b>	<b>11686</b>	<b>2350</b>	<b>216</b>	<b>191</b>	<b>207</b>	<b>187</b>	<b>205</b>	<b>233</b>	<b>218</b>	<b>236</b>	<b>194</b>	<b>147</b>	<b>76</b>	<b>12</b>

No data = No report received

Table 2: Confirmed polio cases by month of onset

Country	Total year 2010	Total year 2011	01/04		Confirmed polio cases by month of onset											
			2011	2012	May 2011	June 2011	July 2011	August 2011	September 2011	October 2011	November 2011	December 2011	January 2012	February 2012	March 2012	April 2012
Afghanistan	25	80	1	5	4	4	1	16	14	13	15	10	4	1		
Bahrain	0	0	0	0	0	0	0	0	0	0	0	0	0	0		
Djibouti	0	0	0	0	0	0	0	0	0	0	0	0	0	0	0	
Egypt	0	0	0	0	0	0	0	0	0	0	0	0	0	0		
Iran	0	0	0	0	0	0	0	0	0	0	0	0	0	0		
Iraq	0	0	0	0	0	0	0	0	0	0	0	0	0	0		
Jordan ****	0	0	0	0	0	0	0	0	0	0	0	0	0	0		
Kuwait	0	0	0	0	0	0	0	0	0	0	0	0	0	0		
Lebanon ****	0	0	0	0	0	0	0	0	0	0	0	0	0	0		
Libya	0	0	0	0	0	0	0	0	0	0	0	0	0	0		
Morocco	0	0	0	0	0	0	0	0	0	0	0	0	0	0		
Oman	0	0	0	0	0	0	0	0	0	0	0	0	0	0		
Pakistan	144	198	29	15	13	8	11	17	34	37	18	21	11	3	1	
Palestine ****	0	0	0	0	0	0	0	0	0	0	0	0	0	0	0	
Qatar	0	0	0	0	0	0	0	0	0	0	0	0	0	0		
Saudi Arabia	0	0	0	0	0	0	0	0	0	0	0	0	0	0		
Somalia	0	0	0	0	0	0	0	0	0	0	0	0	0	0		
Sudan	0	0	0	0	0	0	0	0	0	0	0	0	0	0		
South Sudan	0	0	0	0	0	0	0	0	0	0	0	0	0	0		
Syria ****	0	0	0	0	0	0	0	0	0	0	0	0	0	0		
Tunisia	0	0	0	0	0	0	0	0	0	0	0	0	0	0		
U.A.E	0	0	0	0	0	0	0	0	0	0	0	0	0	0		
Yemen	0	0	0	0	0	0	0	0	0	0	0	0	0	0		
<b>Total EMR</b>	<b>169</b>	<b>278</b>	<b>30</b>	<b>20</b>	<b>17</b>	<b>12</b>	<b>12</b>	<b>33</b>	<b>48</b>	<b>50</b>	<b>33</b>	<b>31</b>	<b>15</b>	<b>4</b>	<b>1</b>	

\*\*\*\* UNRWA cases are included with those of country of residence



Table 3: Investigation of AFP cases with paralysis onset in 2011 & 2012 up to Week (13/12)/ Ending on : (01/04/12)

COUNTRY	2011												2012												Latest line List Date				
	AFP										Specimen		Wild isolates ****		AFP											Specimen		Wild isolates ****	
	Total AFP cases onset 2011	Case classification					Non polio AFP rate **	AFP cases pending classification > 90 days from onset of paralysis	AFP cases pending classification and lab > 90 days from onset of paralysis	% with *** adequate specimens	Wild P1 Poliovirus	Wild P3 Poliovirus	Total AFP cases onset 2012	Case classification					Annualized Non polio AFP rate **	AFP cases pending classification > 90 days from onset of paralysis	AFP cases pending classification and lab > 90 days from onset of paralysis	% with *** adequate specimens	Wild P1 Poliovirus	Wild P3 Poliovirus					
		Total Confirmed Polio Cases *	Polio Compatible	Pending Classification	Discarded (non polio AFP)	VDPV								Total Confirmed Polio Cases *	Polio Compatible	Pending Classification	Discarded (non polio AFP)	VDPV											
Afghanistan	1831	80	13	0	1737	1	10.0	0	0	92.1	80	0	422	5	0	130	287	0	9.5	2	0	91.9	5	0	02/04/2012				
Bahrain	10	0	0	1	9	0	3.8	1	0	90.0	0	0	7	0	0	6	1	0	10.2	0	0	100.0	0	0	01/04/2012				
Djibouti	6	0	0	1	5	0	2.1	1	0	66.7	0	0	0	0	0	0	0	0	0.0	0	0		0	0	26/03/2012				
Egypt	1023	0	0	0	1022	1	3.3	0	0	92.6	0	0	254	0	0	115	139	0	3.1	0	0	84.3	0	0	29/03/2012				
Iran	603	0	0	0	601	2	3.4	0	0	91.4	0	0	155	0	0	22	133	0	3.5	0	0	93.5	0	0	25/03/2012				
Iraq	530	0	0	0	530	0	3.7	0	0	89.2	0	0	110	0	0	36	74	0	3.0	0	0	91.8	0	0	31/03/2012				
Jordan	30	0	0	3	27	0	1.2	3	0	96.7	0	0	5	0	0	5	0	0	0.8	0	0	80.0	0	0	04/03/2012				
Kuwait	37	0	0	0	37	0	5.0	0	0	94.6	0	0	7	0	0	2	5	0	3.7	0	0	85.7	0	0	01/04/2012				
Lebanon	22	0	0	0	22	0	2.0	0	0	45.5	0	0	3	0	0	2	1	0	0.7	1	1	66.7	0	0	19/02/2012				
Libya	35	0	0	0	35	0	1.7	0	0	100.0	0	0	13	0	0	2	11	0	2.5	0	0	100.0	0	0	24/03/2012				
Morocco	76	0	0	1	75	0	0.8	1	0	80.3	0	0	15	0	0	7	8	0	0.6	0	0	86.7	0	0	30/03/3012				
Oman	39	0	0	0	39	0	5.1	0	0	97.4	0	0	7	0	0	2	5	0	3.5	0	0	100.0	0	0	01/04/2012				
Pakistan	5707	198	19	81	5409	0	7.2	81	0	87.6	196	2	900	15	0	137	748	0	4.6	0	0	93.6	14 #	2 #	31/03/2012				
Palestine	17	0	0	0	17	0	1.1	0	0	100.0	0	0	2	0	0	2	0	0	0.5	0	0	100.0	0	0	01/04/2012				
Qatar	6	0	0	0	6	0	2.6	0	0	83.3	0	0	6	0	0	6	0	0	10.2	0	0	33.3	0	0	01/04/2012				
Saudi Arabia	213	0	0	0	213	0	2.5	0	0	99.1	0	0	75	0	0	57	18	0	3.4	0	0	98.7	0	0	01/04/2012				
Somalia	172	0	0	3	162	7	3.4	3	2	98.8	0	0	34	0	0	6	28	0	2.6	0	0	97.1	0	0	27/03/2012				
Sudan	361	0	0	0	361	0	2.4	0	0	97.0	0	0	115	0	0	17	98	0	3.0	0	0	95.7	0	0	01/04/2012				
South Sudan	342	0	0	3	338	1	4.5	3	0	93.0	0	0	58	0	0	6	52	0	2.8	0	0	98.3	0	0	02/04/2012				
Syria	168	0	0	0	168	0	1.7	0	0	93.5	0	0	26	0	0	8	18	0	1.0	0	0	88.5	0	0	29/03/2012				
Tunisia	47	0	0	0	47	0	1.8	0	0	93.6	0	0	12	0	0	7	5	0	1.9	0	0	66.7	0	0	01/04/2012				
U.A.E	25	0	0	0	25	0	2.5	0	0	100.0	0	0	15	0	0	2	13	0	5.9	0	0	100.0	0	0	02/04/2012				
Yemen	386	0	0	0	376	10	3.5	0	0	91.5	0	0	109	0	0	47	62	0	3.7	0	0	96.3	0	0	31/03/2012				
EMR	11686	278	32	93	11261	22	4.8	93	2	90.1	276	2	2350	20	0	624	1706	0	3.8	3	1	92.4	19	2					
2010	11338	169	31	0	11129	10	4.6	0	0	90.9	137	32																	

\* Confirmed polio cases refer to wild isolation from AFP cases or from contacts of negative index AFP cases

\*\* Non-polio AFP per 100,000 children <15 years

\*\*\* Adequate here refers to two stool specimens collected at least 24 hours apart, within 14 days of paralysis onset

\*\*\*\* AFP cases co infected with P1 and P3 are counted separately as wild isolates

# One AFP case in Pakistan had co infection P1 & P3 from 2 contacts P1 & P3



## World Health Organization – Regional Office for Eastern Mediterranean

## AFP SURVEILLANCE

Week 13, ending 01 April 2012

2-Apr-12

Number 704

Table 4: Investigation of contacts of AFP cases with paralysis onset in 2011 up to Week (13/12)/ Ending on : (01/04/12)

Country	No. of AFP cases	No. of eligible AFP cases for contact sampling*	% of eligible AFP cases with contact samplings	% of eligible AFP cases with 3+ contacts	Total number of Contacts*	% of contacts under 5 years	% of contacts with specimens collected within 7 days of notification of index	% Contact specimens in lab within 3 days of collection	% Contact specimens positive for NPEV	% Contact specimens positive for Sabin like virus	No. of contacts positive for wild virus	% of wild polio virus isolation from contacts	No. of Contacts positive for VDPVs	No. of -ve index AFP cases identified positive by contact	No. of district identified infected from contacts
Afghanistan	422	34	58.8	58.8	163	98.2	68.7	28.4	17.2	2.6	0	0.0		0	0
Bahrain	7	0			0						0			0	0
Djibouti											0				0
Egypt	254	44	36.4	36.4	78	73.1	53.8	100.0	15.6	2.2	0	0.0		0	0
Iran	155	10	40.0	30.0	26	80.8	30.8	69.2	0.0	3.8	0	0.0		0	0
Iraq	110	9	66.7	44.4	16	43.8	56.3	50.0	6.3	0.0	0	0.0		0	0
Jordan	5	1	0.0	0.0	0						0			0	0
Kuwait	7	1	0.0	0.0	11	63.6	90.9	100.0	0.0	0.0	0	0.0		0	0
Lebanon	3	1	0.0	0.0	0						0			0	0
Libya	13	0			0						0			0	0
Morocco	15	2	100.0	50.0	12	58.3	0.0	100.0	0.0	0.0	0	0.0		0	0
Oman	7	0			19	89.5	89.5	100.0	27.3	9.1	0	0.0		0	0
Pakistan	900	58	89.7	87.9	207	92.8	71.0	70.0	16.1	4.4	4	2.2		2	1
Palestine	2	0			0						0			0	0
Qatar	6	4	0.0	0.0	0						0			0	0
Saudi Arabia	75	1	0.0	0.0	6	66.7	50.0				0			0	0
Somalia	34	1	100.0	100.0	102	93.1	99.0	11.5	21.8	1.3	0	0.0		0	0
Sudan	115	5	100.0	100.0	66	72.7	75.8	21.4	31.0	0.0	0	0.0		0	0
South Sudan	58	1	100.0	100.0	162	85.8	93.8	2.8	9.9	0.0	0	0.0		0	0
Syria	26	3	33.3	33.3	3	100.0	0.0				0			0	0
Tunisia	12	4	0.0	0.0	0						0			0	0
U.A.E.	15	0			0						0			0	0
Yemen	109	4	75.0	75.0	37	64.9	86.5				0			0	0
<b>Grand Total 2012</b>	<b>2350</b>	<b>183</b>	<b>60.7</b>	<b>57.9</b>	<b>908</b>	<b>86.0</b>	<b>75.2</b>	<b>41.2</b>	<b>15.6</b>	<b>2.2</b>	<b>4</b>	<b>0.6</b>		<b>2</b>	<b>1</b>
<b>Grand Total 2011</b>	<b>11686</b>	<b>1176</b>	<b>81.4</b>	<b>78.6</b>	<b>6049</b>	<b>86.0</b>	<b>69.2</b>	<b>51.5</b>	<b>18.5</b>	<b>3.9</b>	<b>33</b>	<b>0.6</b>	<b>13</b>	<b>18</b>	<b>9</b>

\* Eligible refers to AFP cases with inadequate stool specimens

\*\* Total number of contacts from eligible AFP cases and from other AFP cases as per with country criteria for contact sampling

Last wild contacts in EMRO, 01/01/2011- 01/04/2012

Year	Country	Count of wild contacts	Date of Most Recent stool collection
2011	Afghanistan	14	25/12/2011
	Pakistan	19	24/12/2011
<b>2011 Total</b>		<b>33</b>	<b>25/12/2011</b>
2012	Pakistan	4	31/01/2012
<b>2012 Total</b>		<b>4</b>	<b>31/01/2012</b>



**Table 5: Laboratory investigation of AFP cases with paralysis onset in 2012 up to Week (13/12)/ Ending on : (01/04/12)**

Country	Polio laboratories  Sequencing performed by CDC and RIVM laboratories	AFP cases with specimens	Preliminary virus isolation results of AFP cases						Poliovirus intratypic differentiation results #										Indicators				Latest report Date				
			Referred for ITD		NPEV only	Negative	Pending		Type 1			Type 2			Type 3			Discordant pending sequence	NPEV by PCR	Non-EV	Pending ITD	% specimens positive for NPEV*		% AFP cases with culture results within 14 days	% AFP cases with ITD results within 7 days	% AFP cases with ITD results within 45 days of onset**	
			L20B+	L20B+/NPEV			received < / = 14 days	received > 14 days ago	Wild	Sabin	VDPV	Wild	Sabin	VDPV	Wild	Sabin	VDPV										
Afghanistan	RRL Pakistan	389	18		45	251	76		5					1			11		1				11%	100%	95%	99%	30/03/2012
Bahrain	PNL Oman	7			1	5	1																17%	100%		100%	01/04/2012
Djibouti	NPL Kenya																										26/03/2012
Egypt***	RRL Egypt	231	4		32	176	18	1		2									1				13%	95%	100%	100%	01/04/2012
Iran	NPL Iran	147	7		2	138				4			1			3			2		1		1%	100%	100%	99%	31/03/2012
Iraq	NPL Iraq, RRL Egypt	109	2		14	56	6	31															17%	100%			31/03/2012
Jordan	NPL Jordan, RRL Tunisia	6				6																	6%	100%			29/03/2012
Kuwait	RRL Kuwait	13				10	3																0%	100%		100%	01/04/2012
Lebanon	RRL Egypt	8				8																	0%	100%		88%	01/04/2012
Libya	RRL Tunisia	13				10		3															0%	100%		100%	16/03/2012
Morocco	NPL Morocco, RRL Tunisia	16				15	1																0%	100%		100%	30/03/2012
Oman	NPL Oman	7				5	2																21%	100%		100%	01/04/2012
Pakistan	RRL Pakistan	1092	70	6	126	727	161	2	12	25			8		1	36							11%	99%	100%	98%	30/03/2012
Palestine & UNRWA		2			1	1																	50%	50%		100%	01/04/2012
Qatar	NPL Oman	7	1			6														1			0%	100%	100%	100%	01/04/2012
Saudi Arabia	NPL Saudi Arabia, NPL Oman	74	1		4	60	5	4					1										5%	97%	100%	83%	31/03/2012
Somalia	NPL Kenya	34	1		4	16		13		1													19%	10%		100%	27/03/2012
Sudan	NPL Sudan, NICD, S. Africa	115			26	76	13								1								25%	97%	100%	100%	01/04/2012
South Sudan	NPL Kenya	58	2		4	47		5		1					1								8%	0%		98%	27/03/2012
Syria	NPL Syria, RRL Tunisia	20			1	19																	5%	100%			29/03/2012
Tunisia	RRL Tunisia	10				6		4															0%	100%		100%	16/03/2012
U.A.E	NPL Oman	13				13																	0%	100%		100%	01/04/2012
Yemen	NPL Oman	105	9		11	71	12	1		3			3			2					1		10%	89%	100%	83%	01/04/2012
<b>Total EMR 2012</b>		<b>2476</b>	<b>115</b>	<b>6</b>	<b>271</b>	<b>1722</b>	<b>298</b>	<b>64</b>	<b>17</b>	<b>36</b>	<b>1</b>	<b>14</b>	<b>1</b>	<b>54</b>	<b>5</b>	<b>3</b>	<b>1</b>	<b>11%</b>	<b>95%</b>	<b>99%</b>	<b>98%</b>						
<b>Total EMR 2011</b>		<b>11586</b>	<b>668</b>	<b>62</b>	<b>2056</b>	<b>8794</b>	<b>1</b>	<b>3</b>	<b>258</b>	<b>183</b>	<b>1</b>	<b>111</b>	<b>15</b>	<b>2</b>	<b>222</b>	<b>3</b>	<b>6</b>	<b>37</b>	<b>2</b>	<b>16%</b>	<b>94%</b>	<b>98%</b>	<b>94%</b>				

\* Specimens from all sources including non-AFP cases, excluding environmental samples

\*\* This indicator reflects surveillance and laboratory activities

\*\*\* Environmental surveillance initiated in Egypt in September 2000 showed the following:

Year	2000	2001	2002	2003	2004	2005	2006	2007	2008	2009	2010	2011	2012
Negative	52	55	136	299	469	499	492	458	444	481	415	448	74
Pending													25
Wild	2	75	26	12	13	2		2			1		
<b>Grand Total</b>	<b>54</b>	<b>130</b>	<b>162</b>	<b>311</b>	<b>482</b>	<b>501</b>	<b>492</b>	<b>458</b>	<b>446</b>	<b>481</b>	<b>416</b>	<b>448</b>	<b>99</b>

In 2008, out of 446 samples, 2 positive for wild virus in Giza governorate (Al Haram Site) genomic sequence data indicate importation from Ethiopia / South Sudan & Cairo governorate (Al Haggana 2) genomic sequence data indicate nearest importation from India. In 2010, 1 positive sample for wild virus in Aswan governorate (Aswan City) genomic sequence data indicate nearest importation from Sudan.

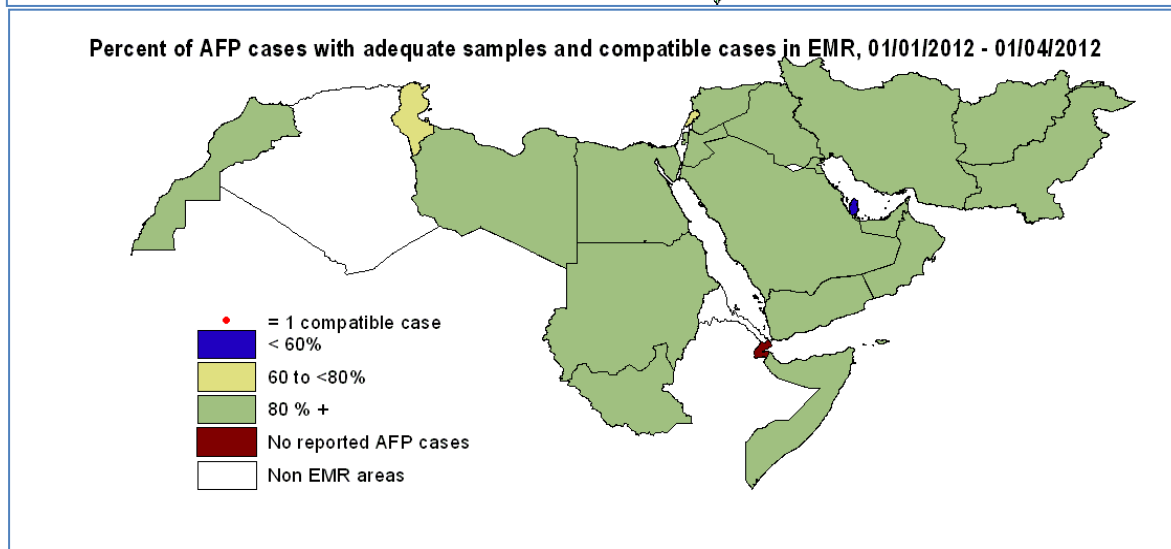
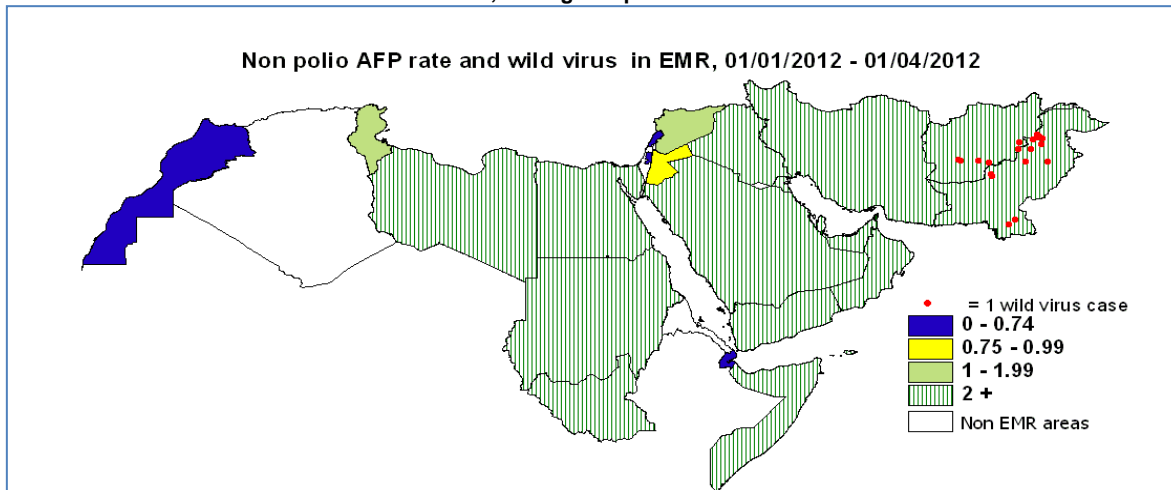
\*\*\*Environmental surveillance initiated in Pakistan in August 2009 showed the following:

Status	2009	2010							2010 Total	2011							2011 Total	2012							2012 Total		
		KHILBALDIA TOWN	KHILGADAP TOWN	KHILGUL SHAN-E-IGBAL TOWN	LAHORE	PESHAWAR	RAWALPINDI	QUETTA	MULTAN		KHILBALDIA TOWN	KHILGADAP TOWN	KHILGUL SHAN-E-IGBAL TOWN	LAHORE	PESHAWAR	RAWALPINDI	QUETTA	MULTAN		KHILBALDIA TOWN	KHILGADAP TOWN	KHILGUL SHAN-E-IGBAL TOWN	LAHORE	PESHAWAR	RAWALPINDI	QUETTA	MULTAN
Negative	27	10	8	10	17	5	1	4	15	77	8	8	10	17	5	1	4	15	68	1	2	5	2	2	2	3	15
pending																				1	3	1	3	2	1	2	16
Wild	18	6	20	12	6	12	5	9	9	79	4	28	14	19	19	11	20	21	136	3	4	4	2	2	3	18	
<b>Grand Total</b>	<b>45</b>	<b>16</b>	<b>31</b>	<b>24</b>	<b>33</b>	<b>14</b>	<b>7</b>	<b>13</b>	<b>18</b>	<b>156</b>	<b>12</b>	<b>36</b>	<b>24</b>	<b>36</b>	<b>24</b>	<b>12</b>	<b>24</b>	<b>36</b>	<b>204</b>	<b>2</b>	<b>8</b>	<b>6</b>	<b>9</b>	<b>6</b>	<b>3</b>	<b>6</b>	<b>49</b>



World Health Organization – Regional Office for Eastern Mediterranean  
AFP SURVEILLANCE  
Week 13, ending 01 April 2012

2-Apr-12  
Number 704



**Wild polio cases by country and date of onset of paralysis in EMR, 2011-12**

Year	COUNTRY	P1			P3			P1P3			Total Count	Total First Case	Total Last Case
		Count	First Case	Last Case	Count	First Case	Last Case	Count	First Case	Last Case			
2011	AFG	80	11/01/2011	16/12/2011							80	11/01/2011	16/12/2011
	PAK	196	03/01/2011	28/12/2011	2	09/06/2011	27/09/2011				198	03/01/2011	28/12/2011
2011 Total		276	03/01/2011	28/12/2011	2	09/06/2011	27/09/2011					03/01/2011	28/12/2011
2012	AFG	5	01/01/2012	15/02/2012							5	01/01/2012	15/02/2012
	PAK	13	01/01/2012	11/03/2012	1	19/02/2012	19/02/2012	1	04/01/2012	04/01/2012	15	01/01/2012	11/03/2012
2012 Total		18	01/01/2012	11/03/2012	1	19/02/2012	19/02/2012	1	04/01/2012	04/01/2012		01/01/2012	11/03/2012

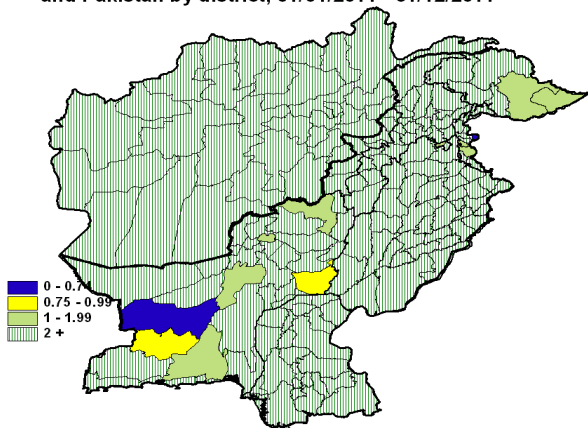


**Wild Polio cases by district and date of onset of paralysis, Afghanistan 2011**

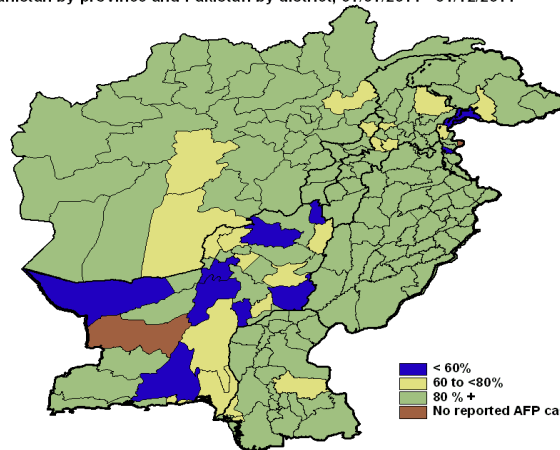
PROVINCE	DISTRICT	P1		
		Count	First case	Last case
KANDAHAR	MAYWAND	8	25/04/2011	16/12/2011
	SPIN BOLDAK	3	10/11/2011	12/12/2011
	KANDAHAR	13	23/05/2011	11/12/2011
	KHAKREZ	1	28/11/2011	28/11/2011
	PANJWAYI	4	15/08/2011	24/11/2011
	SHAH WALI KOT	3	05/08/2011	03/11/2011
	ARGHANDAB (K)	1	25/09/2011	25/09/2011
	DAMAN	2	11/01/2011	19/06/2011
FARAH	KHAKI SAFED	1	13/12/2011	13/12/2011
	BAKWA	3	26/04/2011	05/12/2011
	BALA BULUK	1	10/06/2011	10/06/2011
HILMAND	NAD ALI	8	05/08/2011	03/12/2011
	NAHRI SARRAJ	5	29/05/2011	02/12/2011
	LASHKAR GAH	1	16/09/2011	16/09/2011
	KAJAKI	1	01/09/2011	01/09/2011
	NAWAY I BARAKZAYI	1	30/08/2011	30/08/2011
	MUSA QALA	3	08/05/2011	28/06/2011
BAGHLHAN	KHOST WA FIRING	1	02/12/2011	02/12/2011
	BAGHLAN	1	07/10/2011	07/10/2011
URUZGAN	DIHRAWUD	2	12/11/2011	29/11/2011
	TIRIN KOT	1	23/11/2011	23/11/2011
	SHAHIDI HASSAS	1	11/10/2011	11/10/2011
	NESH	1	25/09/2011	25/09/2011
	ALMAR	2	14/10/2011	19/11/2011
FARYAB	ALMAR	2	14/10/2011	19/11/2011
KAPISA	MAHMUD RAQI	1	14/11/2011	14/11/2011
KUNDUZ	ALI ABAD	1	04/11/2011	04/11/2011
PARWAN	CHAHARIKAR	3	30/08/2011	04/11/2011
PAKTIKA	BARMAL	1	14/10/2011	14/10/2011
ZABUL	SHINKAY	1	05/10/2011	05/10/2011
	DAYCHOPAN	1	02/10/2011	02/10/2011
	QALAT	1	22/09/2011	22/09/2011
KUNAR	DANGAM	1	02/10/2011	02/10/2011
NANGARHAR	LAL PUR	1	28/09/2011	28/09/2011
BADGHIS	MUQUR (B)	1	04/09/2011	04/09/2011
<b>Grand Total</b>		<b>80</b>	<b>11/01/2011</b>	<b>16/12/2011</b>

Kandahar P1 case (AFG/08/11/103) was identified as wild by a positive contact with date of stool collection 30/05/11  
 Maywand P1 case (AFG/08/11/110) was identified as wild by a positive contact with date of stool collection 29/05/11  
 Bala Buluk P1 case (AFG/03/11/132) was identified as wild by a positive contact with date of stool collection 13/06/11  
 Ali Abad P1 case (AFG/01/11/217) was identified as wild by a positive contact with date of stool collection 29/09/11  
 Arghandab(K) P1 case (AFG/08/11/257) was identified as wild by a positive contact with date of stool collection 14/10/11  
 Chaharikar P1 case (AFG/05/11/240) was identified as wild by a positive contact with date of stool collection 23/10/11  
 Chaharikar P1 case (AFG/05/11/271) was identified as wild by a positive contact with date of stool collection 24/11/11  
 Al Mar P1 case (AFG/02/11/274) was identified as wild by a positive contact with date of stool collection 06/12/11  
 Khaki Safed P1 case (AFG/03/11/283) was identified as wild by a positive contact with date of stool collection 25/12/11

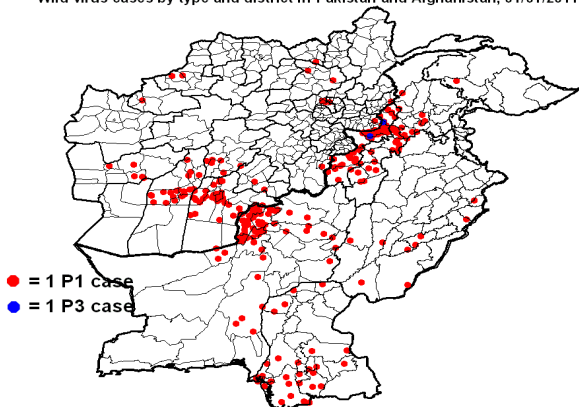
Non polio AFP rate in Afghanistan by province and Pakistan by district, 01/01/2011 - 31/12/2011



Percent of AFP cases with adequate samples in Afghanistan by province and Pakistan by district, 01/01/2011 - 31/12/2011



Wild virus cases by type and district in Pakistan and Afghanistan, 01/01/2011 - 31/12/2011



\* District RY Khan, Punjab Province, was identified as an infected district by isolating wild type P1 virus from a healthy child with date of stool collection 08/01/2011  
 \* District Nsirabad, Balochistan Province, was identified as an infected district by isolating wild type P1 virus from a healthy child with date of stool collection 26/01/2011  
 \* District Faisalabad, Punjab Province, was identified as an infected district by isolating wild type P1 virus from a healthy child with date of stool collection 28/07/2011  
 \* District Muzfargarh, Punjab Province, was identified as an infected district by isolating wild type P1 virus from a healthy child with date of stool collection 07/08/2011



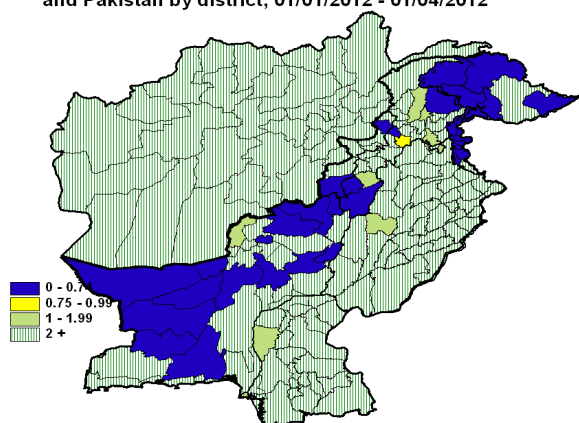
**Wild Polio cases by district and date of onset of paralysis, Pakistan 2011**

PROVINCE	DISTRICT	P1			P3		
		Count	First case	Last case	Count	First case	Last case
FATA	KHYBER	23	15/01/2011	28/12/2011	2	09/06/2011	27/09/2011
	WAZIR-N	14	18/08/2011	08/12/2011			
	BAJOUR	2	24/09/2011	11/11/2011			
	WAZIR-S	4	22/07/2011	17/10/2011			
	MOHMAND	4	03/01/2011	05/07/2011			
	ORAKZAI	2	06/05/2011	15/06/2011			
KURRAM	1	06/03/2011	06/03/2011				
KHYBER PAKHTOON	CHARSADA	1	28/12/2011	28/12/2011			
	TANK	3	17/11/2011	18/12/2011			
	PESHAWAR	6	16/01/2011	25/11/2011			
	BANNU	2	21/05/2011	24/11/2011			
	KOHAT	6	28/01/2011	22/11/2011			
	BUNIR	3	10/09/2011	11/11/2011			
	NOWSHERA	2	22/09/2011	28/10/2011			
	LAKKIMRWT	3	09/03/2011	27/10/2011			
	SWABI	1	14/10/2011	14/10/2011			
	DIRUPPER	1	19/09/2011	19/09/2011			
	TORGHAR	2	06/04/2011	22/05/2011			
PUNJAB	LAHORE	1	24/12/2011	24/12/2011			
	VEHARI	2	16/10/2011	12/12/2011			
	DGKHAN	1	08/12/2011	08/12/2011			
	MUZFARGARH	1	02/12/2011	02/12/2011			
	BAHAWALPUR	1	04/11/2011	04/11/2011			
	RYKHAN	1	11/10/2011	11/10/2011			
	LODHRAN	1	04/09/2011	04/09/2011			
OKARA	1	13/08/2011	13/08/2011				
SINDH	BADIN	4	22/02/2011	19/12/2011			
	THATTA	8	10/04/2011	06/12/2011			
	KHIBALDIA	2	07/10/2011	10/11/2011			
	KHIGIQBAL	1	10/10/2011	10/10/2011			
	JACOBABAD	1	09/10/2011	09/10/2011			
	KASHMORE	1	07/10/2011	07/10/2011			
	KAMBAR	2	28/09/2011	05/10/2011			
	KHIGADAP	2	05/04/2011	21/09/2011			
	KHISITE	2	07/05/2011	16/09/2011			
	UMERKOT	1	24/08/2011	24/08/2011			
	HYDERABAD	1	19/08/2011	19/08/2011			
	JAMSHORO	1	29/05/2011	29/05/2011			
	SANGHAR	2	20/01/2011	19/04/2011			
	KHISADDAR	1	05/04/2011	05/04/2011			
	KHIORANGI	1	29/03/2011	29/03/2011			
TMKHAN	2	18/02/2011	04/03/2011				
T.ALLAHYAR	1	21/01/2011	21/01/2011				
BALOCHISTAN	KABDULAH	22	02/03/2011	15/12/2011			
	KHUZDAR	5	03/05/2011	03/12/2011			
	QUETTA	15	22/06/2011	01/12/2011			
	HARNAI	1	26/11/2011	26/11/2011			
	PISHIN	16	19/02/2011	12/11/2011			
	BARKHAN	1	29/10/2011	29/10/2011			
	MASTUNG	2	20/10/2011	23/10/2011			
	KSAIFULAH	2	20/09/2011	20/10/2011			
	LORALAI	3	05/09/2011	30/09/2011			
	KALAT	1	10/08/2011	10/08/2011			
	DBUGTI	1	12/07/2011	12/07/2011			
	KOHLU	1	08/07/2011	08/07/2011			
	NOSHKI	3	01/04/2011	28/04/2011			
	GILGIT BALTISTAN	DIAMIR	1	18/05/2011	18/05/2011		
Grand Total		196	03/01/2011	28/12/2011	2	09/06/2011	27/09/2011

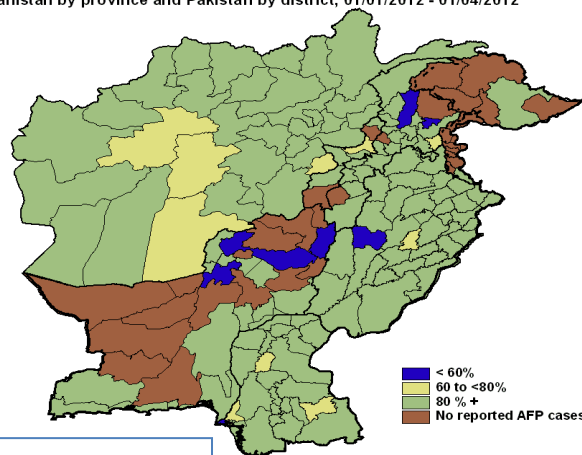
Sanghar P1 case (SD/32/11/005) was identified as wild by a positive contact with date of stool collection 26/01/2011  
Peshawar P1 case (NW/30/11/025) was identified as wild by a positive contact with date of stool collection 10/03/2011  
Torghar P1 case (NW/15/11/001) was identified as wild by a positive contact with date of stool collection 21/04/2011  
Khuzdar P1 case (BN/54/11/013) was identified as wild by a positive contact with date of stool collection 25/07/2011  
Wazir-S P1 case (NW/65/11/015) was identified as wild by a positive contact with date of stool collection 12/10/2011  
Ksaifulah P1 case (BN/25/11/005) was identified as wild by a positive contact with date of stool collection 21/11/2011  
DGKhan P1 case (PB/81/11/145) was identified as wild by a positive contact with date of stool collection 15/12/2011  
Kabdulah P1 case (BN/14/11/042) was identified as wild by a positive contact with date of stool collection 17/12/2011  
Khuzdar P1 case (BN/54/11/019) was identified as wild by a positive contact with date of stool collection 24/12/2011



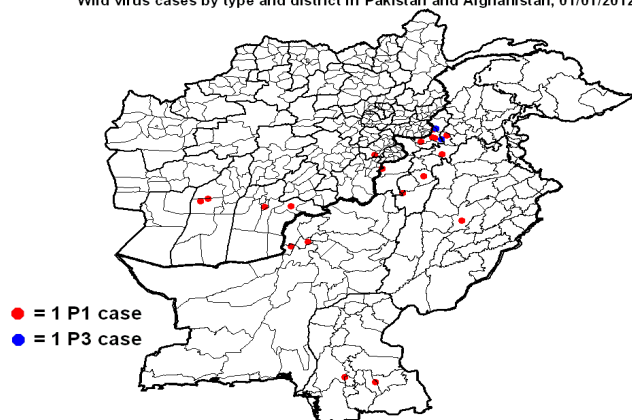
Non polio AFP rate in Afghanistan by province and Pakistan by district, 01/01/2012 - 01/04/2012



Percent of AFP cases with adequate samples in Afghanistan by province and Pakistan by district, 01/01/2012 - 01/04/2012



Wild virus cases by type and district in Pakistan and Afghanistan, 01/01/2012 - 01/04/2012



### Wild polio cases by district and date of onset of paralysis in Pakistan, 2012

PROVINCE	DISTRICT	P1			P3			P1P3			Total Count	Total First case	Total Last case
		Count	First case	Last case	Count	First case	Last case	Count	First case	Last case			
FATA	KHYBER	3	06/01/2012	11/03/2012							5	04/01/2012	11/03/2012
	WAZIR-N	1	10/02/2012	10/02/2012							1	10/02/2012	10/02/2012
SINDH	HYDERABAD	1	27/01/2012	27/01/2012							1	27/01/2012	27/01/2012
	MIRPURKHAS	1	03/01/2012	03/01/2012							1	03/01/2012	03/01/2012
PUNJAB	JHANG	1	20/01/2012	20/01/2012							1	20/01/2012	20/01/2012
KHYBER PAKHTOON	LAKKIMRWT	1	16/01/2012	16/01/2012							1	16/01/2012	16/01/2012
	DIKHAN	1	11/01/2012	11/01/2012							1	11/01/2012	11/01/2012
	KOHAT	1	11/01/2012	11/01/2012							1	11/01/2012	11/01/2012
	PESHAWAR	1	10/01/2012	10/01/2012							1	10/01/2012	10/01/2012
BALOCHISTAN	QUETTA	2	01/01/2012	06/01/2012							2	01/01/2012	06/01/2012
Grand Total		13	01/01/2012	11/03/2012	1	19/02/2012	19/02/2012	1	04/01/2012	04/01/2012		01/01/2012	11/03/2012

Khyber P1 case (NW/34/12/005) was identified as wild by a positive contact with date of stool collection 30/01/2012

Khyber P1P3 case (NW/34/12/002) was identified as wild by positive contacts with date of stool collection 30/01/2012

### Wild polio cases by district and date of onset of paralysis in Afghanistan, 2012

PROVINCE	DISTRICT	P1		
		Count	First case	Last case
PAKTYA	JADRAN	1	15/02/2012	15/02/2012
HILMAND	NAD ALI	2	01/01/2012	23/01/2012
KANDAHAR	KANDAHAR	1	15/01/2012	15/01/2012
	ARGHISTAN	1	03/01/2012	03/01/2012
Grand Total		5	01/01/2012	15/02/2012