



World Health Organization – Regional Office for Eastern Mediterranean

AFP SURVEILLANCE

Week 37, ending 16 September 2012

17-Sep-12

Number 728

Table 1: Acute Flaccid Paralysis (AFP) cases by week of onset

| Country | Reported AFP cases by week of onset - Week (37/12) / Ending on : (16/09/12) | | | | | | | | | | | | | | |
|------------------|---|----------------|-------------------------|----------------|----------------|----------------|----------------|----------------|----------------|----------------|----------------|----------------|----------------|----------------|----------------|
| | Total AFP 2010 | Total AFP 2011 | Total AFP to date, 2012 | W 26 01 Jul 12 | W 27 08 Jul 12 | W 28 15 Jul 12 | W 29 22 Jul 12 | W 30 29 Jul 12 | W 31 05 Aug 12 | W 32 12 Aug 12 | W 33 19 Aug 12 | W 34 26 Aug 12 | W 35 02 Sep 12 | W 36 09 Sep 12 | W 37 16 Sep 12 |
| Afghanistan | 1572 | 1831 | 1290 | 34 | 42 | 31 | 45 | 30 | 42 | 32 | 17 | 26 | 45 | 21 | 3 |
| Bahrain | 10 | 10 | 12 | 0 | 0 | 0 | 0 | 0 | 0 | 0 | 0 | 0 | 0 | 0 | 0 |
| Djibouti | 3 | 6 | 4 | 0 | 0 | 0 | 0 | 0 | 0 | 0 | 0 | 0 | 0 | 0 | 0 |
| Egypt | 1151 | 1023 | 716 | 26 | 13 | 16 | 21 | 18 | 14 | 21 | 7 | 13 | 16 | 18 | 3 |
| Iran | 622 | 603 | 480 | 7 | 12 | 14 | 20 | 9 | 13 | 9 | 8 | 15 | 13 | 5 | 0 |
| Iraq | 489 | 530 | 330 | 9 | 10 | 7 | 8 | 9 | 4 | 1 | 4 | 11 | 6 | 2 | |
| Jordan **** | 40 | 30 | 18 | 1 | 0 | 0 | 0 | 0 | 0 | 0 | 0 | 0 | 0 | 0 | |
| Kuwait | 24 | 38 | 24 | 1 | 0 | 1 | 1 | 0 | 0 | 0 | 0 | 0 | 0 | 0 | 0 |
| Lebanon **** | 19 | 22 | 22 | 1 | 0 | 1 | 1 | 1 | 0 | 0 | 1 | 0 | 1 | 0 | 0 |
| Libya | 46 | 35 | 28 | 0 | 0 | 0 | 1 | 2 | 0 | 1 | 0 | 0 | 0 | | |
| Morocco | 100 | 76 | 51 | 4 | 0 | 1 | 1 | 2 | 3 | 2 | 0 | 0 | 0 | | |
| Oman | 33 | 39 | 20 | 0 | 1 | 0 | 0 | 0 | 1 | 0 | 0 | 0 | 1 | 0 | 0 |
| Pakistan | 5393 | 5762 | 3182 | 85 | 79 | 97 | 101 | 79 | 79 | 65 | 56 | 76 | 44 | 9 | 0 |
| Palestine **** | 15 | 17 | 15 | 1 | 0 | 1 | 2 | 2 | 0 | 1 | 0 | 0 | 0 | 0 | 0 |
| Qatar | 5 | 6 | 11 | 0 | 0 | 0 | 0 | 0 | 2 | 0 | 0 | 0 | 0 | 0 | 0 |
| Saudi Arabia | 239 | 213 | 159 | 2 | 3 | 4 | 0 | 1 | 2 | 6 | 3 | 3 | 1 | 2 | 0 |
| Somalia | 164 | 172 | 97 | 2 | 1 | 4 | 1 | 3 | 2 | 3 | 1 | 2 | 4 | 0 | |
| Sudan | 408 | 362 | 282 | 6 | 4 | 5 | 6 | 4 | 3 | 8 | 3 | 5 | 12 | 1 | 0 |
| South Sudan | 310 | 341 | 217 | 7 | 6 | 10 | 6 | 5 | 8 | 9 | 5 | 5 | 1 | 1 | |
| Syria **** | 194 | 168 | 80 | 3 | 1 | 0 | 1 | 2 | 4 | 1 | 1 | 0 | 0 | 0 | |
| Tunisia | 57 | 47 | 44 | 1 | 3 | 0 | 0 | 1 | 0 | 0 | 0 | 3 | 1 | 0 | |
| U.A.E | 18 | 25 | 30 | 2 | 0 | 0 | 0 | 1 | 0 | 0 | 0 | 0 | 0 | 1 | 0 |
| Yemen | 426 | 386 | 329 | 14 | 12 | 6 | 7 | 7 | 10 | 9 | 4 | 14 | 12 | 10 | 0 |
| Total EMR | 11338 | 11742 | 7441 | 206 | 187 | 198 | 222 | 176 | 187 | 168 | 110 | 173 | 157 | 70 | 6 |

No data = No report received

Table 2: Confirmed polio cases by month of onset

| Country | Total year 2010 | Total year 2011 | 16/09 | | Confirmed polio cases by month of onset | | | | | | | | | | | |
|------------------|-----------------|-----------------|------------|-----------|---|---------------|---------------|--------------|---------------|------------|------------|-----------|-----------|-----------|-------------|----------------|
| | | | 2011 | 2012 | October 2011 | November 2011 | December 2011 | January 2012 | February 2012 | March 2012 | April 2012 | May 2012 | June 2012 | July 2012 | August 2012 | September 2012 |
| Afghanistan | 25 | 80 | 37 | 17 | 13 | 15 | 10 | 4 | 1 | 1 | 0 | 4 | 3 | 4 | | |
| Bahrain | 0 | 0 | 0 | 0 | 0 | 0 | 0 | 0 | 0 | 0 | 0 | 0 | 0 | 0 | 0 | 0 |
| Djibouti | 0 | 0 | 0 | 0 | 0 | 0 | 0 | 0 | 0 | 0 | 0 | 0 | 0 | 0 | 0 | 0 |
| Egypt | 0 | 0 | 0 | 0 | 0 | 0 | 0 | 0 | 0 | 0 | 0 | 0 | 0 | 0 | 0 | 0 |
| Iran | 0 | 0 | 0 | 0 | 0 | 0 | 0 | 0 | 0 | 0 | 0 | 0 | 0 | 0 | 0 | 0 |
| Iraq | 0 | 0 | 0 | 0 | 0 | 0 | 0 | 0 | 0 | 0 | 0 | 0 | 0 | 0 | 0 | 0 |
| Jordan **** | 0 | 0 | 0 | 0 | 0 | 0 | 0 | 0 | 0 | 0 | 0 | 0 | 0 | 0 | 0 | 0 |
| Kuwait | 0 | 0 | 0 | 0 | 0 | 0 | 0 | 0 | 0 | 0 | 0 | 0 | 0 | 0 | 0 | 0 |
| Lebanon **** | 0 | 0 | 0 | 0 | 0 | 0 | 0 | 0 | 0 | 0 | 0 | 0 | 0 | 0 | 0 | 0 |
| Libya | 0 | 0 | 0 | 0 | 0 | 0 | 0 | 0 | 0 | 0 | 0 | 0 | 0 | 0 | 0 | 0 |
| Morocco | 0 | 0 | 0 | 0 | 0 | 0 | 0 | 0 | 0 | 0 | 0 | 0 | 0 | 0 | 0 | 0 |
| Oman | 0 | 0 | 0 | 0 | 0 | 0 | 0 | 0 | 0 | 0 | 0 | 0 | 0 | 0 | 0 | 0 |
| Pakistan | 144 | 198 | 99 | 35 | 37 | 18 | 21 | 11 | 3 | 1 | 1 | 6 | 2 | 5 | 6 | |
| Palestine **** | 0 | 0 | 0 | 0 | 0 | 0 | 0 | 0 | 0 | 0 | 0 | 0 | 0 | 0 | 0 | 0 |
| Qatar | 0 | 0 | 0 | 0 | 0 | 0 | 0 | 0 | 0 | 0 | 0 | 0 | 0 | 0 | 0 | 0 |
| Saudi Arabia | 0 | 0 | 0 | 0 | 0 | 0 | 0 | 0 | 0 | 0 | 0 | 0 | 0 | 0 | 0 | 0 |
| Somalia | 0 | 0 | 0 | 0 | 0 | 0 | 0 | 0 | 0 | 0 | 0 | 0 | 0 | 0 | 0 | 0 |
| Sudan | 0 | 0 | 0 | 0 | 0 | 0 | 0 | 0 | 0 | 0 | 0 | 0 | 0 | 0 | 0 | 0 |
| South Sudan | 0 | 0 | 0 | 0 | 0 | 0 | 0 | 0 | 0 | 0 | 0 | 0 | 0 | 0 | 0 | 0 |
| Syria **** | 0 | 0 | 0 | 0 | 0 | 0 | 0 | 0 | 0 | 0 | 0 | 0 | 0 | 0 | 0 | 0 |
| Tunisia | 0 | 0 | 0 | 0 | 0 | 0 | 0 | 0 | 0 | 0 | 0 | 0 | 0 | 0 | 0 | 0 |
| U.A.E | 0 | 0 | 0 | 0 | 0 | 0 | 0 | 0 | 0 | 0 | 0 | 0 | 0 | 0 | 0 | 0 |
| Yemen | 0 | 0 | 0 | 0 | 0 | 0 | 0 | 0 | 0 | 0 | 0 | 0 | 0 | 0 | 0 | 0 |
| Total EMR | 169 | 278 | 136 | 52 | 50 | 33 | 31 | 15 | 4 | 2 | 1 | 10 | 5 | 9 | 6 | 0 |

**** UNRWA cases are included with those of country of residence



Table 3: Investigation of AFP cases with paralysis onset in 2011 & 2012 up to Week (37/12) / Ending on : (16/09/12)

| COUNTRY | 2011 | | | | | | | | | | | | 2012 | | | | | | | | | | | | Latest line List Date | | | | |
|--------------|----------------------------|-------------------------------|------------------|------------------------|---------------------------|------|-----------------------|--|--|-------------------------------|--------------------|--------------------|----------------------------|-------------------------------|------------------|------------------------|---------------------------|------|----------------------------------|--|--|-------------------------------|--------------------|--------------------|-----------------------|----------|--|-----------------|--|
| | AFP | | | | | | | | | | Specimen | | Wild cases **** | | AFP | | | | | | | | | | | Specimen | | Wild cases **** | |
| | Total AFP cases onset 2011 | Case classification | | | | | Non polio AFP rate ** | AFP cases pending classification > 90 days from onset of paralysis | AFP cases pending classification and lab > 90 days from onset of paralysis | % with *** adequate specimens | Wild P1 Poliovirus | Wild P3 Poliovirus | Total AFP cases onset 2012 | Case classification | | | | | Annualized Non polio AFP rate ** | AFP cases pending classification > 90 days from onset of paralysis | AFP cases pending classification and lab > 90 days from onset of paralysis | % with *** adequate specimens | Wild P1 Poliovirus | Wild P3 Poliovirus | | | | | |
| | | Total Confirmed Polio Cases * | Polio Compatible | Pending Classification | Discarded (non polio AFP) | VDPV | | | | | | | | Total Confirmed Polio Cases * | Polio Compatible | Pending Classification | Discarded (non polio AFP) | VDPV | | | | | | | | | | | |
| Afghanistan | 1831 | 80 | 13 | 0 | 1737 | 1 | 10.0 | 0 | 0 | 92.0 | 80 | 0 | 1290 | 17 | 3 | 109 | 1161 | 0 | 10.3 | 5 | 0 | 92.2 | 17 | 0 | 16/09/2012 | | | | |
| Bahrain | 10 | 0 | 0 | 0 | 10 | 0 | 3.8 | 0 | 0 | 90.0 | 0 | 0 | 12 | 0 | 0 | 0 | 12 | 0 | 6.2 | 0 | 0 | 91.7 | 0 | 0 | 12/09/2012 | | | | |
| Djibouti | 6 | 0 | 0 | 0 | 6 | 0 | 2.1 | 0 | 0 | 66.7 | 0 | 0 | 4 | 0 | 0 | 1 | 3 | 0 | 1.9 | 1 | 0 | 75.0 | 0 | 0 | 16/09/2012 | | | | |
| Egypt | 1023 | 0 | 0 | 0 | 1022 | 1 | 3.3 | 0 | 0 | 92.6 | 0 | 0 | 716 | 0 | 0 | 73 | 643 | 0 | 3.1 | 0 | 0 | 90.1 | 0 | 0 | 14/09/2012 | | | | |
| Iran | 603 | 0 | 0 | 0 | 601 | 2 | 3.1 | 0 | 0 | 91.4 | 0 | 0 | 480 | 0 | 0 | 47 | 433 | 1 | 3.5 | 0 | 0 | 92.9 | 0 | 0 | 16/09/2012 | | | | |
| Iraq | 530 | 0 | 0 | 0 | 530 | 0 | 3.7 | 0 | 0 | 89.2 | 0 | 0 | 330 | 0 | 0 | 30 | 300 | 0 | 3.2 | 18 | 9 | 89.7 | 0 | 0 | 14/09/2012 | | | | |
| Jordan | 30 | 0 | 0 | 0 | 30 | 0 | 1.3 | 0 | 0 | 96.7 | 0 | 0 | 18 | 0 | 0 | 6 | 12 | 0 | 1.1 | 4 | 1 | 88.9 | 0 | 0 | 13/09/2012 | | | | |
| Kuwait | 38 | 0 | 0 | 0 | 38 | 0 | 5.1 | 0 | 0 | 92.1 | 0 | 0 | 24 | 0 | 0 | 1 | 23 | 0 | 4.4 | 1 | 0 | 87.5 | 0 | 0 | 16/09/2012 | | | | |
| Lebanon | 22 | 0 | 0 | 0 | 22 | 0 | 2.0 | 0 | 0 | 45.5 | 0 | 0 | 22 | 0 | 0 | 13 | 9 | 0 | 2.5 | 8 | 0 | 50.0 | 0 | 0 | 16/09/2012 | | | | |
| Libya | 35 | 0 | 0 | 0 | 35 | 0 | 1.7 | 0 | 0 | 100.0 | 0 | 0 | 28 | 0 | 0 | 5 | 23 | 0 | 1.9 | 1 | 1 | 100.0 | 0 | 0 | 08/09/2012 | | | | |
| Morocco | 76 | 0 | 0 | 0 | 76 | 0 | 0.8 | 0 | 0 | 80.3 | 0 | 0 | 51 | 0 | 0 | 18 | 33 | 0 | 0.7 | 8 | 0 | 84.3 | 0 | 0 | 07/09/3012 | | | | |
| Oman | 39 | 0 | 0 | 0 | 39 | 0 | 5.1 | 0 | 0 | 97.4 | 0 | 0 | 20 | 0 | 0 | 1 | 19 | 0 | 3.6 | 0 | 0 | 100.0 | 0 | 0 | 16/09/2012 | | | | |
| Pakistan | 5762 | 198 | 31 | 0 | 5533 | 0 | 7.3 | 0 | 0 | 87.5 | 196 | 2 | 3182 | 35 | 0 | 219 | 2928 | 0 | 5.8 | 76 | 1 | 89.7 | 33 # | 3 # | 16/09/2012 | | | | |
| Palestine | 17 | 0 | 0 | 0 | 17 | 0 | 1.1 | 0 | 0 | 100.0 | 0 | 0 | 15 | 0 | 0 | 7 | 8 | 0 | 1.2 | 0 | 0 | 93.3 | 0 | 0 | 16/09/2012 | | | | |
| Qatar | 6 | 0 | 0 | 0 | 6 | 0 | 2.6 | 0 | 0 | 83.3 | 0 | 0 | 11 | 0 | 0 | 8 | 3 | 0 | 6.6 | 5 | 0 | 90.9 | 0 | 0 | 16/09/2012 | | | | |
| Saudi Arabia | 213 | 0 | 0 | 0 | 213 | 0 | 2.5 | 0 | 0 | 99.1 | 0 | 0 | 159 | 0 | 0 | 22 | 137 | 0 | 2.5 | 0 | 0 | 95.0 | 0 | 0 | 16/09/2012 | | | | |
| Somalia | 172 | 0 | 1 | 0 | 162 | 9 | 3.4 | 0 | 0 | 98.3 | 0 | 0 | 97 | 0 | 1 | 9 | 86 | 1 | 2.6 | 3 | 0 | 96.9 | 0 | 0 | 12/09/2012 | | | | |
| Sudan | 362 | 0 | 0 | 0 | 362 | 0 | 2.4 | 0 | 0 | 96.7 | 0 | 0 | 282 | 0 | 0 | 19 | 262 | 1 | 2.6 | 1 | 0 | 96.5 | 0 | 0 | 16/09/2012 | | | | |
| South Sudan | 341 | 0 | 0 | 0 | 340 | 1 | 4.5 | 0 | 0 | 93.3 | 0 | 0 | 217 | 0 | 0 | 22 | 194 | 1 | 3.7 | 7 | 0 | 95.9 | 0 | 0 | 12/09/2012 | | | | |
| Syria | 168 | 0 | 0 | 0 | 168 | 0 | 1.7 | 0 | 0 | 93.5 | 0 | 0 | 80 | 0 | 0 | 5 | 75 | 0 | 1.1 | 1 | 0 | 86.3 | 0 | 0 | 13/09/2012 | | | | |
| Tunisia | 47 | 0 | 0 | 0 | 47 | 0 | 1.8 | 0 | 0 | 93.6 | 0 | 0 | 44 | 0 | 0 | 4 | 40 | 0 | 2.4 | 1 | 0 | 75.0 | 0 | 0 | 14/09/2012 | | | | |
| U.A.E | 25 | 0 | 0 | 0 | 25 | 0 | 2.5 | 0 | 0 | 100.0 | 0 | 0 | 30 | 0 | 0 | 1 | 29 | 0 | 4.2 | 0 | 0 | 100.0 | 0 | 0 | 16/09/2012 | | | | |
| Yemen | 386 | 0 | 0 | 0 | 376 | 10 | 3.5 | 0 | 0 | 91.5 | 0 | 0 | 329 | 0 | 0 | 55 | 272 | 2 | 3.9 | 1 | 0 | 94.5 | 0 | 0 | 16/09/2012 | | | | |
| EMR | 11742 | 278 | 45 | 0 | 11395 | 24 | 4.8 | 0 | 0 | 90.0 | 276 | 2 | 7441 | 52 | 4 | 675 | 6705 | 6 | 4.3 | 141 | 12 | 91.1 | 50 | 3 | | | | | |
| 2010 | 11338 | 169 | 31 | 0 | 11129 | 10 | 4.6 | 0 | 0 | 90.9 | 137 | 32 | | | | | | | | | | | | | | | | | |

* Confirmed polio cases refer to wild isolation from AFP cases or from contacts of negative index AFP cases

** Non-polio AFP per 100,000 children <15 years

*** Adequate here refers to two stool specimens collected at least 24 hours apart, within 14 days of paralysis onset

**** AFP cases co infected with P1 and P3 are counted separately as wild isolates

One AFP case in Pakistan had co infection P1 & P3 from 2 contacts P1 & P3



Table 4: Investigation of contacts of AFP cases with paralysis onset in 2012 up to Week (37/12) / Ending on : (16/09/12)

| Country | No. of AFP cases | No. of eligible AFP cases for contact sampling* | % of eligible AFP cases with contact samplings | % of eligible AFP cases with 3+ contacts | Total number of Contacts** | % of contacts under 5 years | % of contacts with specimens collected within 7 days of notification of index | % Contact specimens in lab within 3 days of collection | % Contact specimens positive for NPEV | % Contact specimens positive for Sabin like virus | No. of contacts positive for wild virus | % of wild polio virus isolation from contacts | No. of Contacts positive for VDPVs | No. of -ve index AFP cases identified positive by contact | No. of district identified infected from contacts |
|-------------------------|------------------|---|--|--|----------------------------|-----------------------------|---|--|---------------------------------------|---|---|---|------------------------------------|---|---|
| Afghanistan | 1290 | 100 | 90.0 | 89.0 | 602 | 93.9 | 75.2 | 31.6 | 23.3 | 3.8 | 0 | 0.0 | | 0 | 0 |
| Bahrain | 12 | 1 | 100.0 | 0.0 | 1 | 0.0 | 100.0 | 0.0 | 0.0 | 0.0 | 0 | 0.0 | | 0 | 0 |
| Djibouti | 4 | 1 | 100.0 | 100.0 | 8 | 75.0 | 100.0 | 0.0 | 0.0 | 50.0 | 0 | 0.0 | | 0 | 0 |
| Egypt | 716 | 76 | 78.9 | 78.9 | 264 | 78.8 | 44.3 | 100.0 | 20.5 | 1.7 | 0 | 0.0 | | 0 | 0 |
| Iran | 480 | 34 | 94.1 | 82.4 | 133 | 77.4 | 27.1 | 77.4 | 3.0 | 0.8 | 0 | 0.0 | | 0 | 0 |
| Iraq | 330 | 34 | 70.6 | 55.9 | 79 | 62.0 | 46.8 | 67.1 | 3.8 | 0.0 | 0 | 0.0 | | 0 | 0 |
| Jordan | 18 | 2 | 0.0 | 0.0 | 0 | | | | | | 0 | | | 0 | 0 |
| Kuwait | 24 | 3 | 66.7 | 66.7 | 66 | 47.0 | 66.7 | 100.0 | 0.0 | 0.0 | 0 | 0.0 | | 0 | 0 |
| Lebanon | 22 | 11 | 63.6 | 36.4 | 18 | 11.1 | 72.2 | 15.4 | 15.4 | 0.0 | 0 | 0.0 | | 0 | 0 |
| Libya | 28 | 0 | | | 0 | | | | | | 0 | | | 0 | 0 |
| Morocco | 51 | 8 | 62.5 | 37.5 | 29 | 34.5 | 17.2 | 96.2 | 0.0 | 0.0 | 0 | 0.0 | | 0 | 0 |
| Oman | 20 | 0 | | | 56 | 87.5 | 94.6 | 100.0 | 14.6 | 2.1 | 0 | 0.0 | | 0 | 0 |
| Pakistan | 3182 | 328 | 84.5 | 82.0 | 1025 | 90.5 | 59.5 | 69.2 | 25.8 | 3.7 | 4 | 0.4 | | 2 | 1 |
| Palestine | 15 | 1 | 0.0 | 0.0 | 0 | | | | | | 0 | | | 0 | 0 |
| Qatar | 11 | 1 | 0.0 | 0.0 | 0 | | | | | | 0 | | | 0 | 0 |
| Saudi Arabia | 159 | 8 | 75.0 | 75.0 | 43 | 46.5 | 65.1 | 63.2 | 0.0 | 5.3 | 0 | 0.0 | | 0 | 0 |
| Somalia | 97 | 3 | 100.0 | 100.0 | 284 | 92.3 | 98.9 | 9.3 | 15.6 | 3.1 | 0 | 0.0 | | 0 | 0 |
| Sudan | 282 | 10 | 100.0 | 100.0 | 200 | 79.0 | 54.0 | 36.9 | 13.1 | 0.6 | 0 | 0.0 | | 0 | 0 |
| South Sudan | 217 | 9 | 100.0 | 100.0 | 620 | 83.5 | 91.0 | 0.9 | 11.0 | 1.1 | 0 | 0.0 | | 0 | 0 |
| Syria | 80 | 11 | 45.5 | 27.3 | 18 | 77.8 | 16.7 | 70.6 | 0.0 | 0.0 | 0 | 0.0 | | 0 | 0 |
| Tunisia | 44 | 11 | 54.5 | 27.3 | 49 | 4.1 | 22.4 | 45.8 | 0.0 | 0.0 | 0 | 0.0 | | 0 | 0 |
| U.A.E. | 30 | 0 | | | 0 | | | | | | 0 | | | 0 | 0 |
| Yemen | 329 | 18 | 88.9 | 83.3 | 139 | 57.6 | 54.0 | 0.0 | 15.8 | 14.7 | 0 | 0.0 | | 0 | 0 |
| Grand Total 2012 | 7441 | 670 | 82.7 | 78.2 | 3634 | 82.7 | 67.3 | 46.0 | 17.7 | 2.9 | 4 | 0.1 | | 2 | 1 |
| Grand Total 2011 | 11742 | 1192 | 81.5 | 78.8 | 6043 | 85.8 | 69.6 | 51.3 | 18.5 | 3.8 | 33 | 0.6 | 16 | 18 | 9 |

* Eligible refers to AFP cases with inadequate stool specimens

** Total number of contacts from eligible AFP cases and from other AFP cases as per with country criteria for contact sampling

Last wild contacts in EMRO, 01/01/2012- 16/09/2012

| Year | Country | Data | Date of Most Recent stool collection |
|-------------------|----------|----------|--------------------------------------|
| 2012 | Pakistan | 4 | 31/01/2012 |
| 2012 Total | | 4 | 31/01/2012 |



Table 5: Laboratory investigation of AFP cases with paralysis onset in 2012 up to Week (37/12) / Ending on : (16/09/12)

| Country | Polio laboratories Sequencing performed by CDC and RIVM laboratories | AFP cases with specimens | Preliminary virus isolation results of AFP cases | | | | | | Poliovirus intratypic differentiation results # | | | | | | | | | | Indicators | | | | Latest report Date | | | | | |
|-----------------------|---|--------------------------|--|------------|-------------|-------------|------------------------|------------------------|---|------------|----------|--------|-------|------------|-----------|----------|------------|-----------------------------|-------------|----------|-------------|--------------------------------|--------------------|---|--|--|------------|------------|
| | | | Referred for ITD | | NPEV only | Negative | Pending | | Type 1 | | | Type 2 | | | Type 3 | | | Discordant pending sequence | NPEV by PCR | Non-EV | Pending ITD | % specimens positive for NPEV* | | % AFP cases with culture results within 14 days | % AFP cases with ITD results within 7 days | % AFP cases with ITD results within 45 days of onset** | | |
| | | | L20B+ | L20B+INPEV | | | received < / = 14 days | received > 14 days ago | Wild | Sabin | VDPV | Wild | Sabin | VDPV | Wild | Sabin | VDPV | | | | | | | | | | | |
| Afghanistan | RRL Pakistan | 1262 | 74 | 9 | 240 | 874 | 65 | | 17 | 23 | | | | | 6 | | | 46 | | | 1 | | | 17% | 100% | 99% | 98% | 14/09/2012 |
| Bahrain | PNL Oman | 11 | | | 1 | 10 | | | | | | | | | | | | | | | | | | 6% | 100% | | 82% | 16/09/2012 |
| Djibouti | NPL Kenya | 4 | | | | 4 | | | | | | | | | | | | | | | | | | 0% | | | 100% | 16/09/2012 |
| Egypt*** | RRL Egypt | 699 | 15 | 4 | 126 | 523 | 30 | 1 | | 10 | | | | 2 | | | 7 | | | 1 | 3 | 3 | | 17% | 95% | 100% | 99% | 16/09/2012 |
| Iran | NPL Iran | 487 | 19 | | 19 | 425 | 18 | 6 | | 4 | | | | 1 | 1 | | 5 | | | 1 | | 10 | | 3% | 99% | 100% | 98% | 15/09/2012 |
| Iraq | RRL Egypt | 329 | 10 | 1 | 48 | 249 | 10 | 13 | | | | | | 1 | | | 1 | | | | | | | 14% | 100% | 100% | 50% | 14/09/2012 |
| Jordan | RRL Tunisia | 22 | | | | 20 | 2 | | | | | | | | | | | | | | | | | 8% | 95% | | | 13/09/2012 |
| Kuwait | RRL Kuwait | 31 | | | | 31 | | | | | | | | | | | | | | | | | | 1% | 68% | | 100% | 13/09/2012 |
| Lebanon | RRL Egypt | 38 | 2 | | 6 | 29 | 1 | | | | | | | 1 | | | 1 | | | 1 | | | | 13% | 100% | 100% | 86% | 16/09/2012 |
| Libya | RRL Tunisia | 30 | | | 1 | 29 | | | | | | | | | | | | | | | | | | 3% | 93% | | 100% | 10/09/2012 |
| Morocco | RRL Tunisia | 51 | | | | 49 | | 2 | | | | | | | | | | | | | | | | 0% | 96% | | 98% | 14/09/2012 |
| Oman | NPL Oman | 20 | 1 | | | 19 | | | | 1 | | | | | | | | | | | | | | 11% | 100% | 100% | 100% | 16/09/2012 |
| Pakistan | RRL Pakistan | 3407 | 174 | 21 | 719 | 2315 | 177 | 3 | 31 | 68 | | | | 24 | | 2 | 89 | | | | 7 | | | 20% | 100% | 99% | 98% | 14/09/2012 |
| Palestine & UNRWA | | 15 | | | 3 | 11 | | 1 | | | | | | | | | | | | | | | | 21% | 8% | | 79% | 16/09/2012 |
| Qatar | NPL Oman | 12 | 1 | | | 11 | | | | | | | | | | | | | | | | 1 | | 0% | 100% | 100% | 100% | 16/09/2012 |
| Saudi Arabia | NPL Oman | 161 | 7 | | 4 | 146 | 4 | | | 1 | | | | 4 | | | 2 | | | | | | | 2% | 96% | 100% | 83% | 15/09/2012 |
| Somalia | NPL Kenya | 96 | 5 | | 19 | 66 | 3 | 3 | | 2 | | | | 2 | 1 | | 2 | | | | | | | 21% | 2% | | 97% | 12/09/2012 |
| Sudan | RRL Egypt | 281 | 4 | | 36 | 225 | 13 | 3 | | 4 | | | | 1 | 1 | | 1 | | | 3 | | | | 13% | 92% | 100% | 100% | 16/09/2012 |
| South Sudan | NPL Kenya | 216 | 6 | | 35 | 161 | 3 | 11 | | 1 | | | | 1 | 1 | | 5 | | | | | | | 17% | 0% | | 90% | 12/09/2012 |
| Syria | RRL Tunisia | 73 | | | 2 | 67 | | 4 | | | | | | | | | | | | | | | | 2% | 100% | | | 30/08/2012 |
| Tunisia | RRL Tunisia | 43 | 2 | | 2 | 35 | 4 | | | | | | | 2 | | | 1 | | | | | | | 2% | 95% | 50% | 92% | 10/09/2012 |
| U.A.E | NPL Oman | 29 | | | | 29 | | | | | | | | | | | | | | | | | | 0% | 100% | | 90% | 16/09/2012 |
| Yemen | RRL Egypt | 308 | 20 | 5 | 47 | 204 | 30 | | | 6 | | | | 10 | 1 | | 10 | 1 | | | 3 | | | 15% | 91% | 100% | 90% | 16/09/2012 |
| Total EMR 2012 | | 7625 | 340 | 40 | 1308 | 5532 | 360 | 47 | 48 | 120 | | | | 55 | 5 | 2 | 170 | 1 | | 5 | 15 | 14 | | 16% | 94% | 99% | 97% | |
| Total EMR 2011 | | 11585 | 669 | 62 | 2056 | 8794 | | | 258 | 183 | 2 | | | 109 | 18 | 2 | 222 | | | 3 | 6 | 37 | 2 | 16% | 94% | 98% | 94% | |

* Specimens from all sources including non-AFP cases, excluding environmental samples

** This indicator reflects surveillance and laboratory activities

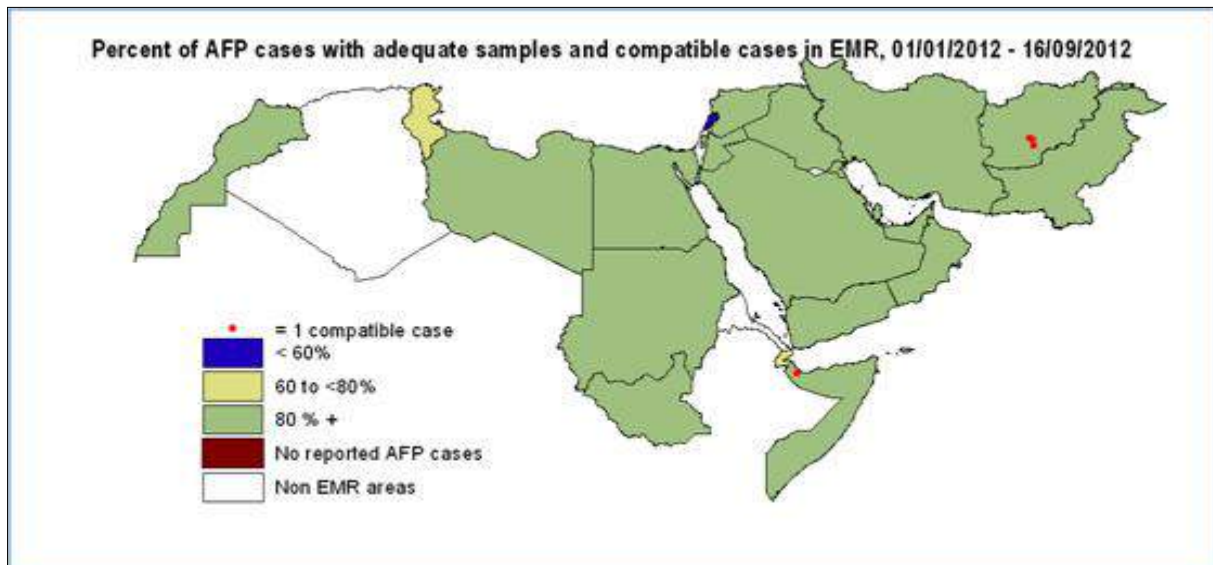
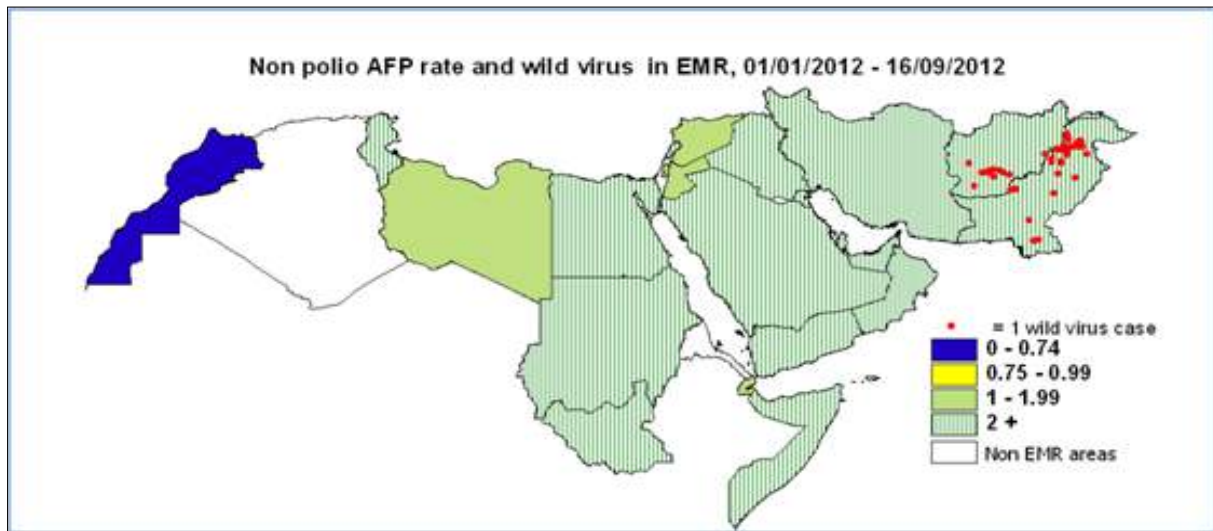
*** Environmental surveillance initiated in Egypt in September 2000 showed the following:

| Year | 2000 | 2001 | 2002 | 2003 | 2004 | 2005 | 2006 | 2007 | 2008 | 2009 | 2010 | 2011 | 2012 | Grand Total |
|-------------|------|------|------|------|------|------|------|------|------|------|------|------|------|-------------|
| Negative | 52 | 55 | 136 | 299 | 469 | 499 | 492 | 458 | 444 | 481 | 415 | 448 | 268 | 4516 |
| Pending | | | | | | | | | | | | | 19 | 19 |
| Wild | 2 | 75 | 26 | 12 | 13 | 2 | | 2 | | | 1 | | | 133 |
| Grand Total | 54 | 130 | 162 | 311 | 482 | 501 | 492 | 458 | 446 | 481 | 416 | 448 | 287 | 4668 |

In 2008, out of 446 samples, 2 positive for wild virus in Giza governorate (Al Haram Site) genomic sequence data indicate importation from Ethiopia / South Sudan & Cairo governorate (Al Haggana 2) genomic sequence data indicate nearest importation from India. In 2010, 1 positive sample for wild virus in Aswan governorate (Aswan City) genomic sequence data indicate nearest importation from Sudan.

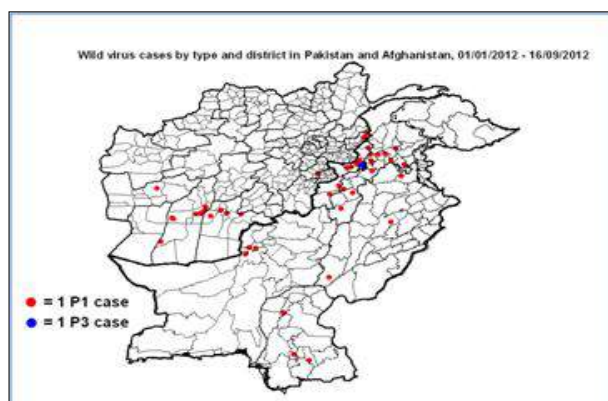
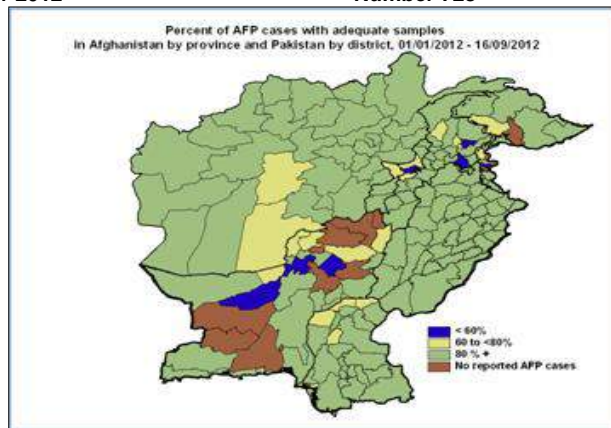
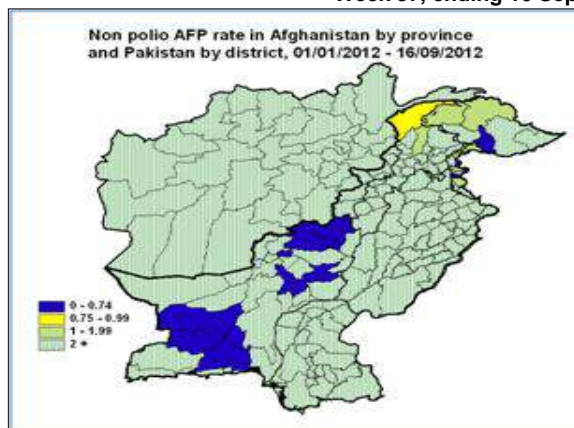
****Environmental surveillance initiated in Pakistan in August 2009 showed the following:

| Year | 2009 | | | | | 2010 | | | | | 2011 | | | | | 2012 | | | | | | | | | | | | | | | | | | | |
|-------------|----------------|----------------|-------------------------|--------|----|----------------|----------------|-------------------------|--------|----------|------------|--------|--------|-----|----------------|----------------|-------------------------|--------|----------|------------|--------|--------|-----|----------------|----------------|-------------------------|--------|----------|------------|--------|--------|--------|-----------|------------|-----|
| | KHI BALDA TOWN | KHI GADAP TOWN | KHI GULSHANE-IBBAL TOWN | LAHORE | | KHI BALDA TOWN | KHI GADAP TOWN | KHI GULSHANE-IBBAL TOWN | LAHORE | PESHAWAR | RAWALPINDI | QUETTA | MILTAN | | KHI BALDA TOWN | KHI GADAP TOWN | KHI GULSHANE-IBBAL TOWN | LAHORE | PESHAWAR | RAWALPINDI | QUETTA | MILTAN | | KHI BALDA TOWN | KHI GADAP TOWN | KHI GULSHANE-IBBAL TOWN | LAHORE | PESHAWAR | RAWALPINDI | QUETTA | MILTAN | SUKKUR | HYDERABAD | FAISALABAD | |
| Negative | 5 | 3 | 5 | 10 | 27 | 10 | 11 | 12 | 27 | 2 | 2 | 4 | 9 | 77 | 8 | 8 | 10 | 17 | 5 | 1 | 4 | 15 | 68 | 8 | 13 | 14 | 8 | 4 | 3 | 13 | 19 | 2 | | 84 | |
| Pending | | | | | | | | | | | | | | | | | | | | | | | | | | | | | | | | | | 1 | 13 |
| Wild | 1 | 8 | 7 | 2 | 18 | 6 | 20 | 12 | 6 | 12 | 5 | 9 | 9 | 79 | 4 | 28 | 14 | 19 | 19 | 11 | 20 | 21 | 136 | 10 | 2 | 16 | 12 | 5 | 2 | 4 | 6 | 1 | | 38 | |
| Grand Total | 10 | 11 | 12 | 12 | 45 | 16 | 31 | 24 | 33 | 14 | 7 | 13 | 18 | 156 | 12 | 36 | 24 | 36 | 24 | 12 | 24 | 36 | 204 | 8 | 24 | 17 | 26 | 17 | 8 | 16 | 25 | 10 | 3 | 1 | 155 |



Wild polio cases by country and date of onset of paralysis in EMR, 2012

| Year | COUNTRY | P1 | | | P3 | | | P1P3 | | | Total Count | First Case | Last Case |
|------|---------|-------|------------|------------|-------|------------|------------|-------|------------|------------|-------------|------------|------------|
| | | Count | First Case | Last Case | Count | First Case | Last Case | Count | First Case | Last Case | | | |
| 2012 | AFG | 17 | 01/01/2012 | 21/07/2012 | | | | | | | 17 | 01/01/2012 | 21/07/2012 |
| | PAK | 32 | 01/01/2012 | 30/08/2012 | 2 | 19/02/2012 | 18/04/2012 | 1 | 04/01/2012 | 04/01/2012 | 35 | 01/01/2012 | 30/08/2012 |
| 2012 | Total | 49 | 01/01/2012 | 30/08/2012 | 2 | 19/02/2012 | 18/04/2012 | 1 | 04/01/2012 | 04/01/2012 | 52 | 01/01/2012 | 30/08/2012 |



Wild Polio cases by district and date of onset of paralysis, Afghanistan 2012

| PROVINCE | DISTRICT | P1 Count | First case | Last case |
|-------------|--------------|----------|------------|------------|
| KUNAR | BAR KUNAR | 2 | 30/06/2012 | 21/07/2012 |
| | NARI | 1 | 01/07/2012 | 01/07/2012 |
| HILMAND | SANGIN | 1 | 20/07/2012 | 20/07/2012 |
| | NAHRI SARRAJ | 4 | 03/05/2012 | 05/07/2012 |
| | REG (H) | 1 | 28/06/2012 | 28/06/2012 |
| | NAD ALI | 2 | 01/01/2012 | 23/01/2012 |
| FARAH | BALA BULUK | 1 | 02/06/2012 | 02/06/2012 |
| KANDAHAR | MAYWAND | 1 | 18/05/2012 | 18/05/2012 |
| | KHAKREZ | 1 | 14/03/2012 | 14/03/2012 |
| | KANDAHAR | 1 | 15/01/2012 | 15/01/2012 |
| | ARGHISTAN | 1 | 03/01/2012 | 03/01/2012 |
| PAKTYA | JADRAN | 1 | 15/02/2012 | 15/02/2012 |
| Grand Total | | 17 | 01/01/2012 | 21/07/2012 |

Wild Polio cases by district and date of onset of paralysis, Pakistan 2012

| PROVINCE | DISTRICT | P1 | | | P3 | | | P1P3 | | | Total Count | First case | Last case |
|-----------------|------------|------------|------------|------------|-------|------------|------------|-------|------------|------------|-------------|------------|------------|
| | | Count | First case | Last case | Count | First case | Last case | Count | First case | Last case | | | |
| KHYBER PAKHTOON | MARDAN | 2 | 21/07/2012 | 30/08/2012 | | | | | | | 2 | 21/07/2012 | 30/08/2012 |
| | SHANGLA | 1 | 25/08/2012 | 25/08/2012 | | | | | | | 1 | 25/08/2012 | 25/08/2012 |
| | SWABI | 1 | 22/08/2012 | 22/08/2012 | | | | | | | 1 | 22/08/2012 | 22/08/2012 |
| | HARIPUR | 1 | 20/08/2012 | 20/08/2012 | | | | | | | 1 | 20/08/2012 | 20/08/2012 |
| | TORGHAR | 1 | 09/08/2012 | 09/08/2012 | | | | | | | 1 | 09/08/2012 | 09/08/2012 |
| | LAKKIMRWT | 2 | 16/01/2012 | 19/07/2012 | | | | | | | 2 | 16/01/2012 | 19/07/2012 |
| | CHARSADA | 1 | 12/07/2012 | 12/07/2012 | | | | | | | 1 | 12/07/2012 | 12/07/2012 |
| | PESHAWAR | 2 | 10/01/2012 | 13/06/2012 | | | | | | | 2 | 10/01/2012 | 13/06/2012 |
| | DIKHAN | 1 | 11/01/2012 | 11/01/2012 | | | | | | | 1 | 11/01/2012 | 11/01/2012 |
| KOHAT | 1 | 11/01/2012 | 11/01/2012 | | | | | | | 1 | 11/01/2012 | 11/01/2012 | |
| PUNJAB | RAWALPINDI | 1 | 19/08/2012 | 19/08/2012 | | | | | | | 1 | 19/08/2012 | 19/08/2012 |
| | RAJANPUR | 1 | 21/05/2012 | 21/05/2012 | | | | | | | 1 | 21/05/2012 | 21/05/2012 |
| | JHANG | 1 | 20/01/2012 | 20/01/2012 | | | | | | | 1 | 20/01/2012 | 20/01/2012 |
| FATA | BAJOUR | 1 | 12/07/2012 | 12/07/2012 | | | | | | | 1 | 12/07/2012 | 12/07/2012 |
| | KHYBER | 7 | 06/01/2012 | 02/07/2012 | 2 | 19/02/2012 | 18/04/2012 | 1 | 04/01/2012 | 04/01/2012 | 10 | 04/01/2012 | 02/07/2012 |
| | WAZIR-S | 1 | 13/05/2012 | 13/05/2012 | | | | | | | 1 | 13/05/2012 | 13/05/2012 |
| | WAZIR-N | 1 | 10/02/2012 | 10/02/2012 | | | | | | | 1 | 10/02/2012 | 10/02/2012 |
| BALUCHISTAN | QUETTA | 3 | 01/01/2012 | 22/06/2012 | | | | | | | 3 | 01/01/2012 | 22/06/2012 |
| SINDH | LARKANA | 1 | 21/05/2012 | 21/05/2012 | | | | | | | 1 | 21/05/2012 | 21/05/2012 |
| | HYDERABAD | 1 | 27/01/2012 | 27/01/2012 | | | | | | | 1 | 27/01/2012 | 27/01/2012 |
| | MIRPURKHAS | 1 | 03/01/2012 | 03/01/2012 | | | | | | | 1 | 03/01/2012 | 03/01/2012 |
| Grand Total | | 32 | 01/01/2012 | 30/08/2012 | 2 | 19/02/2012 | 18/04/2012 | 1 | 04/01/2012 | 04/01/2012 | 35 | 01/01/2012 | 30/08/2012 |

Khyber P1 case (NW/34/12/005) was identified as wild by a positive contact with date of stool collection 30/01/2012
 Khyber P1P3 case (NW/34/12/002) was identified as wild by positive contacts with date of stool collection 30/01/2012