



World Health Organization – Regional Office for Eastern Mediterranean

AFP SURVEILLANCE

19-Nov-12

Week 46, ending 18 November 2012

Number 737

Table 1: Acute Flaccid Paralysis (AFP) cases by week of onset

Country	Reported AFP cases by week of onset - Week (46/12) / Ending on : (18/11/12)														
	Total AFP 2010	Total AFP 2011	Total AFP to date, 2012	W 35 02 Sep 12	W 36 09 Sep 12	W 37 16 Sep 12	W 38 23 Sep 12	W 39 30 Sep 12	W 40 07 Oct 12	W 41 14 Oct 12	W 42 21 Oct 12	W 43 28 Oct 12	W 44 04 Nov 12	W 45 11 Nov 12	W 46 18 Nov 12
Afghanistan	1572	1831	1600	47	34	53	32	32	41	40	25	23	32	16	2
Bahrain	10	10	13	0	0	0	0	0	0	1	0	0	0	0	0
Djibouti	3	6	6	0	0	1	0	0	0	0	0	1	0	0	0
Egypt	1151	1023	871	16	19	20	23	22	20	12	14	14	11	20	1
Iran	622	603	589	14	13	9	10	9	12	17	10	7	12	11	0
Iraq	489	530	399	9	5	13	4	9	7	8	4	4	6	5	
Jordan ****	40	30	23	0	0	0	0	1	0	0	0				
Kuwait	24	38	30	0	1	0	0	1	1	0	0	2	0	1	0
Lebanon ****	19	22	22	1	0	0	0	0	0	0	0	0	0		
Libya	46	35	31	0	1	0	0	0	0	0	1	0	0	1	
Morocco	100	76	60	0	0	1	0	1	0	0	0	4	2		
Oman	33	39	27	1	0	0	2	0	3	0	1	1	0	0	
Pakistan	5393	5762	4135	95	97	113	96	89	94	103	70	57	39	7	
Palestine ****	15	17	19	0	0	0	0	2	0	0	1	0	0	1	0
Qatar	5	6	12	0	0	0	1	0	0	0	0	0	0	0	0
Saudi Arabia	239	213	189	2	5	4	1	3	3	3	3	5	2	2	0
Somalia	164	172	124	4	2	2	2	5	6	4	2	3	0	1	
Sudan	408	362	322	14	2	6	7	9	5	5	4	1	0		
South Sudan	310	341	273	6	7	6	8	4	6	6	4	5	0	0	
Syria ****	194	168	95	1	1	3	1	0	3	3	1	0	1	0	
Tunisia	57	47	54	2	1	0	0	1	0	5	1	0	0		
U.A.E	18	25	37	0	2	0	1	0	1	1	2	0	1	0	0
Yemen	426	386	401	12	13	12	19	11	10	3	10	1	0		
Total EMR	11338	11742	9332	224	203	243	207	199	212	211	153	128	106	65	3

No data = No report received

Table 2: Confirmed polio cases by month of onset

Country	Total year 2010	Total year 2011	18/11		Confirmed polio cases by month of onset											
			2011	2012	December 2011	January 2012	February 2012	March 2012	April 2012	May 2012	June 2012	July 2012	August 2012	September 2012	October 2012	November 2012
Afghanistan	25	80	63	30	10	4	1	1	0	4	3	4	2	7	4	
Bahrain	0	0	0	0	0	0	0	0	0	0	0	0	0	0	0	
Djibouti	0	0	0	0	0	0	0	0	0	0	0	0	0	0	0	
Egypt	0	0	0	0	0	0	0	0	0	0	0	0	0	0	0	
Iran	0	0	0	0	0	0	0	0	0	0	0	0	0	0	0	
Iraq	0	0	0	0	0	0	0	0	0	0	0	0	0	0	0	
Jordan ****	0	0	0	0	0	0	0	0	0	0	0	0	0	0	0	
Kuwait	0	0	0	0	0	0	0	0	0	0	0	0	0	0	0	
Lebanon ****	0	0	0	0	0	0	0	0	0	0	0	0	0	0	0	
Libya	0	0	0	0	0	0	0	0	0	0	0	0	0	0	0	
Morocco	0	0	0	0	0	0	0	0	0	0	0	0	0	0	0	
Oman	0	0	0	0	0	0	0	0	0	0	0	0	0	0	0	
Pakistan	144	198	171	54	21	11	3	1	1	6	2	5	9	8	8	
Palestine ****	0	0	0	0	0	0	0	0	0	0	0	0	0	0	0	
Qatar	0	0	0	0	0	0	0	0	0	0	0	0	0	0	0	
Saudi Arabia	0	0	0	0	0	0	0	0	0	0	0	0	0	0	0	
Somalia	0	0	0	0	0	0	0	0	0	0	0	0	0	0	0	
Sudan	0	0	0	0	0	0	0	0	0	0	0	0	0	0	0	
South Sudan	0	0	0	0	0	0	0	0	0	0	0	0	0	0	0	
Syria ****	0	0	0	0	0	0	0	0	0	0	0	0	0	0	0	
Tunisia	0	0	0	0	0	0	0	0	0	0	0	0	0	0	0	
U.A.E	0	0	0	0	0	0	0	0	0	0	0	0	0	0	0	
Yemen	0	0	0	0	0	0	0	0	0	0	0	0	0	0	0	
Total EMR	169	278	234	84	31	15	4	2	1	10	5	9	11	15	12	0

**** UNRWA cases are included with those of country of residence



Table 3: Investigation of AFP cases with paralysis onset in 2011 & 2012 up to Week (46/12) / Ending on : (18/11/12)

COUNTRY	2011												2012												Latest line List Date				
	AFP										Specimen		Wild cases ****		AFP											Specimen		Wild cases ****	
	Total AFP cases onset 2011	Case classification					Non polio AFP rate **	AFP cases pending classification > 90 days from onset of paralysis	AFP cases pending classification and lab > 90 days from onset of paralysis	% with *** adequate specimens	Wild P1 Poliovirus	Wild P3 Poliovirus	Total AFP cases onset 2012	Case classification					Annualized Non polio AFP rate **	AFP cases pending classification > 90 days from onset of paralysis	AFP cases pending classification and lab > 90 days from onset of paralysis	% with *** adequate specimens	Wild P1 Poliovirus	Wild P3 Poliovirus					
		Total Confirmed Polio Cases *	Polio Compatible	Pending Classification	Discarded (non polio AFP)	VDPV								Total Confirmed Polio Cases *	Polio Compatible	Pending Classification	Discarded (non polio AFP)	VDPV											
Afghanistan	1831	80	13	0	1737	1	10.0	0	0	92.1	80	0	1600	30	4	89	1477	0	10.2	4	0	92.2	30	0	18/11/2012				
Bahrain	10	0	0	0	10	0	3.8	0	0	90.0	0	0	13	0	0	1	12	0	5.4	0	0	92.3	0	0	18/11/2012				
Djibouti	6	0	0	0	6	0	2.1	0	0	66.7	0	0	6	0	0	3	3	0	2.3	1	0	66.7	0	0	18/11/2012				
Egypt	1023	0	0	0	1022	1	3.3	0	0	92.6	0	0	871	0	0	72	799	0	3.0	0	0	90.5	0	0	14/11/2012				
Iran	603	0	0	0	601	2	3.1	0	0	91.4	0	0	589	0	0	32	556	2	3.4	2	0	93.2	0	0	18/11/2012				
Iraq	530	0	0	0	530	0	3.7	0	0	89.2	0	0	399	0	0	47	352	0	3.1	15	9	89.0	0	0	16/11/2012				
Jordan	30	0	0	0	30	0	1.3	0	0	96.7	0	0	23	0	0	3	20	0	1.1	2	0	87.0	0	0	24/10/2012				
Kuwait	38	0	0	0	38	0	5.1	0	0	92.1	0	0	30	0	0	2	28	0	4.5	0	0	86.7	0	0	18/11/2012				
Lebanon	22	0	0	0	22	0	2.0	0	0	45.5	0	0	22	0	0	4	18	0	2.0	4	0	50.0	0	0	10/11/2012				
Libya	35	0	0	0	35	0	1.7	0	0	100.0	0	0	31	0	0	2	29	0	1.7	0	0	96.8	0	0	17/11/2012				
Morocco	76	0	0	0	76	0	0.8	0	0	80.3	0	0	60	0	0	21	39	0	0.7	12	4	80.0	0	0	09/11/3012				
Oman	39	0	0	0	39	0	5.1	0	0	97.4	0	0	27	0	0	1	26	0	3.9	0	0	100.0	0	0	12/11/2012				
Pakistan	5762	198	31	0	5533	0	7.3	0	0	87.5	196	2	4135	54	1	256	3819	5	6.0	112	6	89.3	52 #	3 #	17/11/2012				
Palestine	17	0	0	0	17	0	1.1	0	0	100.0	0	0	19	0	0	4	15	0	1.3	0	0	94.7	0	0	18/11/2012				
Qatar	6	0	0	0	6	0	2.6	0	0	83.3	0	0	12	0	0	9	3	0	5.8	8	0	91.7	0	0	18/11/2012				
Saudi Arabia	213	0	0	0	213	0	2.5	0	0	99.1	0	0	189	0	0	27	162	0	2.4	0	0	95.2	0	0	18/11/2012				
Somalia	172	0	1	0	162	9	3.4	0	0	98.3	0	0	124	0	2	7	114	1	2.7	0	0	96.8	0	0	15/11/2012				
Sudan	362	0	0	0	362	0	2.4	0	0	96.7	0	0	322	0	0	11	310	1	2.4	0	0	96.6	0	0	04/11/2012				
South Sudan	341	0	0	0	340	1	4.5	0	0	93.3	0	0	273	0	0	16	256	1	3.7	3	0	94.5	0	0	15/11/2012				
Syria	168	0	0	0	168	0	1.7	0	0	93.5	0	0	95	0	0	7	88	0	1.1	3	0	86.3	0	0	14/11/2012				
Tunisia	47	0	0	0	47	0	1.8	0	0	93.6	0	0	54	0	0	2	52	0	2.3	1	0	77.8	0	0	09/11/2012				
U.A.E	25	0	0	0	25	0	2.5	0	0	100.0	0	0	37	0	0	5	32	0	4.1	0	0	100.0	0	0	18/11/2012				
Yemen	386	0	0	0	376	10	3.5	0	0	91.5	0	0	401	0	0	69	330	3	3.9	4	0	94.5	0	0	04/11/2012				
EMR	11742	278	45	0	11395	24	4.8	0	0	90.0	276	2	9332	84	7	690	8540	13	4.3	171	19	90.8	82	3					
2010	11338	169	31	0	11129	10	4.6	0	0	90.9	137	32																	

* Confirmed polio cases refer to wild isolation from AFP cases or from contacts of negative index AFP cases

** Non-polio AFP per 100,000 children <15 years

*** Adequate here refers to two stool specimens collected at least 24 hours apart, within 14 days of paralysis onset

**** AFP cases co infected with P1 and P3 are counted separately as wild isolates

One AFP case in Pakistan had co infection P1 & P3 from 2 contacts P1 & P3



Table 4: Investigation of contacts of AFP cases with paralysis onset in 2012 up to Week (46/12) / Ending on : (18/11/12)

Country	No. of AFP cases	No. of eligible AFP cases for contact sampling*	% of eligible AFP cases with contact samplings	% of eligible AFP cases with 3+ contacts	Total number of Contacts* *	% of contacts under 5 years	% of contacts with specimens collected within 7 days of notification of index	% Contact specimens in lab within 3 days of collection	% Contact specimens positive for NPEV	% Contact specimens positive for Sabin like virus	No. of contacts positive for wild virus	% of wild polio virus isolation from contacts	No. of Contacts positive for VDPVs	No. of -ve index AFP cases identified positive by contact	No. of district identified infected from contacts
Afghanistan	1600	125	87.2	86.4	762	94.0	75.1	30.1	22.9	4.9	2	0.3		2	1
Bahrain	13	1	100.0	0.0	1	0.0	100.0	0.0	0.0	0.0	0	0.0		0	0
Djibouti	6	2	50.0	50.0	9	77.8	100.0	0.0	0.0	50.0	0	0.0		0	0
Egypt	871	89	79.8	79.8	309	79.6	48.2	100.0	22.5	2.3	0	0.0		0	0
Iran	589	40	92.5	80.0	174	77.6	28.7	79.9	2.3	0.6	0	0.0		0	0
Iraq	399	44	75.0	54.5	103	60.2	46.6	67.4	5.6	0.0	0	0.0		0	0
Jordan	23	3	0.0	0.0	0						0			0	0
Kuwait	30	4	75.0	75.0	67	47.8	80.6	100.0	0.0	0.0	0	0.0		0	0
Lebanon	22	11	63.6	36.4	18	11.1	72.2	15.4	15.4	0.0	0	0.0		0	0
Libya	31	1	0.0	0.0	0						0			0	0
Morocco	60	12	41.7	25.0	29	34.5	17.2	96.2	0.0	0.0	0	0.0		0	0
Oman	27	0			93	77.4	96.8	100.0	9.4	1.2	0	0.0		0	0
Pakistan	4135	443	83.7	81.0	1345	91.1	65.2	68.5	27.4	3.4	7	0.5		4	3
Palestine	19	1	0.0	0.0	0						0			0	0
Qatar	12	1	0.0	0.0	0						0			0	0
Saudi Arabia	189	9	66.7	66.7	43	46.5	65.1	68.2	0.0	4.5	0	0.0		0	0
Somalia	124	4	75.0	75.0	361	92.5	99.2	12.0	15.3	4.5	0	0.0		0	0
Sudan	322	11	100.0	100.0	214	79.4	53.3	35.1	13.0	0.5	0	0.0		0	0
South Sudan	273	15	100.0	100.0	781	83.6	91.9	1.1	12.5	0.8	0	0.0		0	0
Syria	95	13	46.2	30.8	24	58.3	25.0	78.3	0.0	0.0	0	0.0		0	0
Tunisia	54	12	66.7	33.3	74	17.6	32.4	50.7	0.0	2.7	0	0.0		0	0
U.A.E.	37	0			0						0			0	0
Yemen	401	22	90.9	86.4	166	59.0	60.8	2.2	15.8	11.5	0	0.0		0	0
Grand Total 2012	9332	863	81.9	77.3	4573	83.3	70.3	45.9	18.6	3.1	9	0.2		6	4
Grand Total 2011	11742	1190	81.6	78.8	6029	85.9	69.8	51.2	18.6	3.8	33	0.6	16	18	9

* Eligible refers to AFP cases with inadequate stool specimens

** Total number of contacts from eligible AFP cases and from other AFP cases as per with country criteria for contact sampling

Last wild contacts in EMRO, 01/01/2012- 18/11/2012

Year	Country	Data Count of wild contacts	Date of Most Recent stool collection
2012	Pakistan	7	08/10/2012
	Afghanistan	2	09/09/2012
2012 Total		9	08/10/2012



Table 5: Laboratory investigation of AFP cases with paralysis onset in 2012 up to Week (46/12) / Ending on : (18/11/12)

Country	Polio laboratories	AFP cases with specimens	Preliminary virus isolation results of AFP cases						Poliovirus intratypic differentiation results #										Indicators				Latest report Date				
			Referred for ITD		NPEV only	Negative	Pending		Type 1			Type 2			Type 3			Discordant pending sequence	NPEV by PCR	Non-EV	Pending ITD	% specimens positive for NPEV*		% AFP cases with culture results within 14 days	% AFP cases with ITD results within 7 days	% AFP cases with ITD results within 45 days of onset**	
			L20B+	L20B+/NPEV			received < / = 14 days	received > 14 days ago	Wild	Sabin	VDPV	Wild	Sabin	VDPV	Wild	Sabin	VDPV										
Afghanistan	RRL Pakistan	1572	108	11	298	1107	49		28	34				15			56		3	1			17%	100%	98%	98%	16/11/2012
Bahrain	PNL Oman	12			1	11																	6%	100%		83%	19/11/2012
Djibouti	NPL Kenya	6			4	1	1																0%			100%	18/11/2012
Egypt***	RRL Egypt	857	18	5	156	621	20	37		11				3			7		1	5	3		18%	95%	100%	99%	14/11/2012
Iran	NPL Iran	591	22		20	530	19			7				2	2		6				10		3%	99%	100%	99%	17/11/2012
Iraq	RRL Egypt	398	13	1	53	297	10	26						1			1						14%	100%	100%	50%	16/11/2012
Jordan	RRL Tunisia	25				23	2																6%	96%			14/11/2012
Kuwait	RRL Kuwait	33				32	1																1%	66%		100%	14/11/2012
Lebanon	RRL Egypt	28			2	26																	6%	100%		75%	14/11/2012
Libya	RRL Tunisia	33			1	30	1	1															3%	94%		100%	10/11/2012
Morocco	RRL Tunisia	61				56	3	2															0%	96%		98%	16/11/2012
Oman	NPL Oman	27	1			26				1													12%	100%	100%	100%	19/11/2012
Pakistan	RRL Pakistan	4251	255	27	946	2893	130		48	94				49	5	2	111		5	8			21%	99%	99%	97%	16/11/2012
Palestine & UNRWA		19			3	14	1	1															18%	6%		76%	18/11/2012
Qatar	NPL Oman	13	1			12															1		0%	100%	100%	100%	19/11/2012
Saudi Arabia	NPL Oman	175	6		4	157		8		1				4			2						2%	96%	100%	86%	14/10/2012
Somalia	NPL Kenya	123	9		26	81	2	5		3				3	1		6						22%	2%		97%	15/11/2012
Sudan	RRL Egypt	334	4		39	284	6	1		4				1	1		1		3				12%	93%	100%	100%	18/11/2012
South Sudan	NPL Kenya	272	6		53	203		11		1				1	1		5						20%	0%		89%	15/11/2012
Syria	RRL Tunisia	93			2	89	2																2%	98%			14/11/2012
Tunisia	RRL Tunisia	53	2		2	49								2			1						2%	96%	50%	92%	10/11/2012
U.A.E	NPL Oman	36				35	1																0%	100%		91%	19/11/2012
Yemen	RRL Egypt	407	25	5	78	273	17	7		7				12	1		12	2		5			18%	93%	100%	92%	14/11/2012
Total EMR 2012		9419	470	49	1684	6853	265	100	76	163				93	11	2	208	2	12	19	14		17%	94%	99%	97%	
Total EMR 2011		11586	669	62	2056	8795			258	183	2			109	18	2	222		3	6	37	2	16%	94%	98%	94%	

* Specimens from all sources including non-AFP cases, excluding environmental samples

** This indicator reflects surveillance and laboratory activities

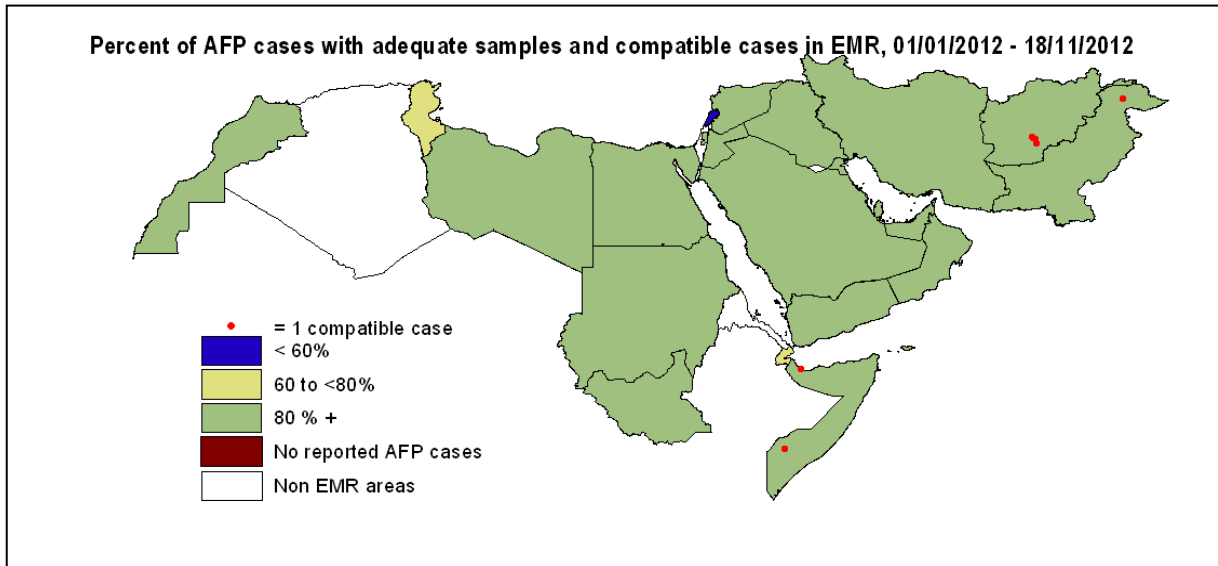
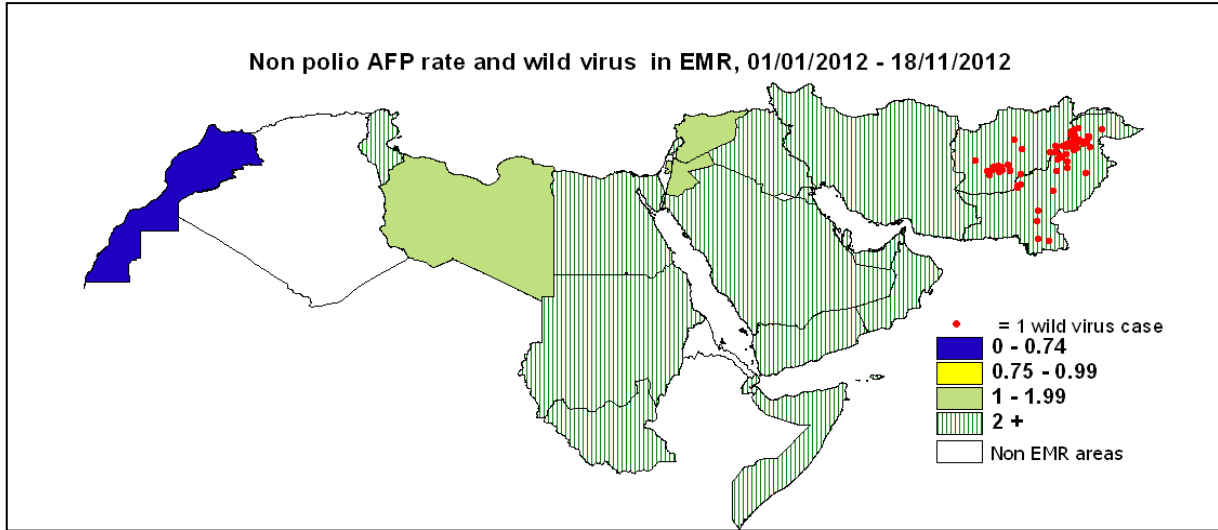
*** Environmental surveillance initiated in Egypt in September 2000 showed the following:

Year	2000	2001	2002	2003	2004	2005	2006	2007	2008	2009	2010	2011	2012	Grand Total
Negative	52	55	136	299	469	499	492	458	444	481	415	448	325	4573
Pending													33	
Wild	2	75	26	12	13	2	2	2	1	1	1	1	1	133
Grand Total	54	130	162	311	482	501	492	458	446	481	416	448	358	4739

In 2008, out of 446 samples, 2 positive for wild virus in Giza governorate (Al Haram Site) genomic sequence data indicate importation from Ethiopia / South Sudan & Cairo governorate (Al Haggana 2) genomic sequence data indicate nearest importation from India. In 2010, 1 positive sample for wild virus in Aswan governorate (Aswan City) genomic sequence data indicate nearest importation from Sudan.

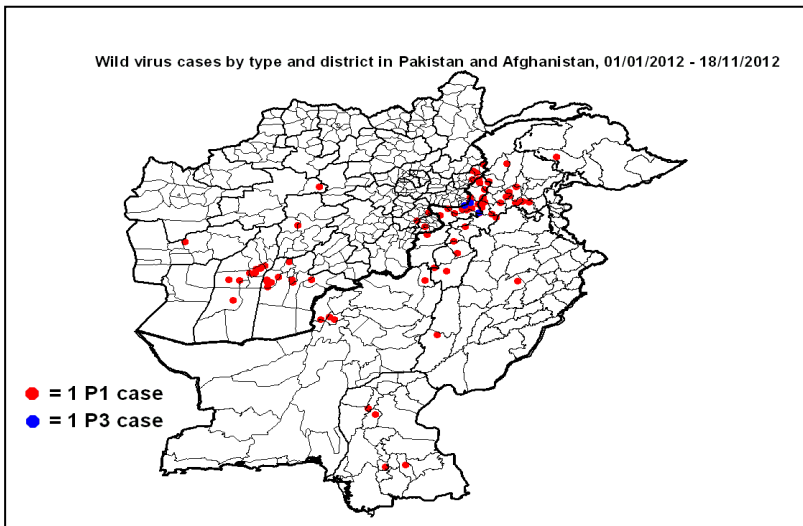
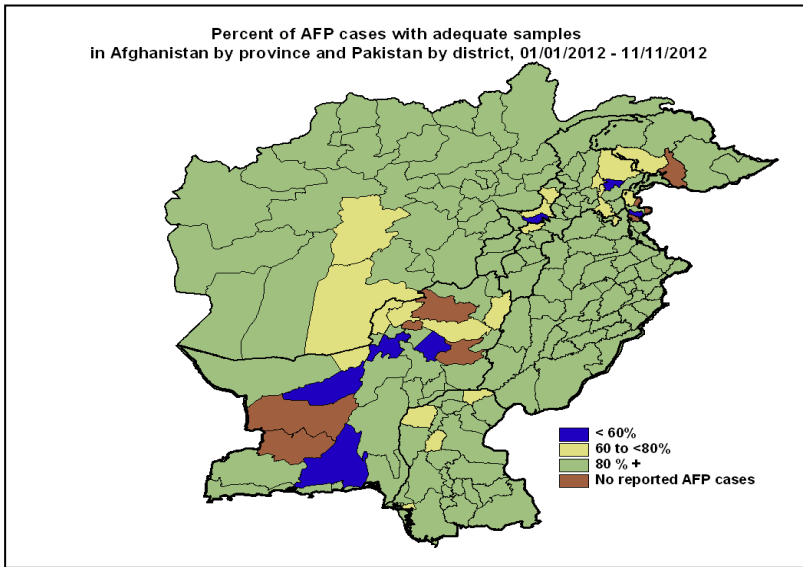
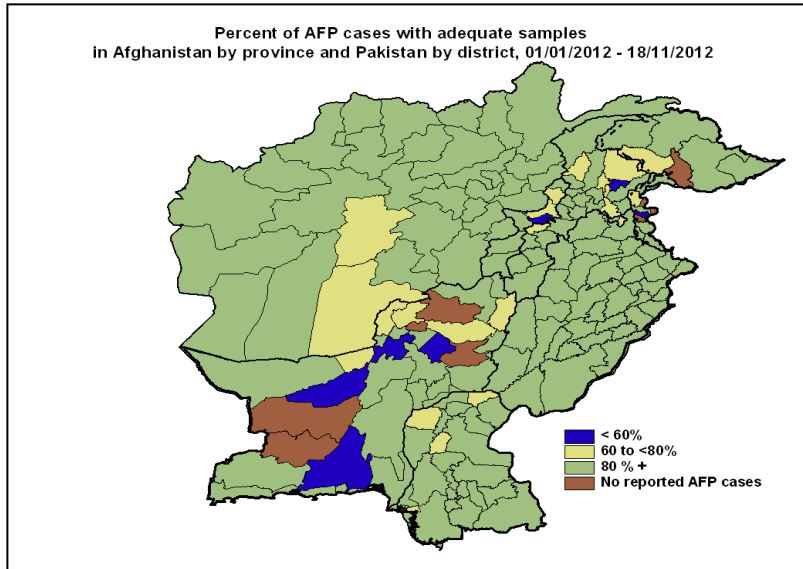
****Environmental surveillance initiated in Pakistan in August 2009 showed the following:

Year	2009				2010								2011						2012																
Status	KHIBALDIA TOWN	KHIGADAPTOWN	KHIGULSHAN-E-IBBAL TOWN	LAHORE	KHIBALDIA TOWN	KHIGADAPTOWN	KHIGULSHAN-E-IBBAL TOWN	LAHORE	PESHAWAR	RAWALPINDI	QUETTA	MULTAN	KHIBALDIA TOWN	KHIGADAPTOWN	KHIGULSHAN-E-IBBAL TOWN	LAHORE	PESHAWAR	RAWALPINDI	QUETTA	MULTAN	SUKUR	HYDERABAD	FAISALABAD												
																								2009	2010	2011	2012								
Negative	9	3	5	10	27	10	11	12	27	2	2	4	9	77	8	8	10	17	5	1	4	15	68	10	15	16	13	4	3	18	25	6	3	113	
Pending																									2	1	2	2	1	2	2	1	1	1	15
Wild	1	8	7	2	18	6	20	12	6	12	5	9	9	79	4	28	14	19	19	11	20	21	136	14	4	17	15	6	2	4	7	4	1	74	
Grand Total	10	11	12	12	45	16	31	24	33	14	7	13	18	156	12	36	24	36	24	12	24	36	204	10	31	21	32	21	10	22	31	14	5	202	



Wild polio cases by country and date of onset of paralysis in EMR, 2012

Year	COUNTRY	P1			P3			P1P3			Total Count	First Case	Last Case
		Count	First Case	Last Case	Count	First Case	Last Case	Count	First Case	Last Case			
2012	AFG	30	01/01/2012	28/10/2012							30	01/01/2012	28/10/2012
	PAK	51	01/01/2012	27/10/2012	2	19/02/2012	18/04/2012	1	04/01/2012	04/01/2012	54	01/01/2012	27/10/2012
2012 Total		81	01/01/2012	28/10/2012	2	19/02/2012	18/04/2012	1	04/01/2012	04/01/2012	84	01/01/2012	28/10/2012





World Health Organization – Regional Office for Eastern Mediterranean

AFP SURVEILLANCE

Week 45, ending 11 November 2012

12-Nov-12

Number 736

Wild Polio cases by district and date of onset of paralysis, Afghanistan 2012

PROVINCE	DISTRICT	P1		
		Count	First case	Last case
KANDAHAR	KANDAHAR	2	15/01/2012	28/10/2012
	MAYWAND	6	18/05/2012	28/09/2012
	KHAKREZ	1	14/03/2012	14/03/2012
	ARGHISTAN	1	03/01/2012	03/01/2012
HILMAND	NAHRI SARRAJ	6	03/05/2012	21/10/2012
	SANGIN	1	20/07/2012	20/07/2012
	REG (H)	1	28/06/2012	28/06/2012
	NAD ALI	2	01/01/2012	23/01/2012
PAKTYA	CHAMKANI	1	01/10/2012	01/10/2012
	JADRAN	1	15/02/2012	15/02/2012
KUNAR	MARAWARA	1	21/09/2012	21/09/2012
	BAR KUNAR	2	30/06/2012	21/07/2012
	NARI	1	01/07/2012	01/07/2012
URUZGAN	GIZAB	1	17/09/2012	17/09/2012
KHOST	MANDO ZAYI	1	14/09/2012	14/09/2012
GHOR	LAL WA SARJANGAL	1	31/08/2012	31/08/2012
FARAH	BALA BULUK	1	02/06/2012	02/06/2012
Grand Total		30	01/01/2012	28/10/2012

Maywand P1 case (AFG/08/12/216) was identified as wild by a positive contact with date of stool collection 08/09/2012
Lal Wa Sarjangal P1 case (AFG/03/12/216) was identified as wild by a positive contact with date of stool collection 09/09/2012

Wild Polio cases by district and date of onset of paralysis, Pakistan 2012

PROVINCE	DISTRICT	P1			P3			P1P3			Total Count	First case	Last case
		Count	First case	Last case	Count	First case	Last case	Count	First case	Last case			
KHYBER PAKHTOON	PESHAWAR	5	10/01/2012	27/10/2012							5	10/01/2012	27/10/2012
	SWABI	3	22/08/2012	23/10/2012							3	22/08/2012	23/10/2012
	MARDAN	3	21/07/2012	22/10/2012							3	21/07/2012	22/10/2012
	BUNIR	1	14/10/2012	14/10/2012							1	14/10/2012	14/10/2012
	TORGHAR	2	09/08/2012	26/09/2012							2	09/08/2012	26/09/2012
	DIRUPPER	1	14/09/2012	14/09/2012							1	14/09/2012	14/09/2012
	CHARSADA	2	12/07/2012	13/09/2012							2	12/07/2012	13/09/2012
	SHANGLA	1	25/08/2012	25/08/2012							1	25/08/2012	25/08/2012
	HARIPUR	1	20/08/2012	20/08/2012							1	20/08/2012	20/08/2012
	KARAK	1	10/08/2012	10/08/2012							1	10/08/2012	10/08/2012
	LAKKIMRWT	2	16/01/2012	19/07/2012							2	16/01/2012	19/07/2012
	DIKHAN	1	11/01/2012	11/01/2012							1	11/01/2012	11/01/2012
	KOHAT	1	11/01/2012	11/01/2012							1	11/01/2012	11/01/2012
	FATA	KHYBER	8	06/01/2012	17/10/2012	2	19/02/2012	18/04/2012	1	04/01/2012	04/01/2012	11	04/01/2012
BAJOUR		5	12/07/2012	09/10/2012							5	12/07/2012	09/10/2012
KURRAM		1	25/09/2012	25/09/2012							1	25/09/2012	25/09/2012
WAZIR-S		1	13/05/2012	13/05/2012							1	13/05/2012	13/05/2012
WAZIR-N		1	10/02/2012	10/02/2012							1	10/02/2012	10/02/2012
BALOCHISTAN	SHARANI	1	02/10/2012	02/10/2012							1	02/10/2012	02/10/2012
	QUETTA	3	01/01/2012	22/06/2012							3	01/01/2012	22/06/2012
SINDH	NFEROZ	1	09/09/2012	09/09/2012							1	09/09/2012	09/09/2012
	LARKANA	1	21/05/2012	21/05/2012							1	21/05/2012	21/05/2012
	HYDERABAD	1	27/01/2012	27/01/2012							1	27/01/2012	27/01/2012
	MIRPURKHAS	1	03/01/2012	03/01/2012							1	03/01/2012	03/01/2012
GILGIT BALTISTAN	DIAMIR	1	06/08/2012	06/08/2012							1	06/08/2012	06/08/2012
PUNJAB	RAJANPUR	1	21/05/2012	21/05/2012							1	21/05/2012	21/05/2012
	JHANG	1	20/01/2012	20/01/2012							1	20/01/2012	20/01/2012
Grand Total		51	01/01/2012	27/10/2012	2	19/02/2012	18/04/2012	1	04/01/2012	04/01/2012	54	01/01/2012	27/10/2012

Khyber P1 case (NW/34/12/005) was identified as wild by a positive contact with date of stool collection 30/01/2012
Khyber P1P3 case (NW/34/12/002) was identified as wild by positive contacts with date of stool collection 30/01/2012
Karak P1 case (NW/51/12/013) was identified as wild by a positive contact with date of stool collection 08/09/2012
Diamir P1 case (NA/31/12/004) was identified as wild by a positive contact with date of stool collection 06/09/2012